



US00D871167S

(12) **United States Design Patent**  
**Bloch**

(10) **Patent No.:** **US D871,167 S**

(45) **Date of Patent:** **\*\* Dec. 31, 2019**

- (54) **FORK**
- (71) Applicant: **Outdoor Edge Cutlery Corporation**,  
Denver, CO (US)
- (72) Inventor: **David R. Bloch**, Morrison, CO (US)
- (73) Assignee: **Outdoor Edge Cutlery Corporation**,  
Denver, CO (US)

(\*\*) Term: **15 Years**

(21) Appl. No.: **29/683,280**

(22) Filed: **Mar. 12, 2019**

**Related U.S. Application Data**

(63) Continuation of application No. 29/621,716, filed on Oct. 11, 2017, now Pat. No. Des. 842,662.

(51) **LOC (12) Cl.** ..... **07-03**

(52) **U.S. Cl.**  
USPC ..... **D7/643**; D7/401.2; D7/644; D7/653

(58) **Field of Classification Search**

USPC ..... D7/368, 401.2, 642-645, 653-664, 669,  
D7/675-677, 683, 688-689, 691; D8/18,  
D8/107, 300-301; D22/117-118

CPC ... A01D 9/02; A01D 9/04; A01D 9/06; A47G  
21/00; A47G 21/004; A47G 21/005;  
A47G 21/02; A47G 21/023; A47G 21/04;  
A47G 21/06; A47G 21/08; A47J 43/28;  
A47J 43/281; A47J 43/282; A61F 13/10;  
A61J 7/0023; B25G 1/00; B25G 1/01;  
B25G 1/02; B25G 3/00; B65D 75/56;  
B65D 75/563; B65D 75/566; B67B 7/00;  
B67B 7/38; B67B 7/724; B67B 7/73

See application file for complete search history.

(56) **References Cited**

**U.S. PATENT DOCUMENTS**

34,712 A 3/1862 Gables  
398,264 A \* 2/1889 Kisner ..... A47G 21/06  
30/150

849,098 A \* 4/1907 Aufrichtig ..... B67B 7/38  
30/408  
854,745 A \* 5/1907 King ..... A47G 21/02  
30/150  
972,777 A 10/1910 Richardson  
1,053,387 A 2/1913 Hawley  
D50,119 S \* 1/1917 Bessolo ..... D8/18  
1,229,696 A 6/1917 Woods  
1,337,174 A 4/1920 Whyte  
1,372,325 A 3/1921 Willemin  
1,425,750 A 8/1922 Crawford  
1,451,542 A \* 4/1923 Ftyklo ..... A47G 21/06  
7/168  
1,452,337 A \* 4/1923 Brecel ..... A47G 21/06  
206/349  
2,010,074 A 8/1935 Fuerst  
2,318,129 A \* 5/1943 Torode ..... A47G 21/06  
30/147

2,470,492 A 5/1949 Jenkins  
(Continued)

*Primary Examiner* — Ricky Pham

(74) *Attorney, Agent, or Firm* — Lewis Brisbois Bisgaard  
& Smith LLP; Craig W. Mueller

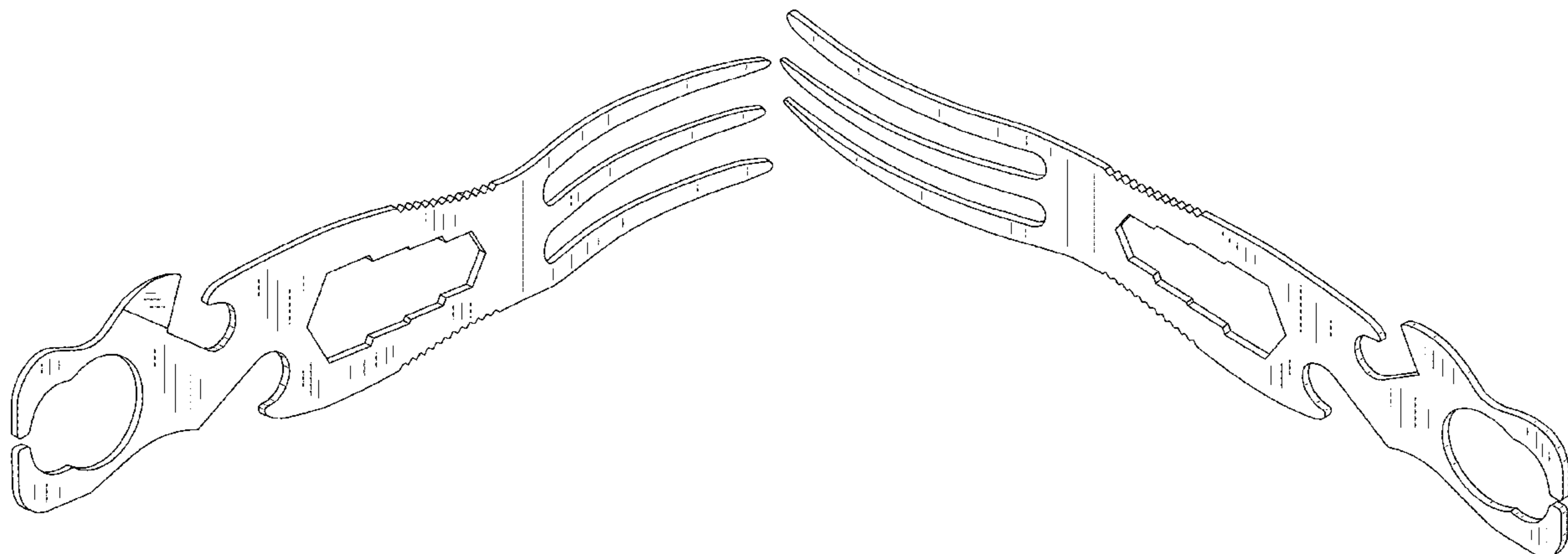
(57) **CLAIM**

The ornamental design for a fork, as shown and described.

**DESCRIPTION**

FIG. 1 is a front perspective view of the fork showing the new design;  
FIG. 2 is a rear perspective view thereof;  
FIG. 3 is a front elevation view thereof;  
FIG. 4 is a rear elevation view thereof;  
FIG. 5 is a left elevation view thereof;  
FIG. 6 is a right elevation view thereof;  
FIG. 7 is a top plan view thereof; and,  
FIG. 8 is a bottom plan view thereof.

**1 Claim, 5 Drawing Sheets**



(56)

**References Cited**

U.S. PATENT DOCUMENTS

3,771,224	A	11/1973	Bono, Jr.	
4,615,120	A *	10/1986	Newman .....	A47G 21/02 16/227
D342,422	S	12/1993	Sanford	
5,845,403	A	12/1998	Nivin	
5,940,974	A *	8/1999	Lee .....	A47G 21/02 30/322
D414,988	S	10/1999	Santini	
6,105,259	A	8/2000	Meyers	
6,751,873	B2 *	6/2004	Mattson .....	A47G 21/02 30/322
D575,593	S	8/2008	Svartstrom	
D608,602	S	1/2010	Davies	
D609,060	S	2/2010	Pallotto	
D656,799	S	4/2012	Lebeau	
D722,837	S	2/2015	Miksovsky	
D741,116	S	10/2015	Mundhra	
D746,644	S	1/2016	Cai	
D753,447	S	4/2016	Busboom	
D758,808	S	6/2016	Gatewood	
D771,444	S *	11/2016	Anzalone .....	D7/643
D794,400	S	8/2017	Young	
D812,995	S *	3/2018	Mundhra .....	D7/643
D813,616	S	3/2018	Mundhra	
D842,662	S *	3/2019	Bloch .....	D7/643

\* cited by examiner




FIG.1

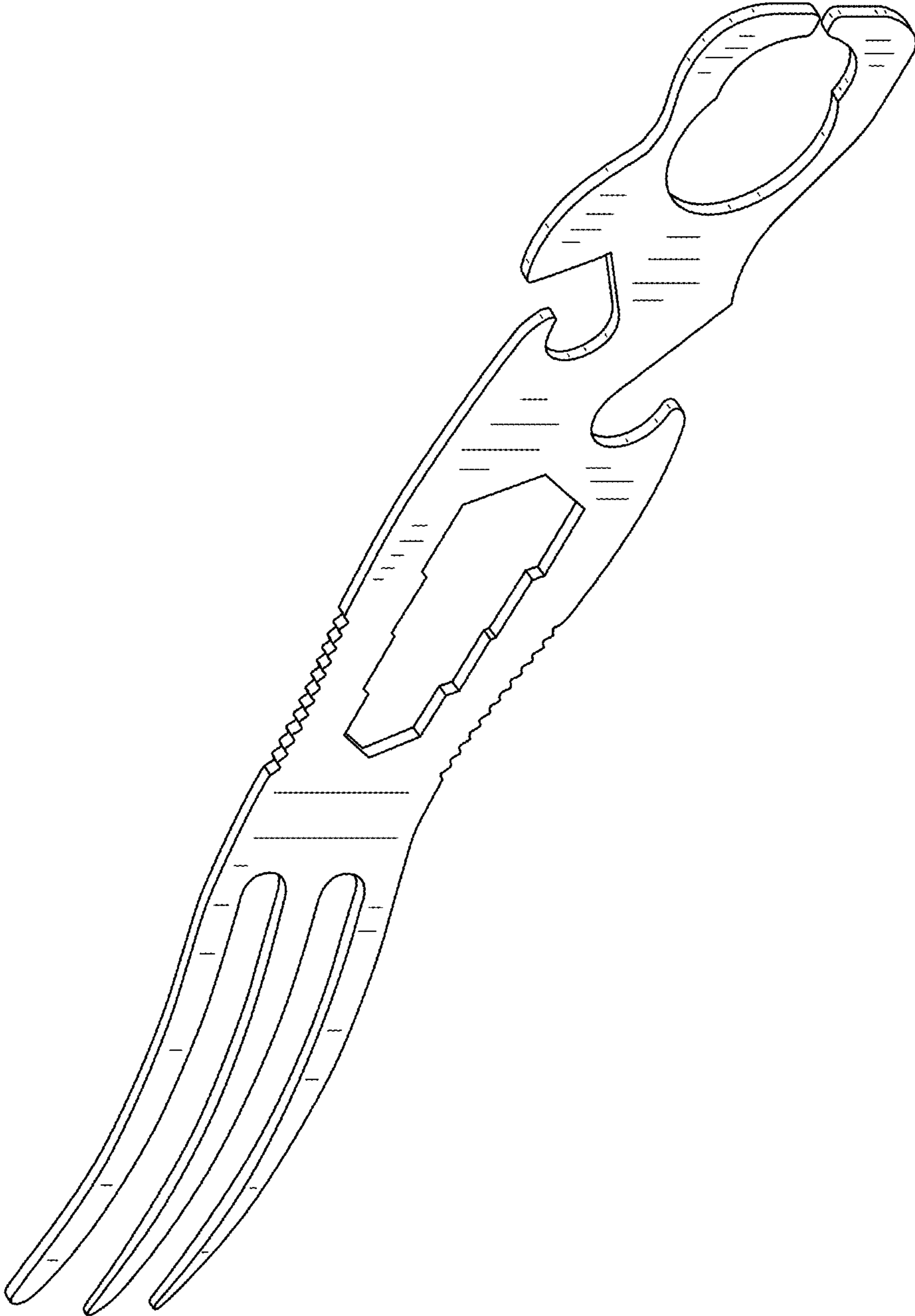


FIG.2

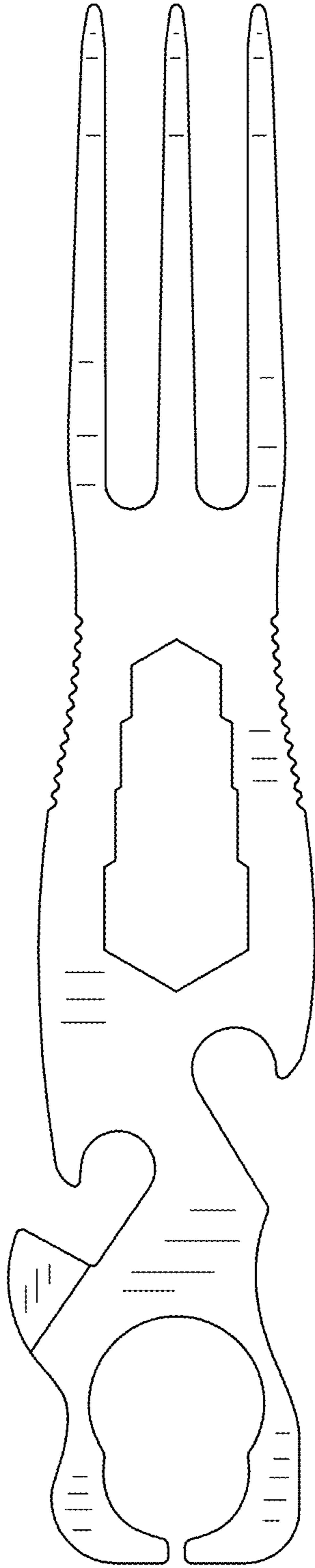


FIG. 3

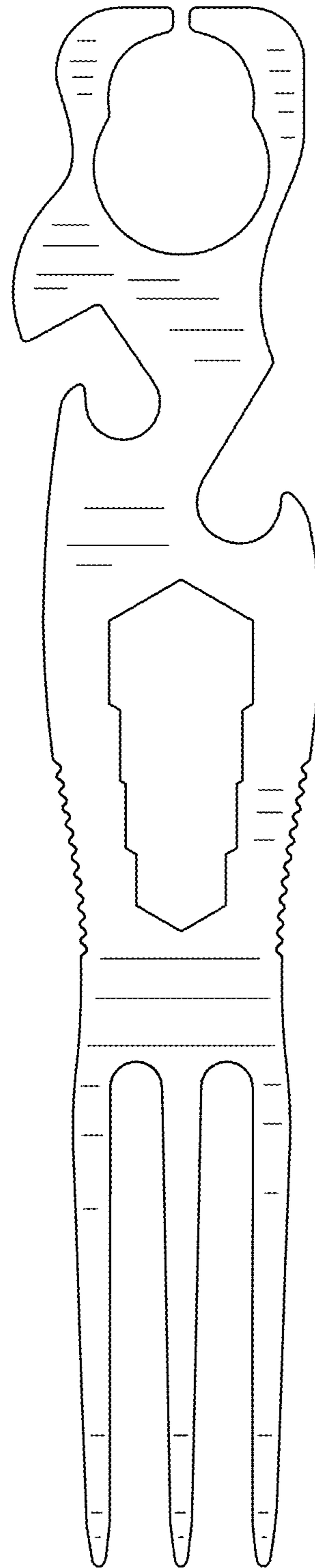


FIG. 4

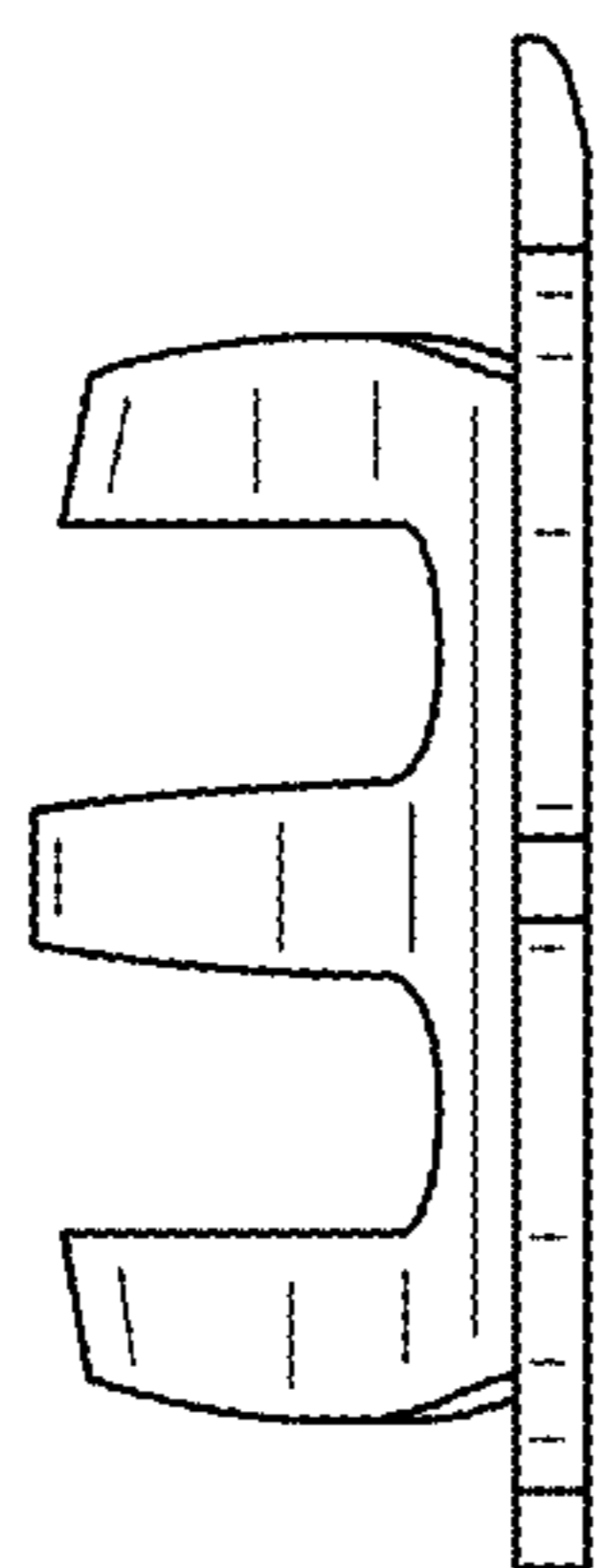


FIG. 5

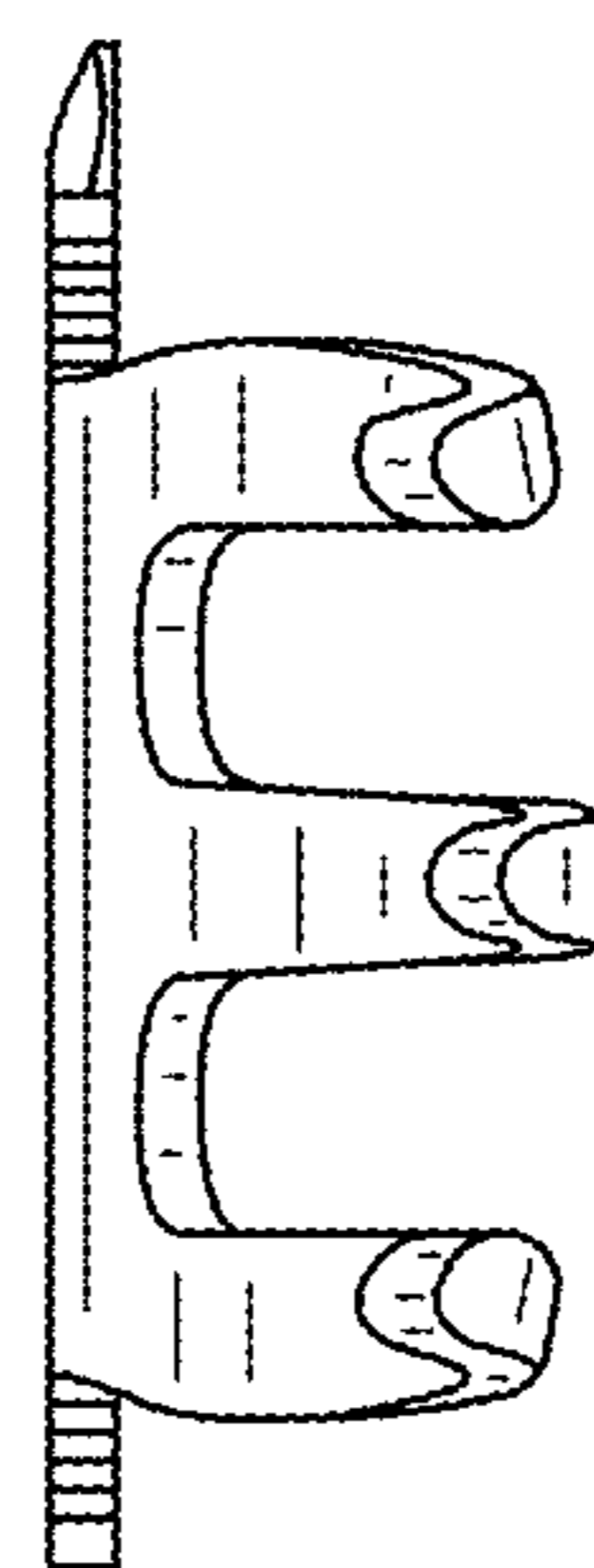


FIG. 6

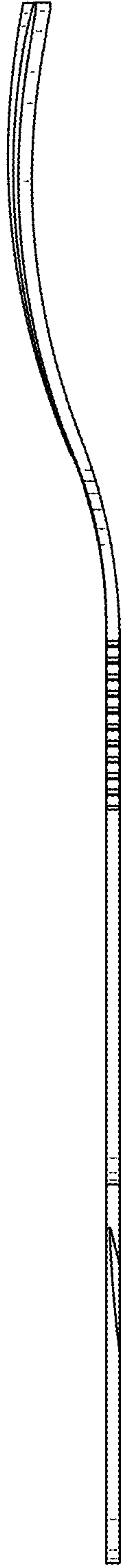


FIG. 7

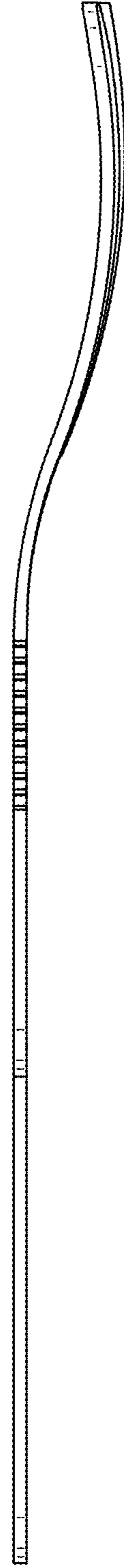


FIG. 8