



US00D871155S

(12) **United States Design Patent** (10) **Patent No.:** **US D871,155 S**  
**Miller et al.** (45) **Date of Patent:** **\*\* Dec. 31, 2019**

(54) **TRAY**  
(71) Applicant: **Oneida, LLC**, Lincolnshire, IL (US)  
(72) Inventors: **Garet Riley Miller**, Chillicothe, OH (US); **Brian Joseph Demers**, Charlotte, NC (US)  
(73) Assignee: **Oneida, LLC**, Columbus, OH (US)  
(\*\*) Term: **15 Years**  
(21) Appl. No.: **29/660,222**  
(22) Filed: **Aug. 20, 2018**  
(51) **LOC (12) Cl.** ..... **07-01**  
(52) **U.S. Cl.**  
USPC ..... **D7/554.3**  
(58) **Field of Classification Search**  
USPC ..... D3/304, 307-308, 312; D7/500, 550.1, D7/554.3  
CPC ..... A47G 29/00; A45F 2200/05; B65D 1/34; B65D 21/02; B65D 21/0209; B25H 3/06  
See application file for complete search history.

D470,713 S \* 2/2003 Swinford ..... D7/360  
D493,670 S \* 8/2004 De Neubourg ..... D7/554.3  
D543,775 S \* 6/2007 Orr, Jr. .... D7/390  
D550,043 S \* 9/2007 Brattoli ..... 220/626  
D581,203 S \* 11/2008 Simon ..... D7/354  
D679,144 S \* 4/2013 Holding ..... D7/554.3  
D683,191 S \* 5/2013 Espinoza ..... D7/554.3  
D701,429 S \* 3/2014 Krupa ..... D7/552.1  
D767,341 S \* 9/2016 Koempel ..... D7/554.3  
D774,831 S \* 12/2016 Gebhardt ..... D7/554.3  
D801,752 S \* 11/2017 Mishan ..... D7/554.3  
D820,629 S \* 6/2018 Lum ..... D7/354

\* cited by examiner

*Primary Examiner* — Kelley A Donnelly

(74) *Attorney, Agent, or Firm* — Ice Miller LLP

(57) **CLAIM**

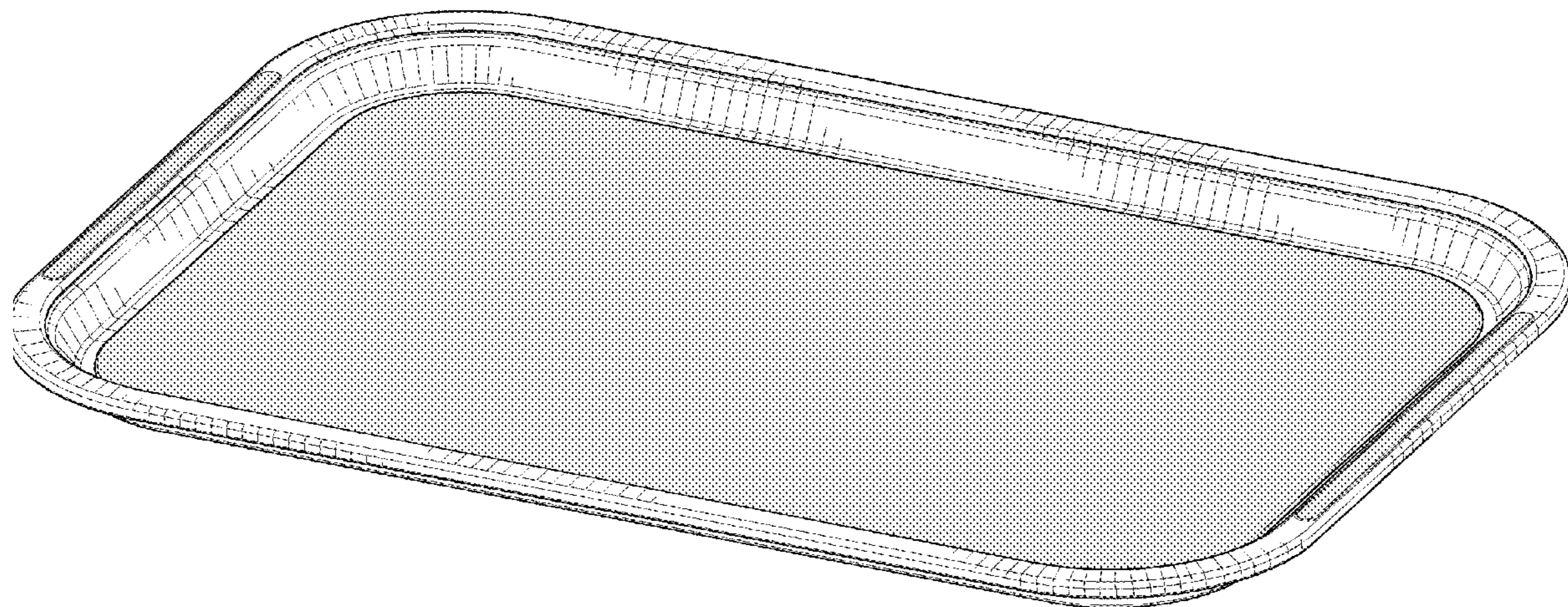
The ornamental design for a tray, as shown and described.

**DESCRIPTION**

FIG. 1 is a perspective view of an embodiment of a tray showing a new design;  
FIG. 2 is a rear view of the tray illustrated in FIG. 1;  
FIG. 3 is a front view of the tray illustrated in FIG. 1;  
FIG. 4 is a top view of the tray illustrated in FIG. 1;  
FIG. 5 is a bottom view of the tray illustrated in FIG. 1;  
FIG. 6 is a left side view of the tray illustrated in FIG. 1;  
FIG. 7 is a right side view of the tray illustrated in FIG. 1;  
FIG. 8 is a cross-sectional view of the tray taken about line 8 in FIG. 4; and,  
FIG. 9 is a cross-sectional view of the tray taken about line 9 in FIG. 4.  
The difference in hue is a claimed feature of the ornamental design for the tray shown in FIGS. 1-9.

**1 Claim, 6 Drawing Sheets**

(56) **References Cited**  
U.S. PATENT DOCUMENTS  
3,581,970 A \* 6/1971 Colato ..... A47G 23/06 220/626  
D271,557 S \* 11/1983 Schwarzli ..... D7/363  
D282,042 S \* 1/1986 Gallagher ..... D7/554.3  
D400,404 S \* 11/1998 Indekeu ..... D7/554.3  
D405,646 S \* 2/1999 Indekeu ..... D28/73  
D431,958 S \* 10/2000 Harris ..... D7/354  
D451,347 S \* 12/2001 Kleckauskas ..... D7/359  
D462,231 S \* 9/2002 Kari ..... D7/354  
D470,712 S \* 2/2003 Swinford ..... D7/360



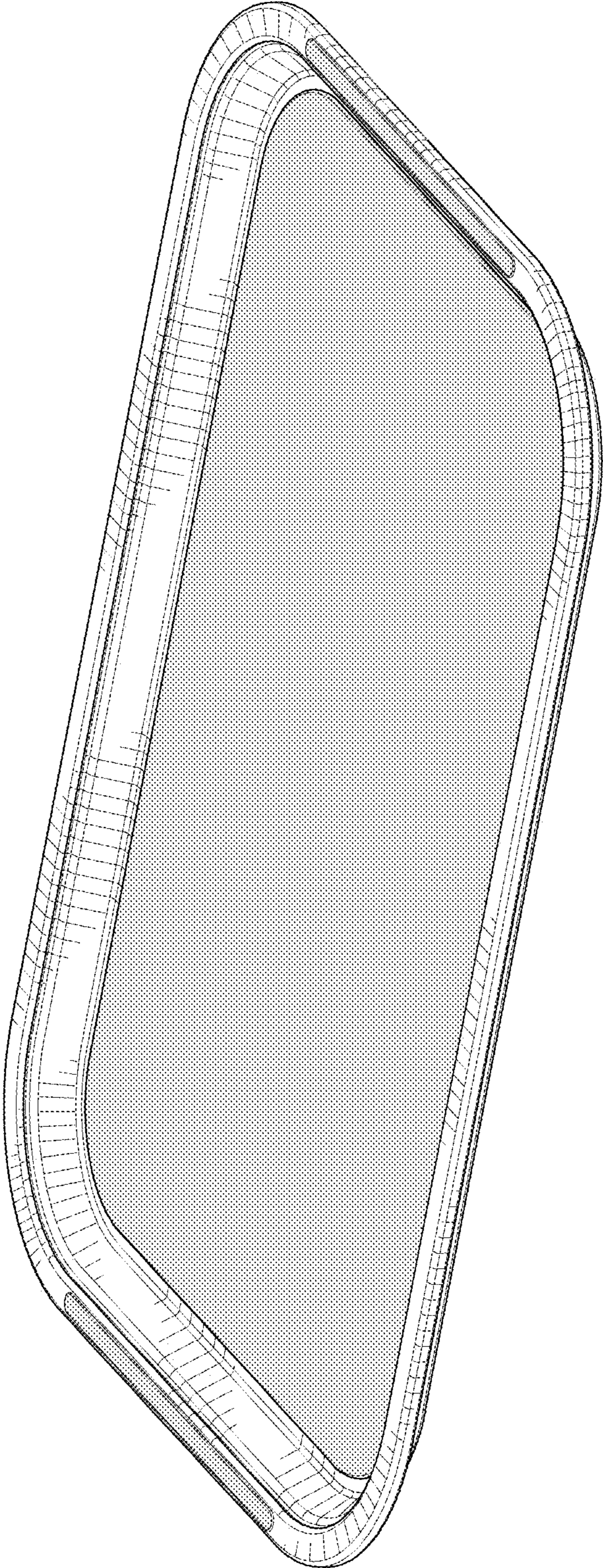


FIG.1

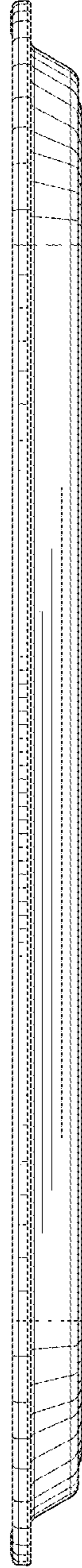


FIG. 2

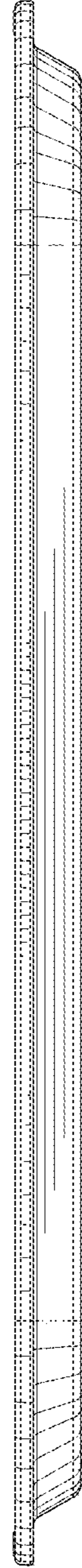


FIG. 3

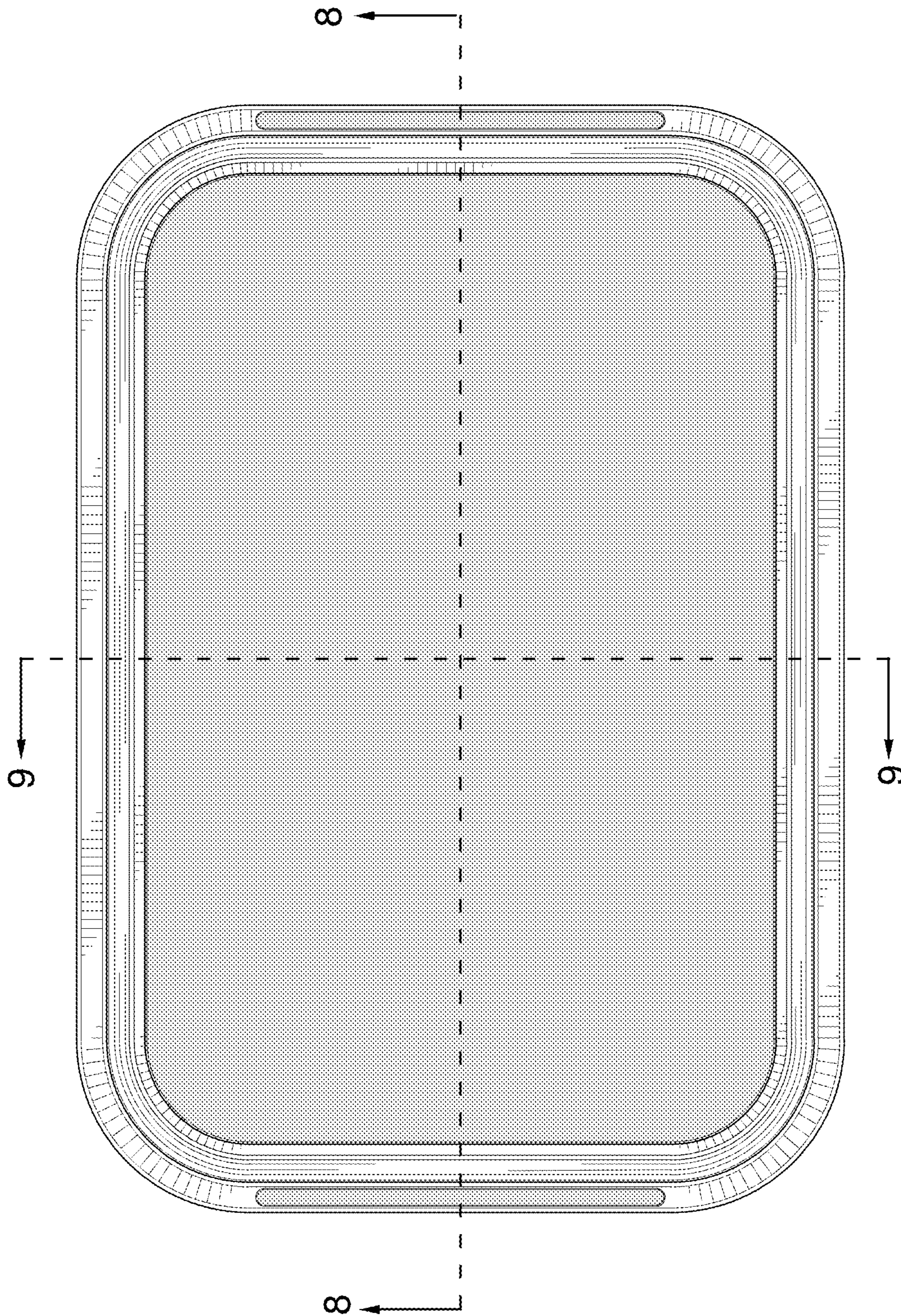


FIG.4




FIG.5

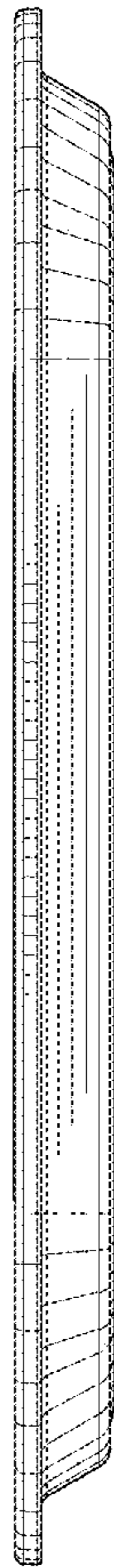


FIG. 6

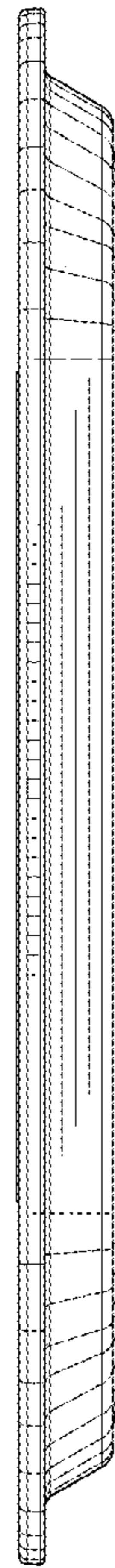


FIG. 7

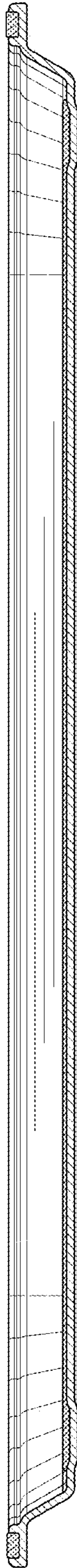


FIG. 8

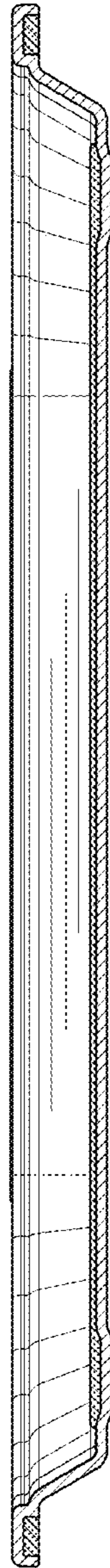


FIG. 9