

US00D871154S

(12) **United States Design Patent** (10) **Patent No.:** **US D871,154 S**
Knobel et al. (45) **Date of Patent:** **** Dec. 31, 2019**

(54) **TRAY FRAME**
(71) Applicant: **CR PACKAGING LLC**, Boston, MA (US)
(72) Inventors: **Simon Knobel**, Vail, CO (US); **Ari Markowitz**, Allston, MA (US); **Alexander Gonzalez**, Boston, MA (US)
(73) Assignee: **CR Packaging LLC**, Allston, MA (US)
(**) Term: **15 Years**
(21) Appl. No.: **29/645,796**
(22) Filed: **Apr. 30, 2018**
(51) **LOC (12) Cl.** **07-01**
(52) **U.S. Cl.**
USPC **D7/554.3**
(58) **Field of Classification Search**
USPC D7/500, 584, 554.2, 505, 543, 544, D7/553.4, 553.5, 553.8, 501, 586, 359, D7/388, 409, 552.2, 553.6, 554.3; 220/574, 738; 206/216, 23.83; D9/744
CPC A47G 19/025; A47G 19/02; B65D 1/34
See application file for complete search history.

D489,575 S * 5/2004 De Neubourg D7/554.3
D575,989 S * 9/2008 McFarland D7/554.3
7,506,763 B2 * 3/2009 Hatcher A47G 23/06
206/564
D590,655 S * 4/2009 Freeman D7/354
8,006,843 B1 * 8/2011 McFarland B65D 1/34
206/503
D712,204 S * 9/2014 Hatcher D7/553.5
8,967,421 B2 * 3/2015 Starkey-Johnson B44D 3/00
206/564
D743,211 S * 11/2015 Choi D7/554.3
D767,941 S * 10/2016 Laurain D6/616
D801,110 S * 10/2017 Sarnoff D7/391
9,878,529 B2 * 1/2018 Arce B65D 21/0227
D820,629 S * 6/2018 Lum D7/354
2017/0265688 A1 * 9/2017 Singh A47J 47/005
2018/0084951 A1 * 3/2018 Eckholm A47J 47/005
2018/0110377 A1 * 4/2018 Assassa A47J 47/005
2018/0168374 A1 * 6/2018 Porco A47G 19/06

* cited by examiner

Primary Examiner — Cynthia R Underwood
(74) *Attorney, Agent, or Firm* — Mintz Levin Cohn Ferris Glovsky and Popeo, P.C.; Peter F. Corless; Carolina E. Säve

(57) **CLAIM**

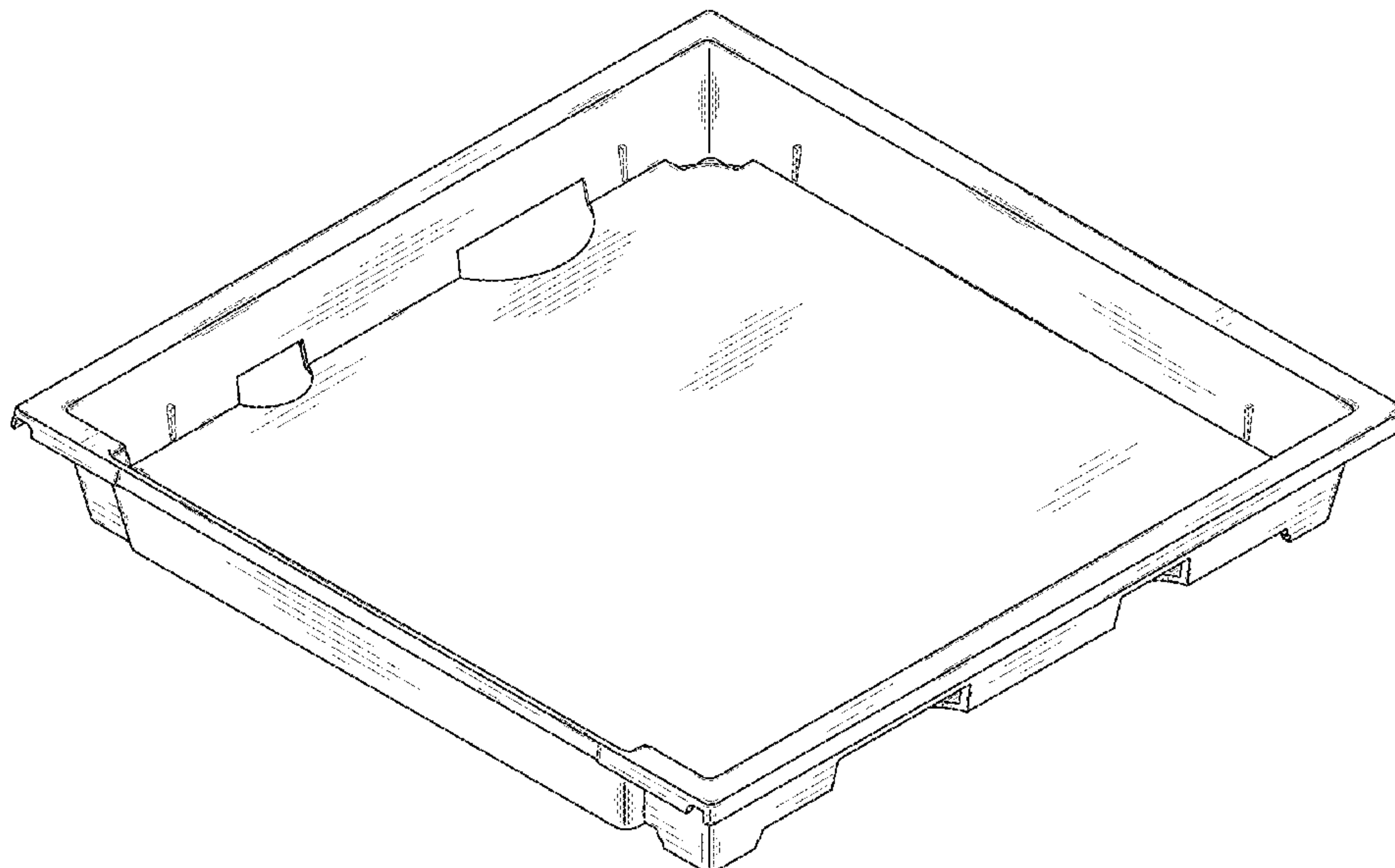
The ornamental design for a tray frame, as shown and described.

DESCRIPTION

FIG. 1 is a perspective view of a tray frame.
FIG. 2 is a first side view of the tray frame.
FIG. 3 is a bottom view of the tray frame.
FIG. 4 is a second side view of the tray frame.
FIG. 5 is a third side view of the tray frame.
FIG. 6 is a fourth side view of the tray frame; and,
FIG. 7 is a top view of the tray frame.
The broken lines and shading in the figures are for illustrative purposes only and form no part of the claimed design.

1 Claim, 3 Drawing Sheets

(56) **References Cited**
U.S. PATENT DOCUMENTS
2,878,932 A * 3/1959 Martire, Jr. A47G 23/06
206/564
4,083,453 A * 4/1978 Berger A47G 23/06
206/564
5,018,623 A * 5/1991 Hrenyo B65D 1/34
206/497
D327,200 S * 6/1992 Szablak D7/550.1
D351,693 S * 10/1994 Sutton D30/161
D351,694 S * 10/1994 Evans D30/161
D383,338 S * 9/1997 Gibbs D19/59
D396,752 S * 8/1998 Hines D3/304
D472,103 S * 3/2003 Massaloux D7/554.3



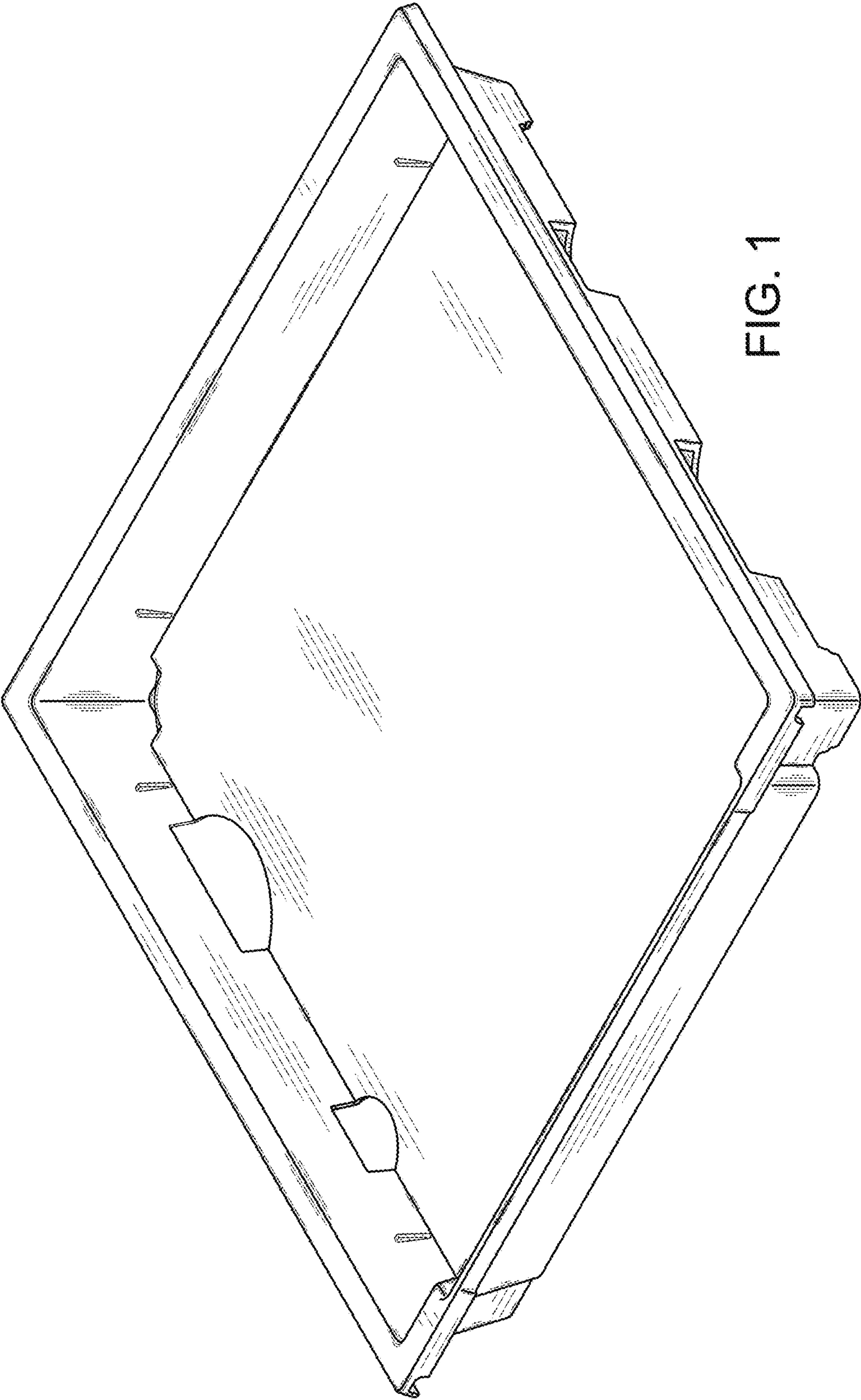


FIG. 1

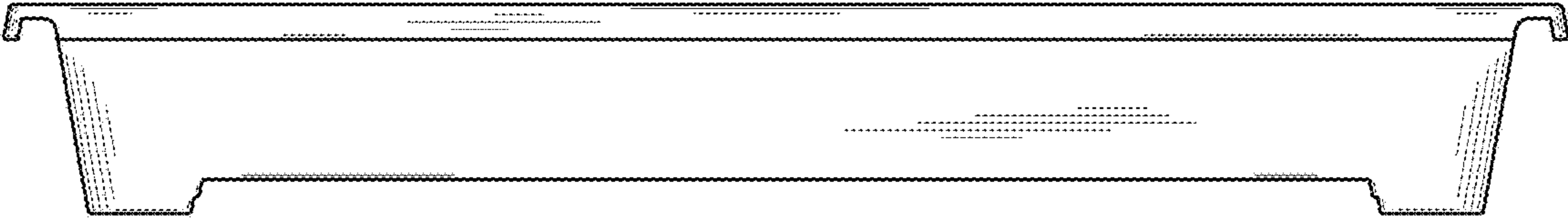


FIG. 2

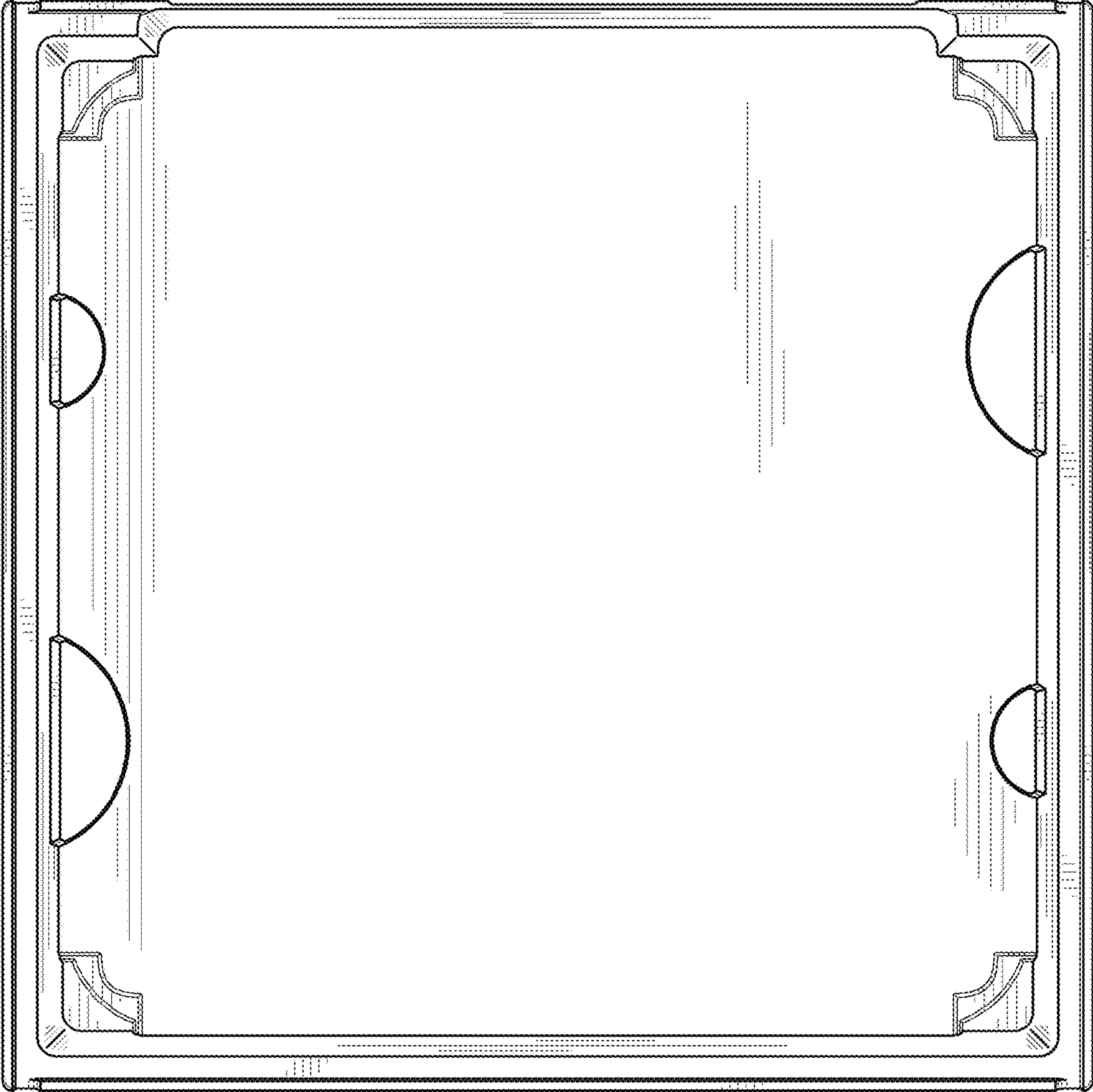


FIG. 3




FIG. 4




FIG. 5




FIG. 6




FIG. 7