



US00D871143S

(12) **United States Design Patent** (10) **Patent No.:** **US D871,143 S**  
**Hannigan** (45) **Date of Patent:** **\*\* Dec. 31, 2019**

- (54) **TUMBLER**
- (71) Applicant: **Michael J. Hannigan**, Osage Beach, MO (US)
- (72) Inventor: **Michael J. Hannigan**, Osage Beach, MO (US)
- (73) Assignee: **Blackbird Products Group, LLC**, West Chester Township, OH (US)
- (\*\*) Term: **15 Years**
- (21) Appl. No.: **29/596,667**
- (22) Filed: **Mar. 9, 2017**
- (51) **LOC (12) Cl.** ..... **07-01**
- (52) **U.S. Cl.**  
USPC ..... **D7/509**
- (58) **Field of Classification Search**  
USPC ..... D7/507, 509, 510, 511, 523, 533, 534, D7/300, 300.1, 319; D34/1, 7; D9/772, D9/777, 778, 779, 516, 549; D11/143, D11/144, 152, 153, 154  
CPC ..... A47G 19/22; A47G 19/2205; A47G 19/2222; A45F 3/16; A45F 3/20; B67D 7/06; B67D 1/0004; B65D 25/14  
See application file for complete search history.

D774,829 S \* 12/2016 Passot ..... D7/509  
 D793,809 S \* 8/2017 Bodum ..... D7/509  
 D805,352 S \* 12/2017 Thuma ..... D7/523

**OTHER PUBLICATIONS**

Fireki Tumbler | posted at Amazon.com, posted on Dec. 26, 2015, © 1996-2018 Amazon.com, [online], [site visited Nov. 6, 2018]. Available from Internet, <URL: https://www.amazon.com/dp/B079NB1VPC/ref=psdc\_13218451\_t1\_B01N9GDIMT> (Year: 2015).  
 Wellness Tumbler | posted at Amazon.com, posted on Dec. 26, 2015, © 1996-2018 Amazon.com, [online], [site visited Feb. 19, 2017]. Available from Internet, <URL: https://www.amazon.com/Wellness-Double-Insulated-Stainless-Tumbler/dp/B06X6LVYPR/> (Year: 2017).\*

\* cited by examiner

*Primary Examiner* — Derrick E Holland  
*Assistant Examiner* — Andrew Kerr  
 (74) *Attorney, Agent, or Firm* — Invention Protection Associates, LLC

(57) **CLAIM**

I claim an ornamental design for a tumbler, as shown and described.

**DESCRIPTION**

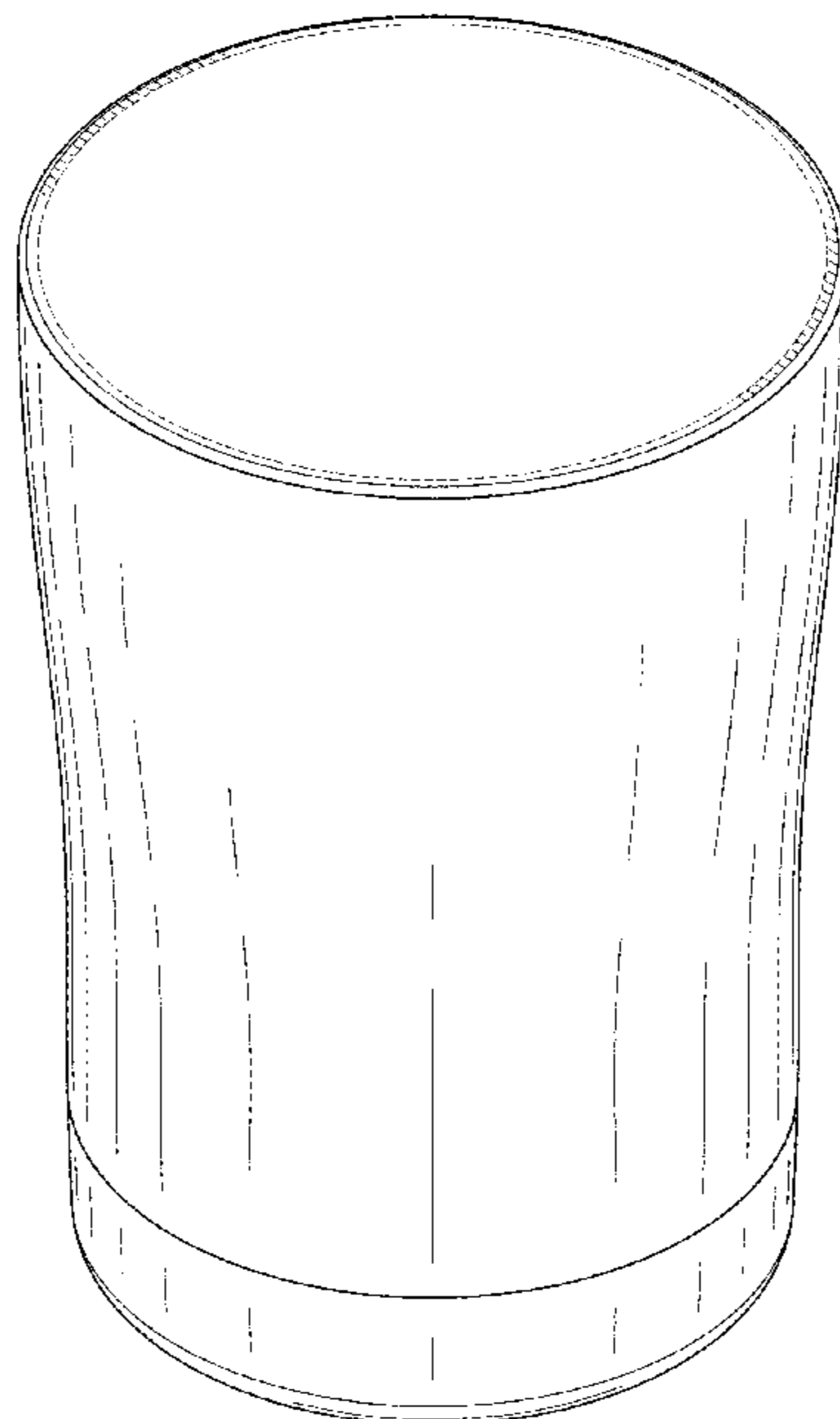
FIG. 1 is a top perspective view of a tumbler showing my new design;  
 FIG. 2 is a bottom perspective view thereof;  
 FIG. 3 is a left side elevational view thereof;  
 FIG. 4 is a right side elevational view thereof;  
 FIG. 5 is a top plan view thereof; and,  
 FIG. 6 is a bottom plan view thereof.  
 The broken line portion of the tumbler is for the purpose of illustrating environmental structure only and forms no part of the claimed design.

**1 Claim, 5 Drawing Sheets**

(56) **References Cited**

**U.S. PATENT DOCUMENTS**

- D369,518 S \* 5/1996 Wilson ..... D7/523
- D424,877 S \* 5/2000 Cayouette ..... D7/509
- D483,995 S \* 12/2003 Otake ..... D7/523
- D490,582 S \* 5/2004 Dretzka ..... D34/1
- D550,509 S \* 9/2007 Dretzka ..... D7/509
- D622,554 S \* 8/2010 Carreno ..... D7/629
- D768,494 S \* 10/2016 Li ..... D9/504
- D770,231 S \* 11/2016 Hume ..... D7/523






FIG. 1

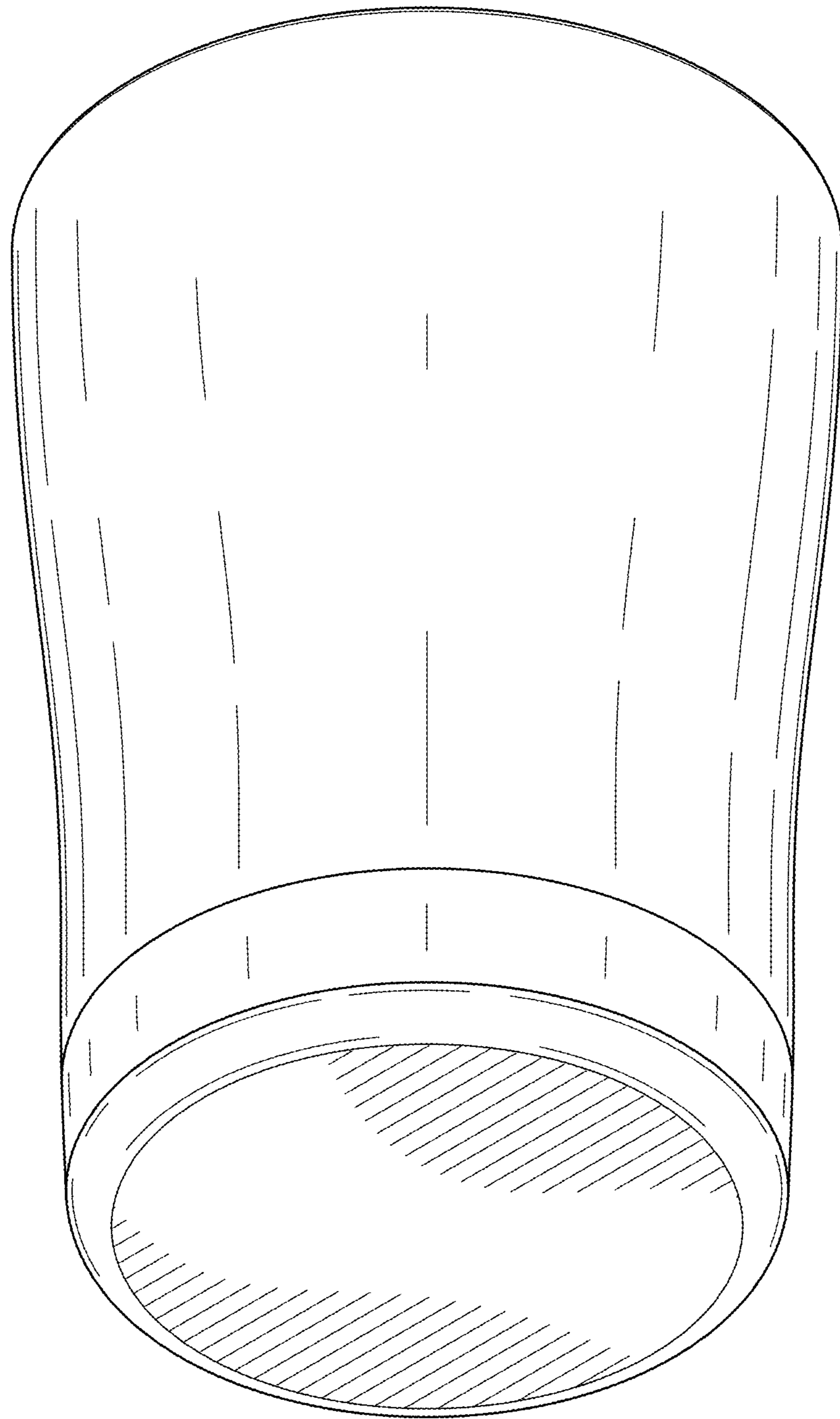


FIG. 2




FIG. 3




FIG. 4




FIG. 5

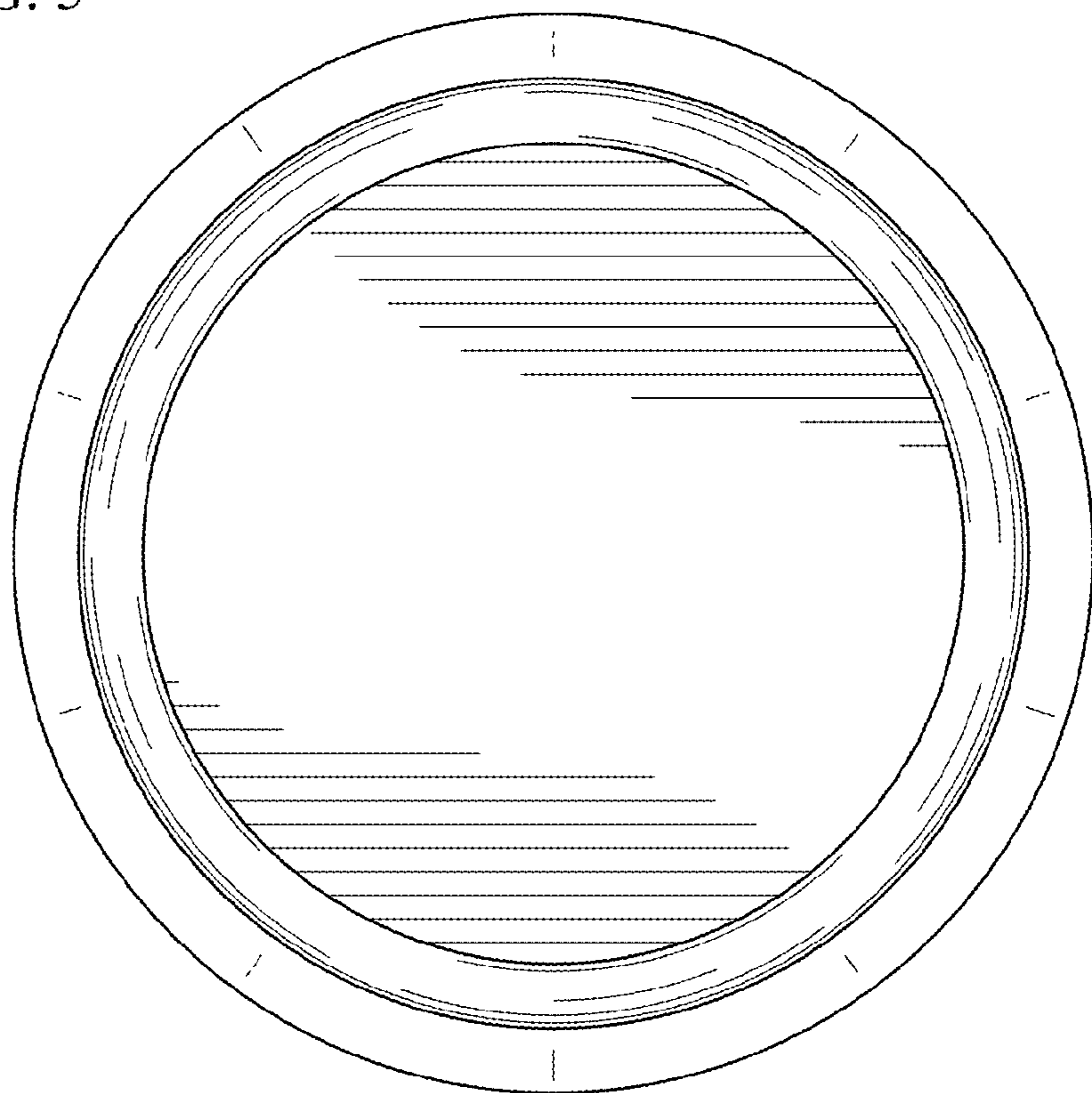


FIG. 6