



US00D871142S

(12) **United States Design Patent** (10) **Patent No.:** **US D871,142 S**  
**McLean et al.** (45) **Date of Patent:** **\*\* Dec. 31, 2019**

(54) **SET OF DRINKING VESSELS**

(71) Applicant: **ESPRO, Inc.**, Vancouver (CA)

(72) Inventors: **Christopher R. McLean**, Vancouver (CA); **Bruce A. Constantine**, North Attleboro, MA (US)

(73) Assignee: **ESPRO, Inc.**, Vancouver, British Columbia (CA)

(\*\*) Term: **15 Years**

(21) Appl. No.: **29/648,776**

(22) Filed: **May 23, 2018**

(51) **LOC (12) Cl.** ..... **07-01**

(52) **U.S. Cl.**

USPC ..... **D7/505**; D7/533; D7/536

(58) **Field of Classification Search**

USPC ..... D7/507, 509, 510, 511, 392.1, 396.2, D7/400, 398, 213, 393, 394, 397, 514, (Continued)

(56) **References Cited**

U.S. PATENT DOCUMENTS

D309,545 S \* 7/1990 Ancona ..... D7/300  
D552,931 S \* 10/2007 Bodum ..... D7/536  
(Continued)

*Primary Examiner* — Jae Liang

(74) *Attorney, Agent, or Firm* — Crawford Maunu PLLC

(57) **CLAIM**

The ornamental design for a set of drinking vessels, as shown and described.

**DESCRIPTION**

FIG. 1 is a front view of a set of drinking vessels showing our new design;

FIG. 2 is a left side view thereof;

FIG. 3 is a right side view thereof;

FIG. 4 is a rear view thereof;

FIG. 5 is a top view thereof;

FIG. 6 is a bottom view thereof;

FIG. 7 is a top, left perspective view thereof;

FIG. 8 is top, right perspective view thereof;

FIG. 9 is top, left exploded perspective view thereof;

FIG. 10 is top, right exploded perspective view thereof;

FIG. 11 is bottom, left exploded perspective view thereof;

FIG. 12 is bottom, right exploded perspective view thereof;

FIG. 13 is a front view of the first drinking vessel with the base and the rest of the drinking vessels removed for clarity of disclosure;

FIG. 14 is a left side view thereof;

FIG. 15 is a right side view thereof;

FIG. 16 is a rear view thereof;

FIG. 17 is a top view thereof;

FIG. 18 is a bottom view thereof;

FIG. 19 is a top, left, front perspective view thereof;

FIG. 20 is a top, right, rear perspective view thereof;

FIG. 21 is a bottom, right, front perspective view thereof;

FIG. 22 is a bottom, left, front perspective view thereof;

FIG. 23 is a front view of the second drinking vessel with the base and the rest of the drinking vessels removed for clarity of disclosure;

FIG. 24 is a left side view thereof;

FIG. 25 is a right side view thereof;

FIG. 26 is a rear view thereof;

FIG. 27 is a top view thereof;

FIG. 28 is a bottom view thereof;

FIG. 29 is a top, left, front perspective view thereof;

FIG. 30 is a top, right, rear perspective view thereof;

FIG. 31 is a bottom, left, front perspective view thereof;

FIG. 32 is a bottom, right, rear perspective view thereof;

FIG. 33 is a front view of the third drinking vessel with the base and the rest of the drinking vessels removed for clarity of disclosure;

FIG. 34 is a left side view thereof;

FIG. 35 is a right side view thereof;

FIG. 36 is a rear view thereof;

FIG. 37 is a top view thereof;

FIG. 38 is a bottom view thereof;

(Continued)




FIG. 39 is a top, left, front perspective view thereof;  
FIG. 40 is a top, right, rear perspective view thereof;  
FIG. 41 is a bottom, left, front perspective view thereof;  
FIG. 42 is a bottom, right, rear perspective view thereof;  
FIG. 43 is a front view of the fourth drinking vessel with the base and the rest of the drinking vessels removed for clarity of disclosure;  
FIG. 44 is a left side view thereof;  
FIG. 45 is a right side view thereof;  
FIG. 46 is a rear view thereof;  
FIG. 47 is a top view thereof;  
FIG. 48 is a bottom view thereof;  
FIG. 49 is a top, left, front perspective view thereof;  
FIG. 50 is a top, right, rear perspective view thereof;  
FIG. 51 is a bottom, left, front perspective view thereof;  
FIG. 52 is a bottom, right, rear perspective view thereof;  
FIG. 53 is a front view of the base portion with the drinking vessels removed for clarity of disclosure;  
FIG. 54 is a left side view thereof;  
FIG. 55 is a right side view thereof;  
FIG. 56 is a rear view thereof;  
FIG. 57 is a top view thereof;  
FIG. 58 is a bottom view thereof;  
FIG. 59 is a top, left, front perspective view thereof;  
FIG. 60 is a top, right, rear perspective view thereof;  
FIG. 61 is a bottom, left, front perspective view thereof; and,  
FIG. 62 is a bottom, right, rear perspective view thereof.

**1 Claim, 35 Drawing Sheets**

(58) **Field of Classification Search**

USPC .. D7/515, 389, 581, 401.1, 602, 600.1, 387, D7/524, 528, 601, 632, 505, 607, 550.1, D7/551.2, 567, 506, 534, 536, 533; 220/200, 703; D9/434, 435, 436, 447, D9/448, 635, 440, 439, 450, 446, 443; D24/197; D21/385, 386, 390; D99/34, D99/35; D11/1, 2, 3, 4, 6, 16, 17  
CPC .... B65D 41/56; B65D 41/04; B65D 41/0414; A47J 43/27; A45F 3/16; A61J 11/02; A61J 9/02; A61J 11/045

See application file for complete search history.

(56) **References Cited**

U.S. PATENT DOCUMENTS

D560,972	S	*	2/2008	Sung	.....	D7/509
D568,672	S	*	5/2008	Craig	.....	D7/346
D582,725	S	*	12/2008	Burns	.....	D7/533
D583,625	S	*	12/2008	Martinez	.....	D7/505
D646,122	S	*	10/2011	Burns	.....	D7/505
D658,943	S	*	5/2012	Galinski	.....	D7/505
D737,099	S	*	8/2015	Marshall	.....	D7/500

\* cited by examiner




FIG. 1



FIG. 2



FIG. 3




FIG. 4




FIG. 5




FIG. 6



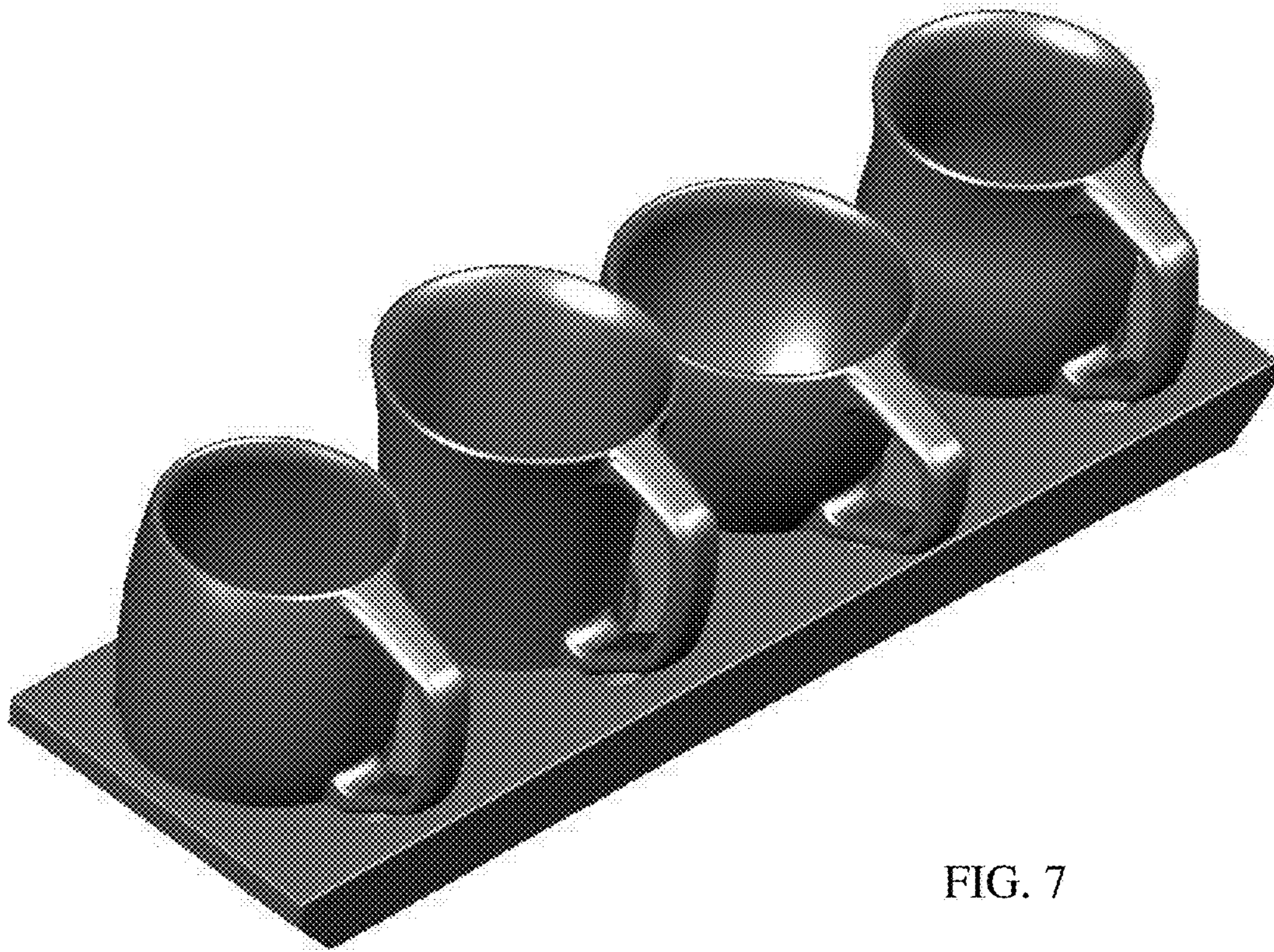


FIG. 7


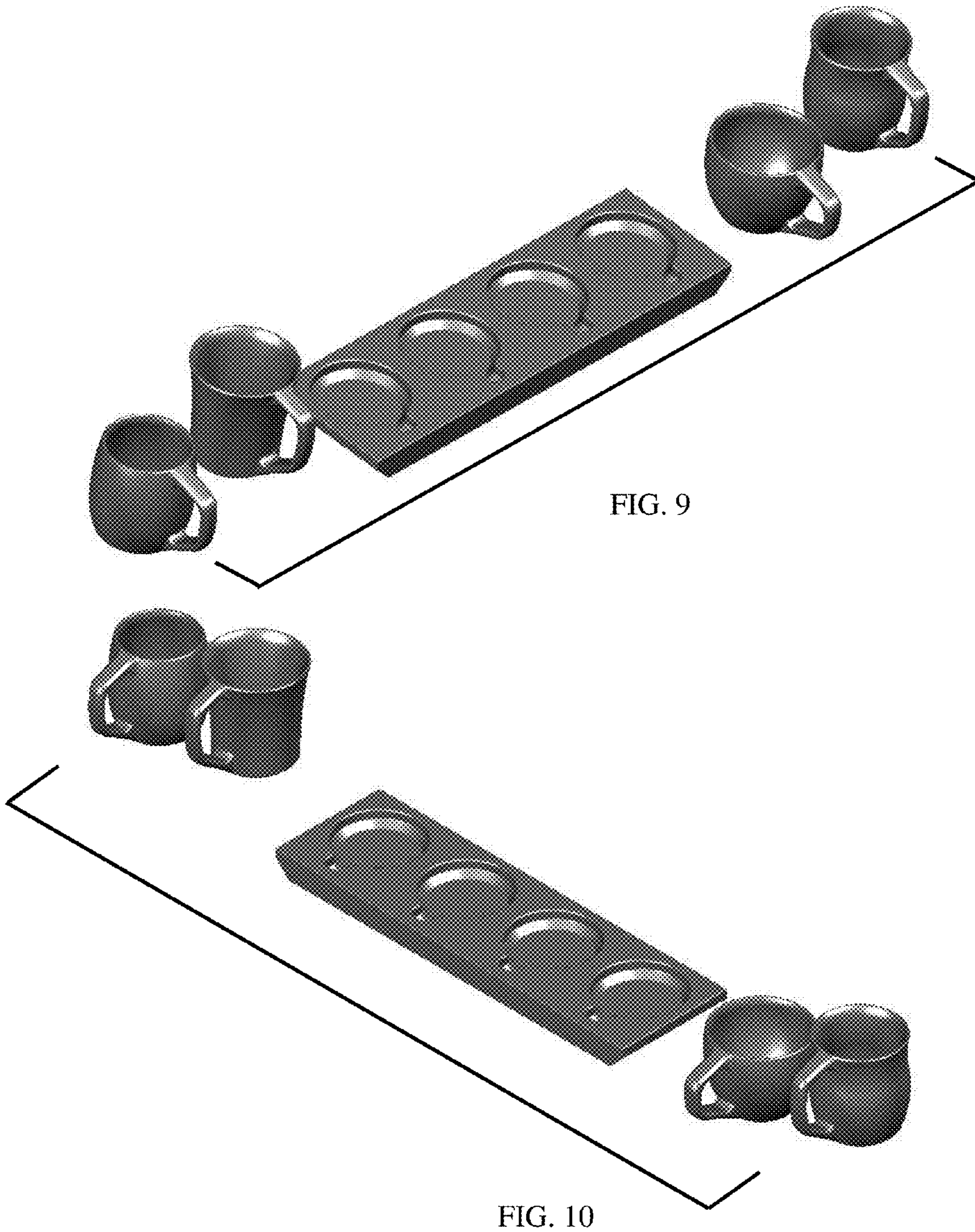


FIG. 8



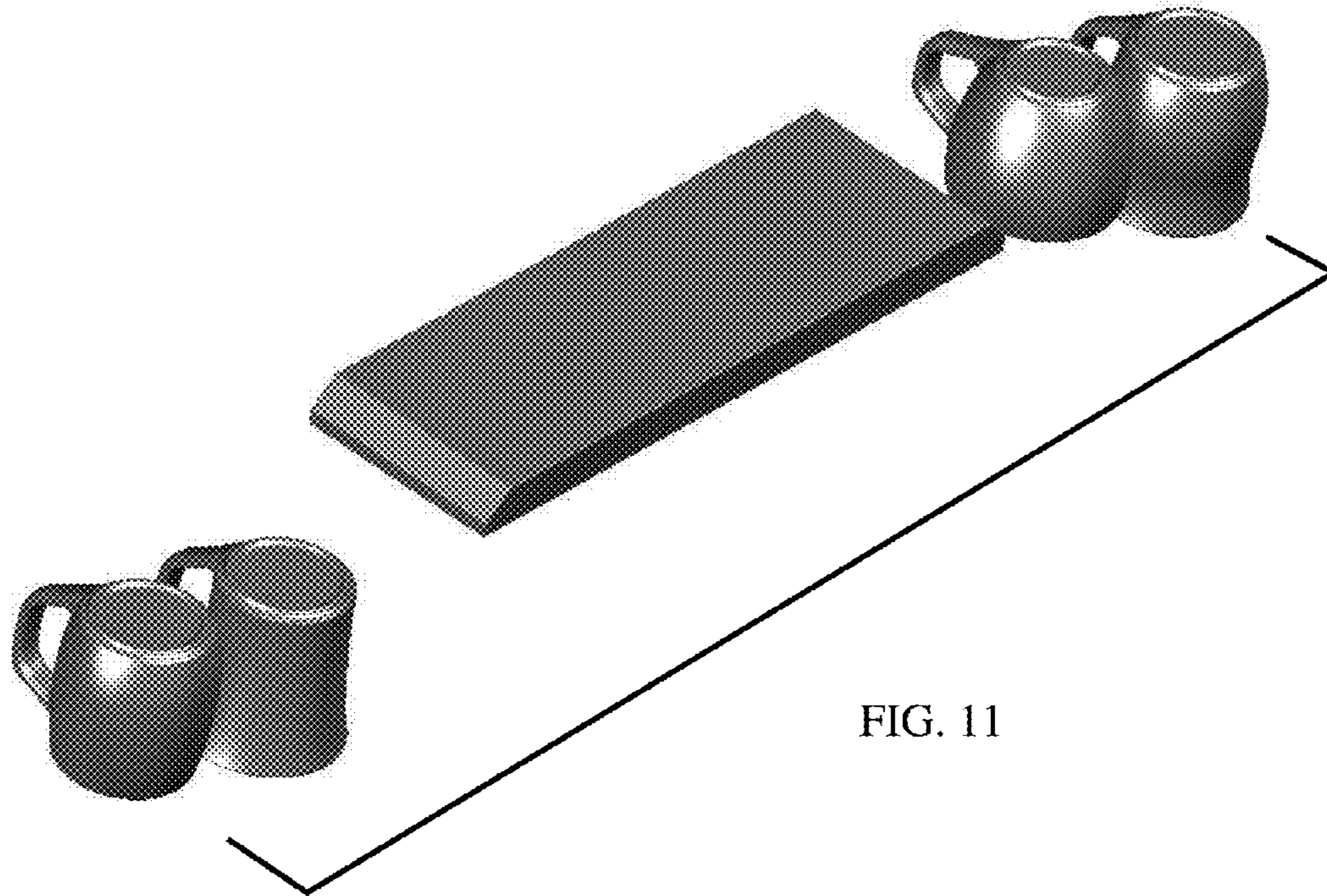


FIG. 11

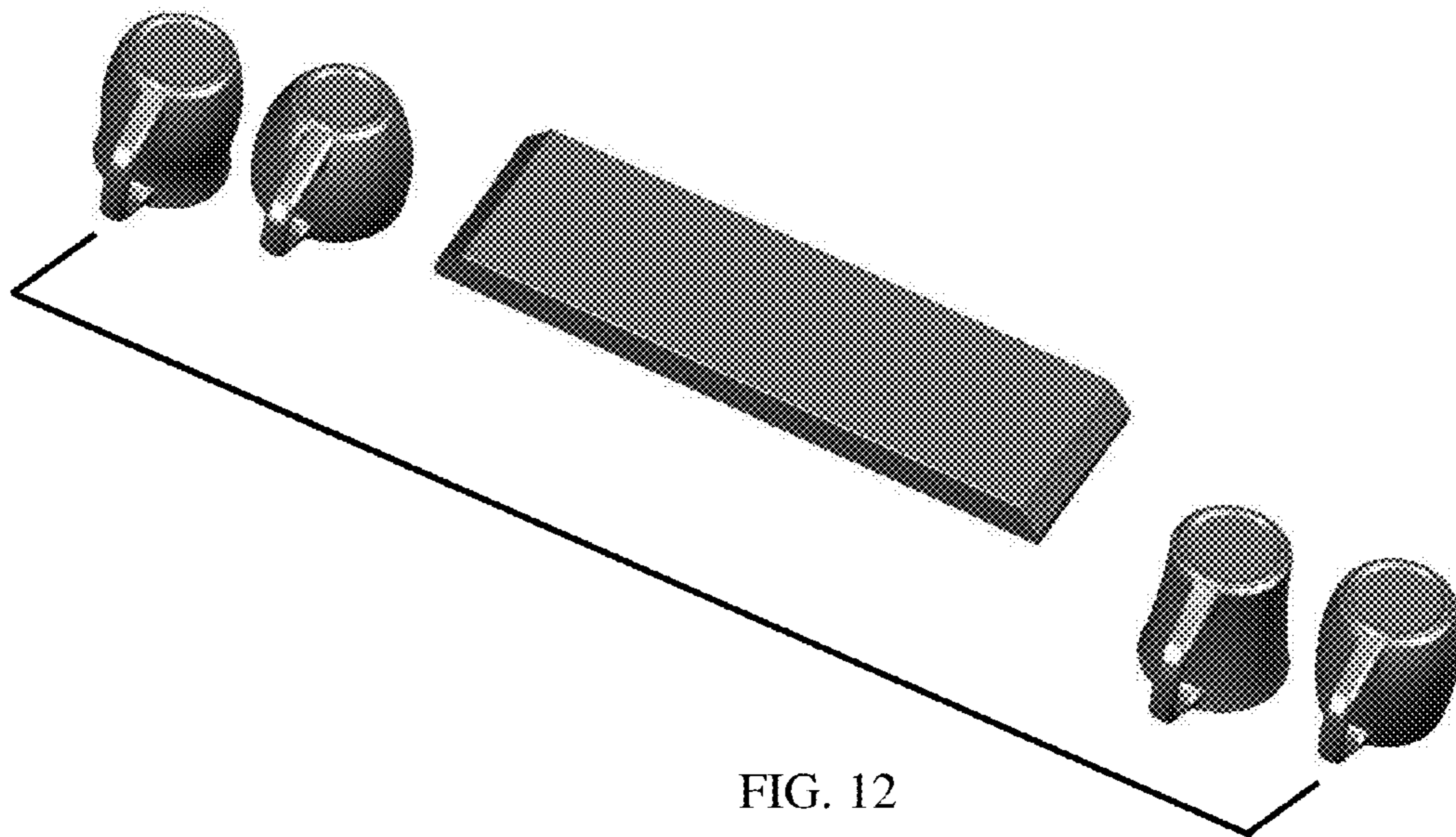


FIG. 12




FIG. 13

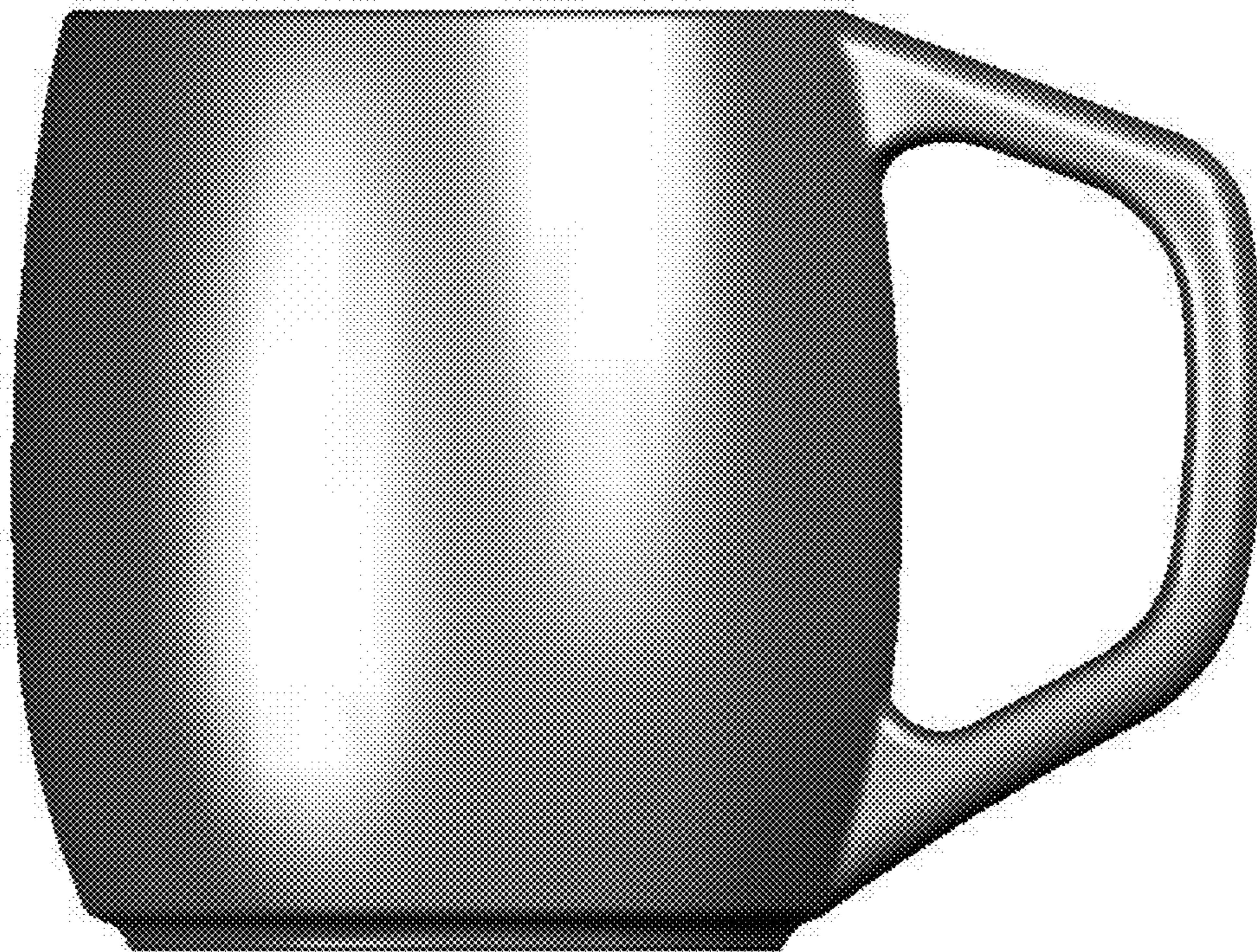


FIG. 14




FIG. 15




FIG. 16




FIG. 17




FIG. 18



FIG. 19



FIG. 20




FIG. 21




FIG. 22






FIG. 23



FIG. 24



FIG. 25




FIG. 26




FIG. 27




FIG. 28



FIG. 29



FIG. 30




FIG. 31

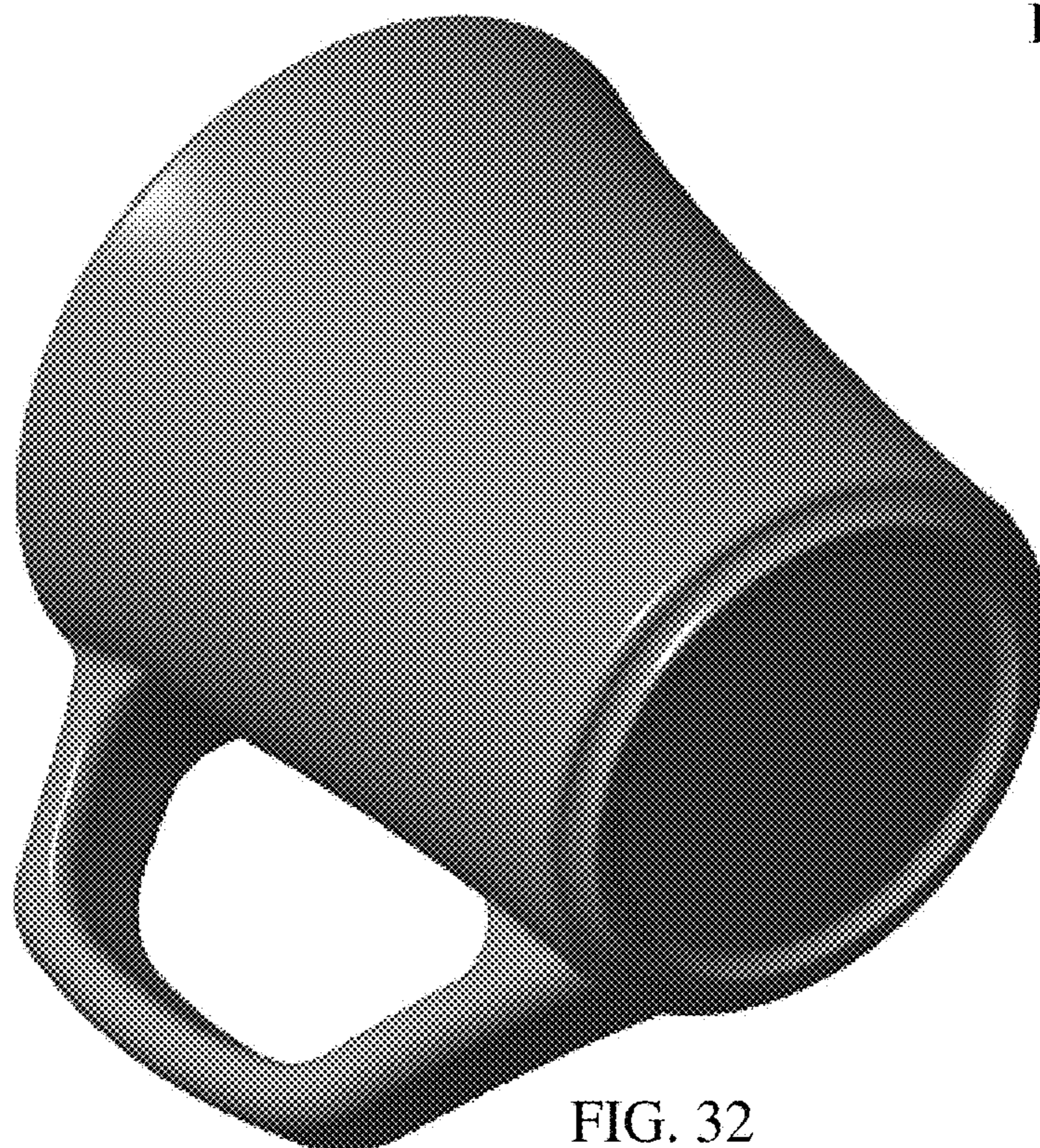


FIG. 32




FIG. 33




FIG. 34

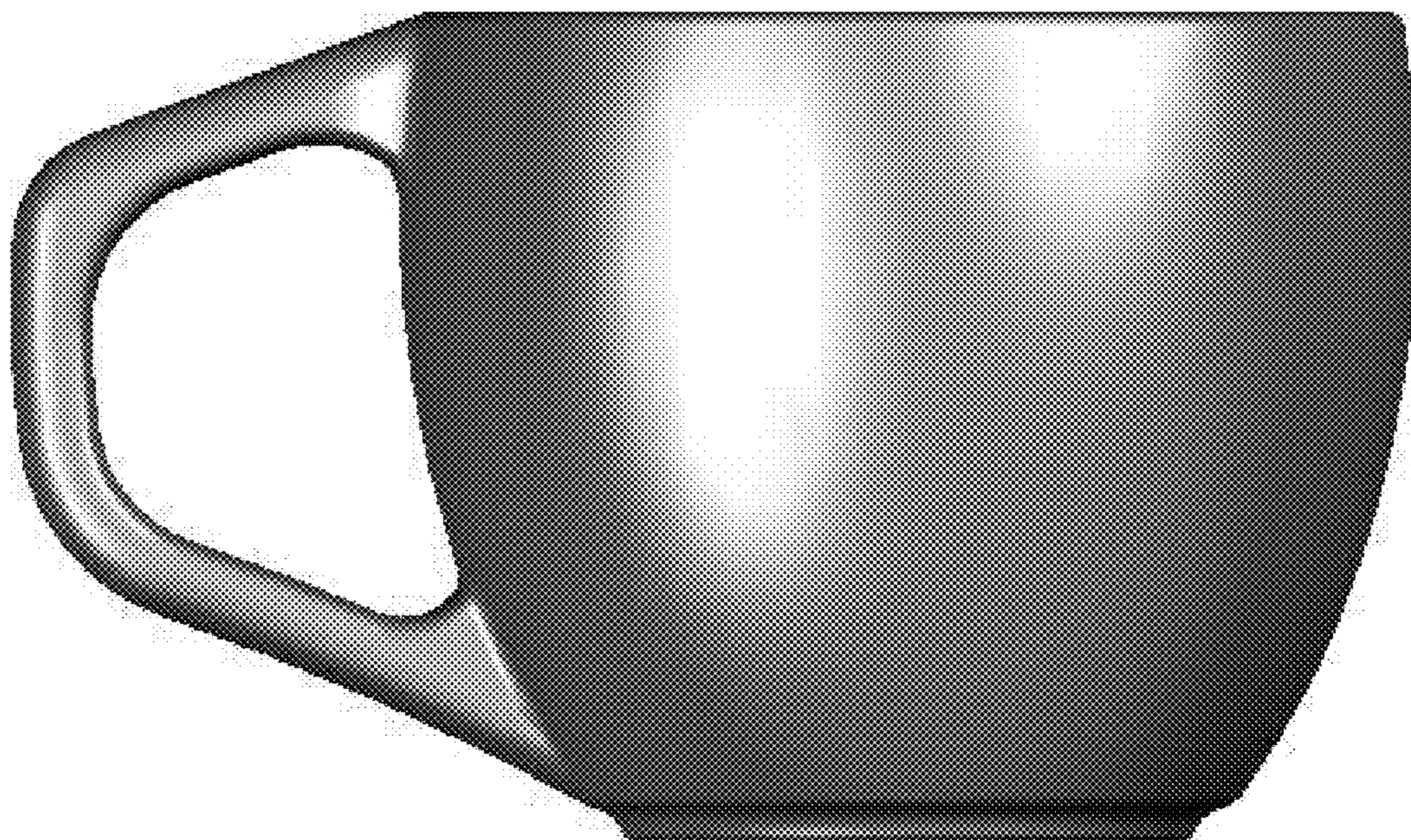


FIG. 35




FIG. 36




FIG. 37




FIG. 38





FIG. 39



FIG. 40



FIG. 41




FIG. 42




FIG. 43




FIG. 44




FIG. 45




FIG. 46




FIG. 47




FIG. 48



FIG. 49



FIG. 50



FIG. 51



FIG. 52




FIG. 53




FIG. 54




FIG. 55




FIG. 56






FIG. 57




FIG. 58




FIG. 59




FIG. 60




FIG. 61




FIG. 62