



US00D871139S

(12) **United States Design Patent** (10) **Patent No.:** **US D871,139 S**  
**Peterson** (45) **Date of Patent:** **\*\* Dec. 31, 2019**

(54) **COOKING GRILL**

(56) **References Cited**

(71) Applicant: **Kelly Peterson**, South Pittsburg, TN (US)

U.S. PATENT DOCUMENTS

(72) Inventor: **Kelly Peterson**, South Pittsburg, TN (US)

D284,543 S *	7/1986	Huls .....	D7/388
D296,409 S *	6/1988	Pomroy .....	D7/359
D308,799 S *	6/1990	Yamada .....	D7/359
D373,285 S *	9/1996	Coroama .....	D7/359
6,782,801 B1 *	8/2004	Correa .....	A47J 37/067
			99/340

(73) Assignee: **Lodge Manufacturing Company**, South Pittsburgh, TN (US)

D663,162 S *	7/2012	Lewis .....	D7/408
D681,394 S *	5/2013	Parel .....	D7/409
D731,231 S *	6/2015	Steininger .....	D7/354
D764,858 S *	8/2016	Whitehead .....	D7/354
D768,843 S *	10/2016	Honeyball .....	D23/386
D824,205 S *	7/2018	Mirchandani .....	D7/359
D860,727 S *	9/2019	Eom .....	D7/409
2011/0041708 A1 *	2/2011	Groll .....	A47J 27/002
			99/422

(\*\*) Term: **15 Years**

(21) Appl. No.: **29/660,662**

(22) Filed: **Aug. 22, 2018**

(51) **LOC (12) Cl.** ..... **07-02**

\* cited by examiner

(52) **U.S. Cl.**  
USPC ..... **D7/409**

*Primary Examiner* — Ricky Pham

(58) **Field of Classification Search**  
USPC ..... D7/323, 332, 335-337, 354-355,  
D7/359-364, 387-388, 402, 407-409;  
D23/386

(74) *Attorney, Agent, or Firm* — Stephen J. Stark; Miller & Martin PLLC

CPC .... A21B 2/00; A21B 3/00; A21B 3/13; A21B 3/15; A21B 5/00; A21B 5/02; A23N 12/06; A23N 12/08; A23N 12/10; A47J 27/002; A47J 37/00; A47J 37/04; A47J 37/041; A47J 37/042; A47J 37/06; A47J 37/067; A47J 37/0688; A47J 37/0694; A47J 37/07; A47J 37/0704; A47J 37/10; A47J 47/20; A47J 2037/00; A47J 2037/06; A47J 2037/0611; A47J 2037/07; A47J 2037/0786; A47J 2037/0795; F24C 15/10; F24C 15/12; F24C 15/14; F24C 15/16; F24C 15/164; F24C 15/18

(57) **CLAIM**

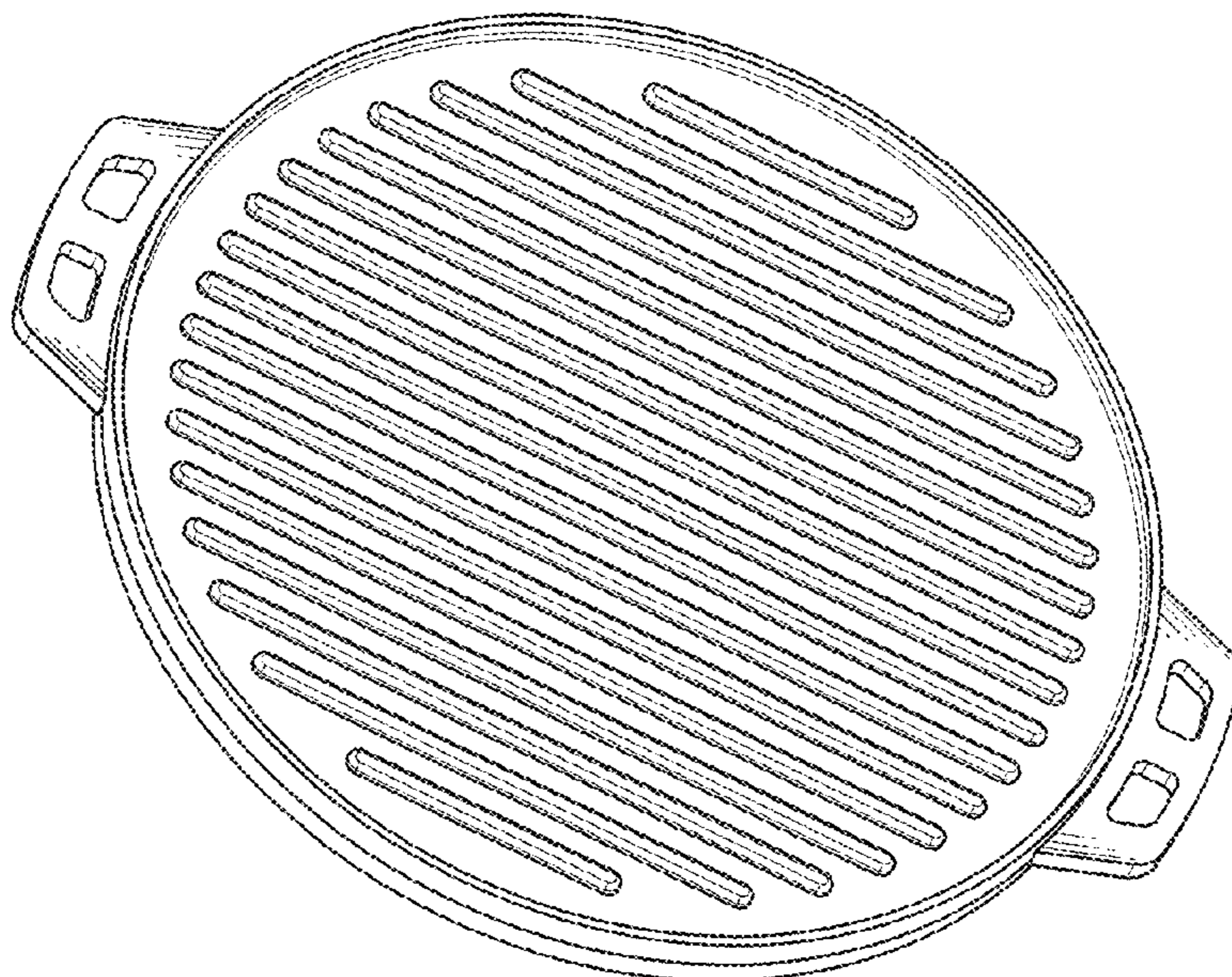
The ornamental design for a cooking grill, as is shown and described herein.

**DESCRIPTION**

FIG. 1 is a perspective view of a cooking grill showing my new design;  
FIG. 2 is a top plan view thereof;  
FIG. 3 is a right side elevational view thereof, the left side view being a mirror image;  
FIG. 4 is a front elevational view thereof, the rear view being a mirror image; and,  
FIG. 5 is a bottom plan view thereof.

See application file for complete search history.

**1 Claim, 5 Drawing Sheets**



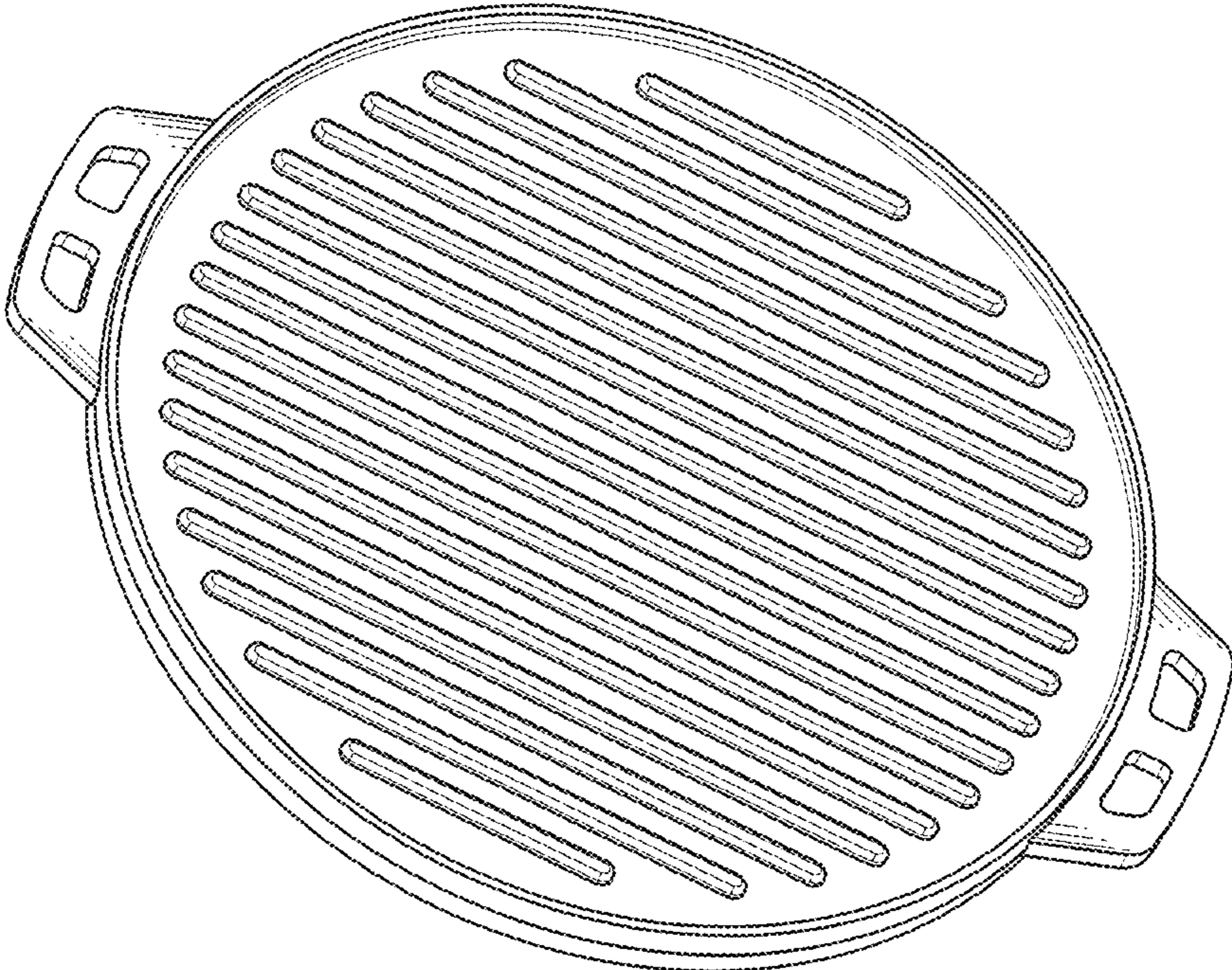


FIG. 1






FIG. 2




FIG. 3




FIG. 4

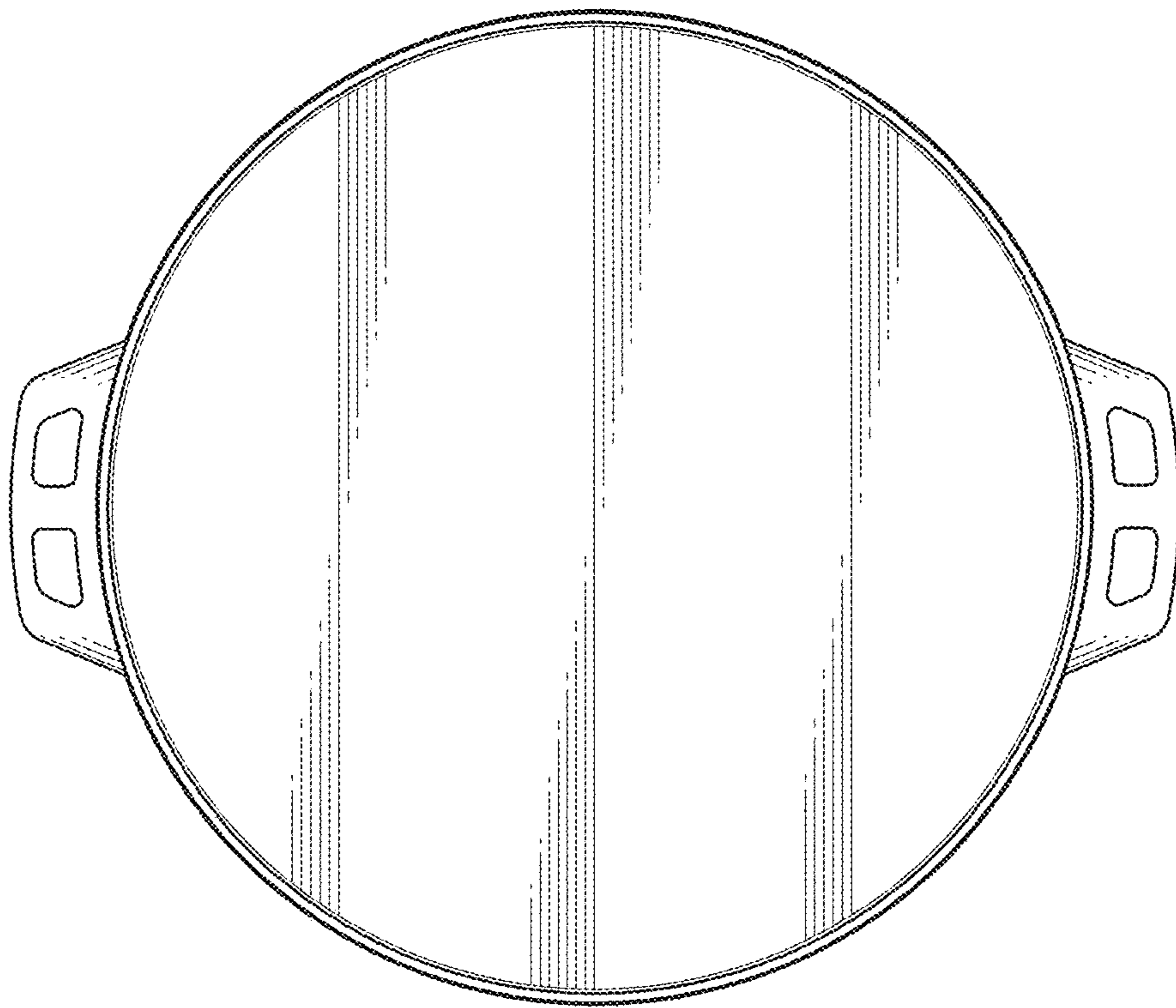


FIG. 5