

US00D871131S

(12) **United States Design Patent**
Lam et al.

(10) **Patent No.:** **US D871,131 S**
(45) **Date of Patent:** **** Dec. 31, 2019**

(54) **SILICONE COOKWARE LID WITH A HOLE**

(71) Applicants: **Stuysonnie Yat-See Lam**, Brea, CA
(US); **Alan Fang**, Brea, CA (US)

(72) Inventors: **Stuysonnie Yat-See Lam**, Brea, CA
(US); **Alan Fang**, Brea, CA (US)

(**) Term: **15 Years**

(21) Appl. No.: **29/639,093**

(22) Filed: **Mar. 4, 2018**

(51) **LOC (12) Cl.** **07-02**

(52) **U.S. Cl.**
USPC **D7/391; D7/354**

(58) **Field of Classification Search**
USPC D7/323, 354-363, 391, 393-396, 409;
D9/447
CPC A47G 19/12; A47J 27/00; A47J 27/002;
A47J 27/08; A47J 27/21; A47J 27/58;
A47J 36/025; A47J 36/06; A47J 36/08;
A47J 36/12; A47J 37/00; A47J 37/10;
A47J 37/101; A47J 37/103; A47J 37/12;
A47J 37/1204; A47J 45/061; A47J
45/071; A47J 45/08; H05B 6/12
See application file for complete search history.

(56) **References Cited**

U.S. PATENT DOCUMENTS

D493,061 S * 7/2004 Rae D7/394
D506,350 S * 6/2005 Cheng A47J 36/08
D7/360

D507,931 S * 8/2005 Rae D7/393
D569,681 S * 5/2008 Rae D7/391
D587,519 S * 3/2009 Cheng D7/360
D588,403 S * 3/2009 Tetreault D7/394
D589,295 S * 3/2009 Rohrer D7/360
D630,042 S * 1/2011 Rae D7/391
D639,109 S * 6/2011 Molayem D7/354
D709,321 S * 7/2014 Rae D7/394
D762,410 S * 8/2016 McConnell D7/354
D802,419 S * 11/2017 Seiders D9/447
2004/0216620 A1* 11/2004 Quiggins A47J 36/08
99/413

* cited by examiner

Primary Examiner — Ricky Pham

(57) **CLAIM**

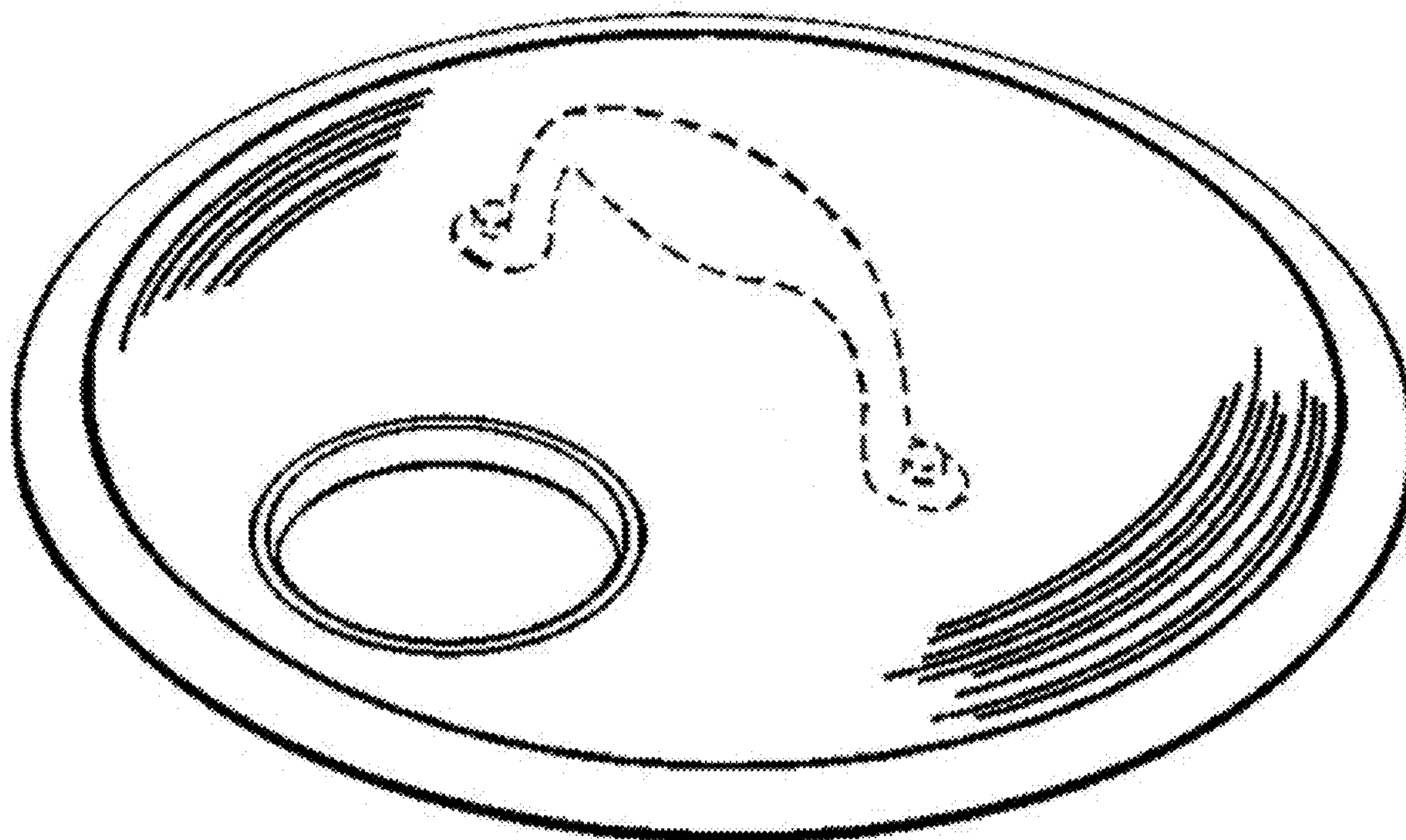
The ornamental design for a silicone cookware lid with a hole, as shown.

DESCRIPTION

FIG. 1 is a perspective view as seen from the top of the silicone cookware lid with a hole showing our new design; FIG. 2. is a top view thereof; FIG. 3. is a right side view thereof; FIG. 4. is a left side view thereof; FIG. 5. is a front view thereof; FIG. 6. is a bottom view thereof; and, FIG. 7. is a perspective view as seen from the bottom thereof.

The broken lines showing part of the lid and a handle in FIGS. 1-7 are for illustrative purposes only and form no part of the claimed design.

1 Claim, 7 Drawing Sheets



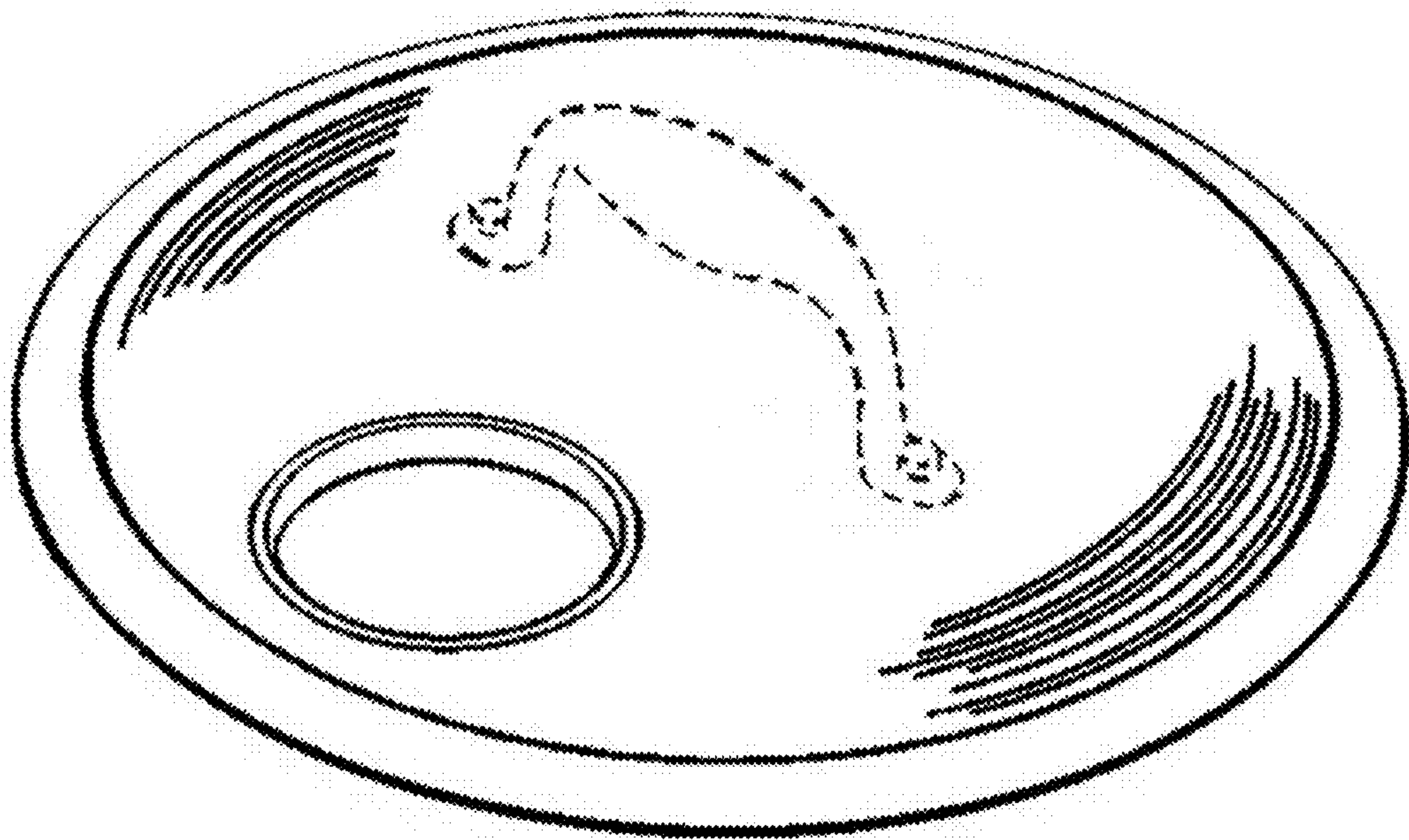


Fig. 1

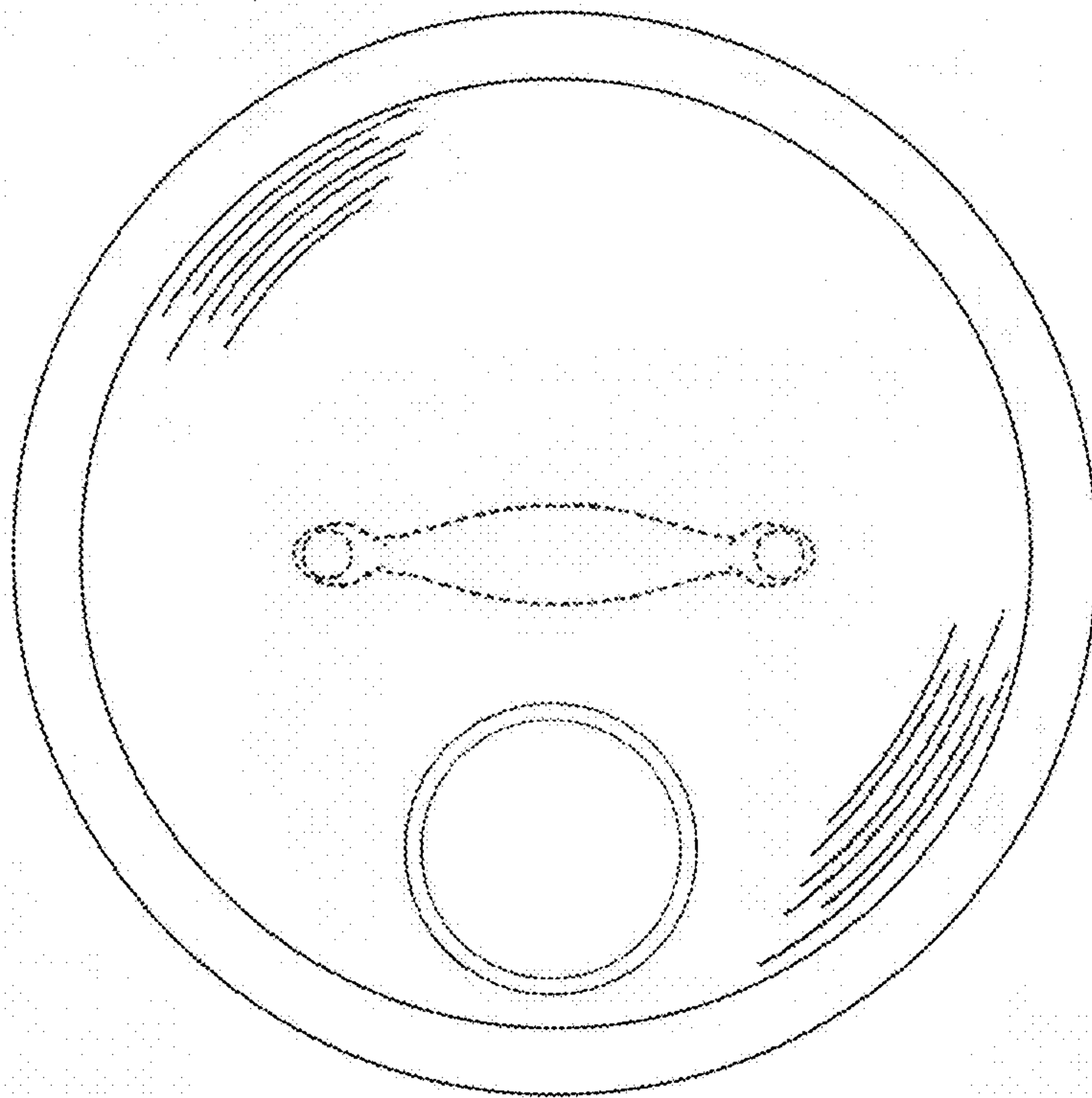


Fig. 2

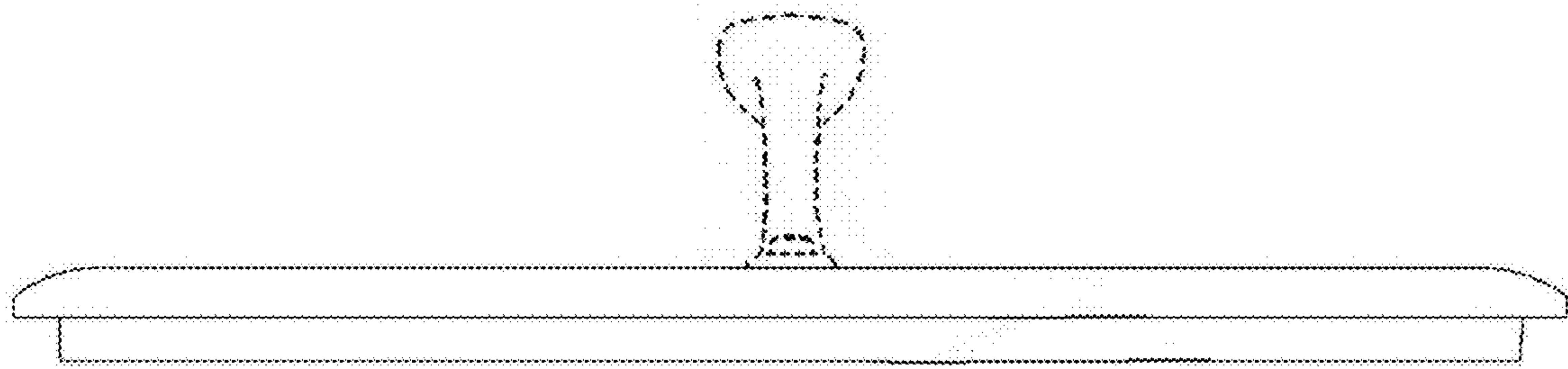


Fig. 3

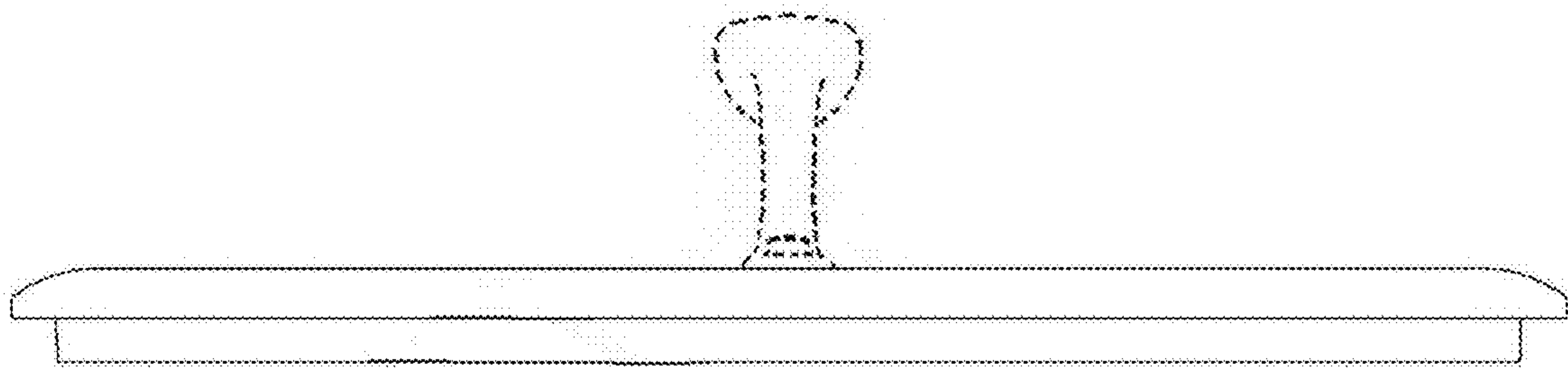


Fig. 4

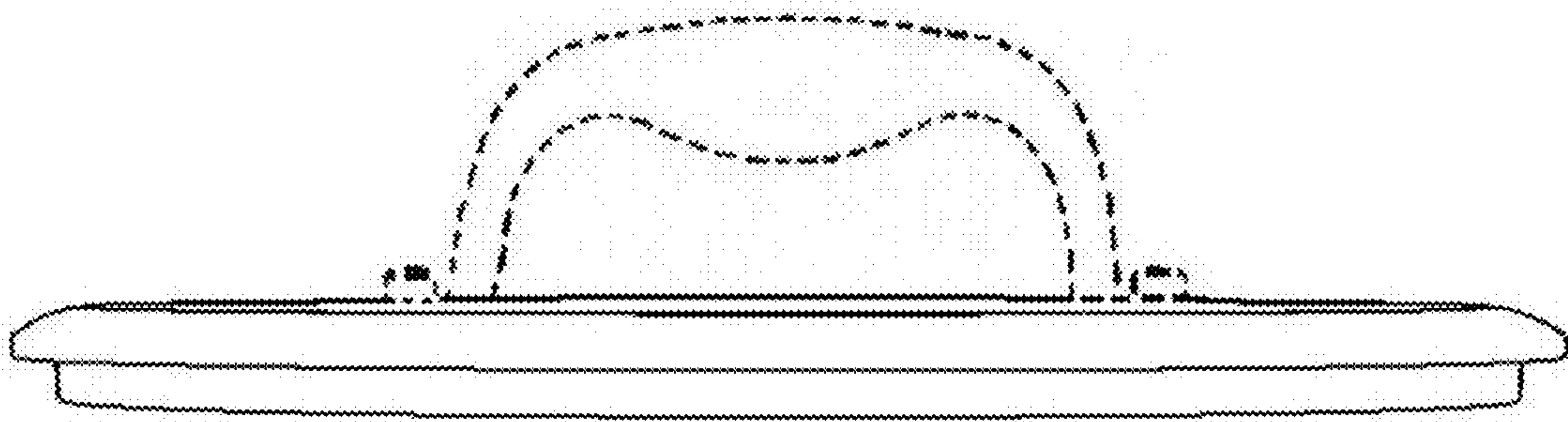


Fig. 5

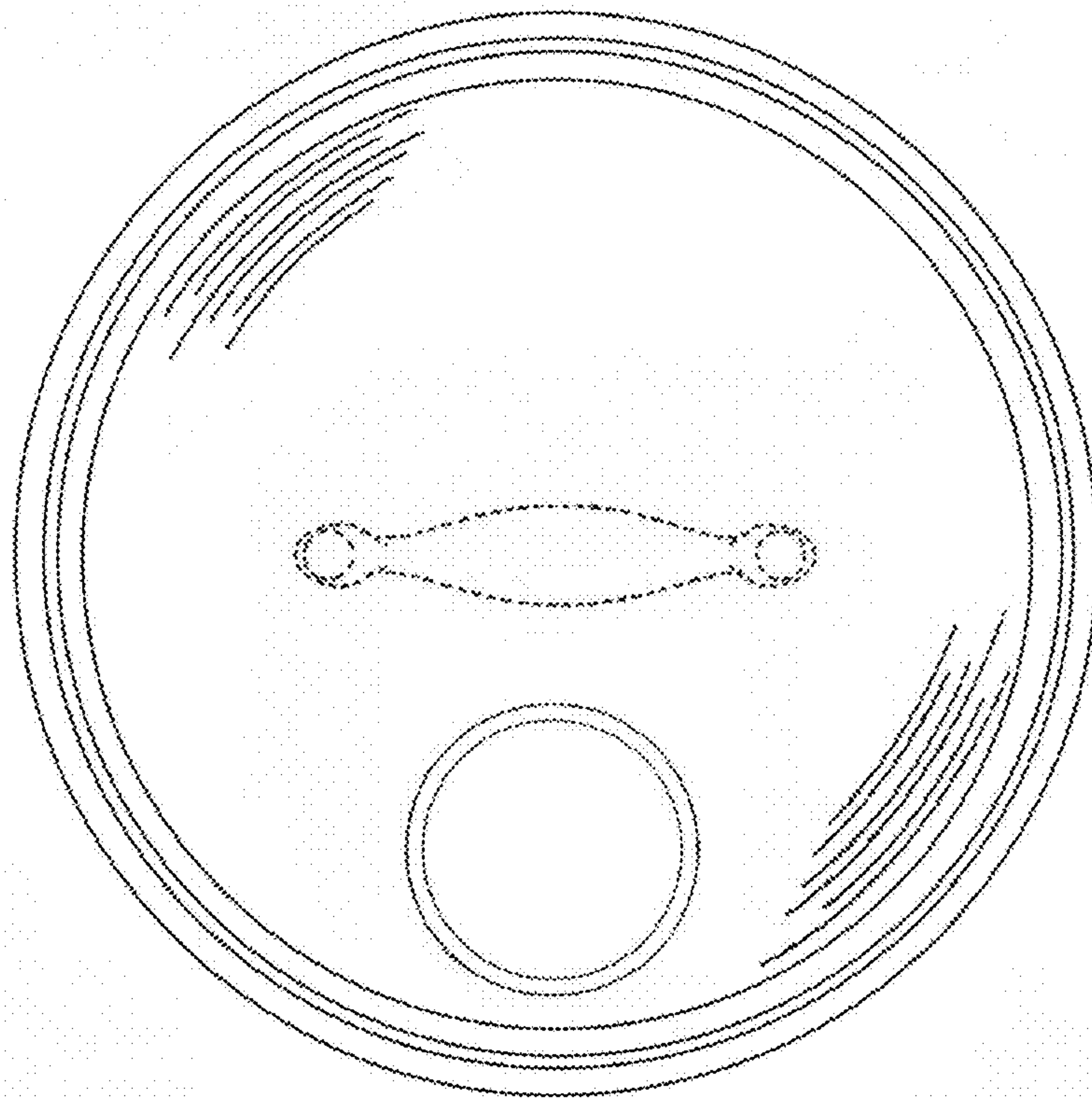


Fig. 6

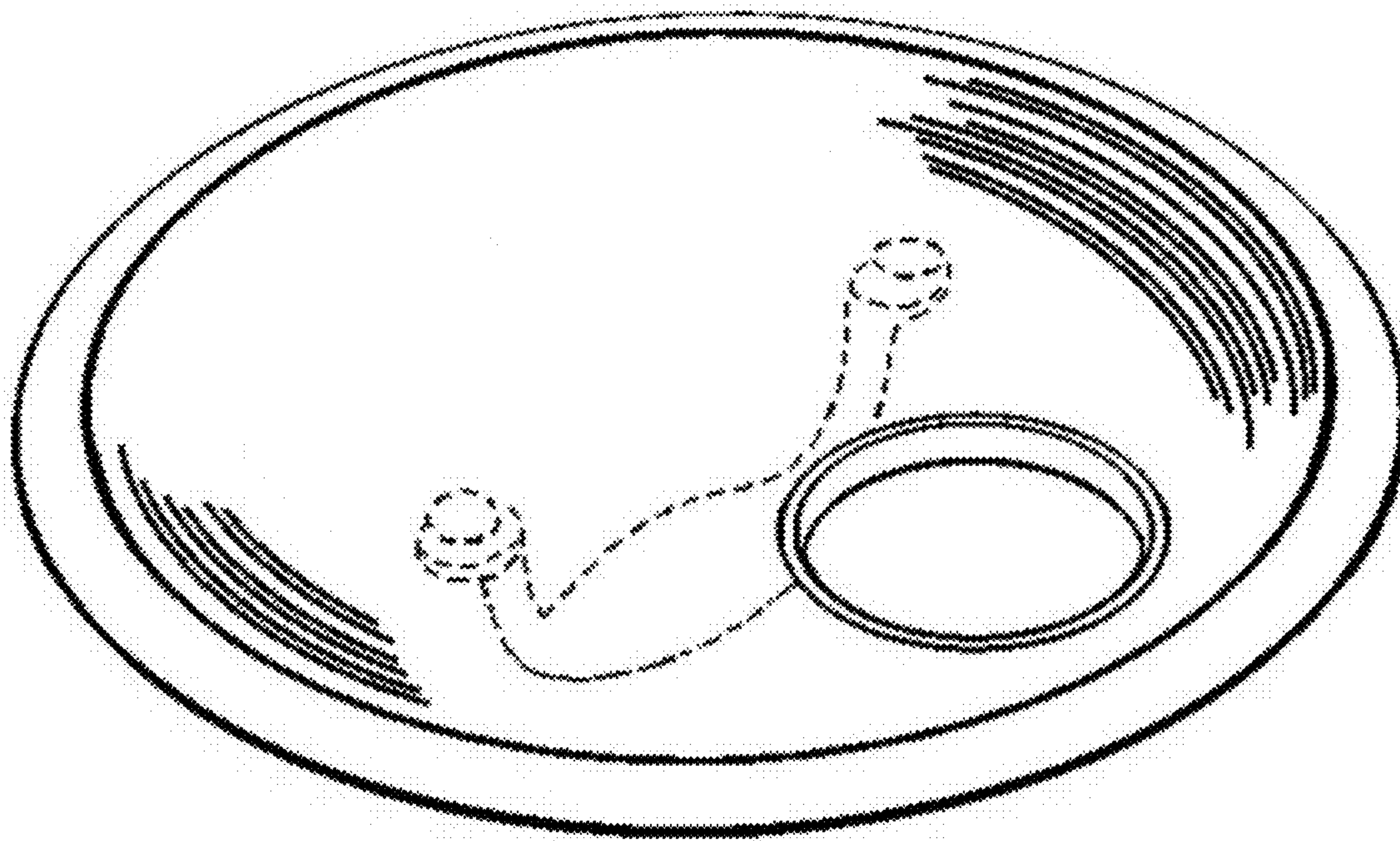


Fig. 7