



US00D871120S

(12) **United States Design Patent** (10) **Patent No.:** **US D871,120 S**
Schalk et al. (45) **Date of Patent:** **** Dec. 31, 2019**

(54) **PRIVACY SCREEN** 4,634,216 A * 1/1987 Calevo G02B 6/3802
385/59
(71) Applicant: **Haworth, Inc.**, Holland, MI (US) 4,682,696 A * 7/1987 Sheu A47B 65/00
211/43
(72) Inventors: **Charles Schalk**, Wyoming, MI (US); D334,494 S * 4/1993 Stein D6/300
Steffen Lipsky, Holland, MI (US) D382,735 S * 8/1997 Zapf D6/703.1
5,890,782 A * 4/1999 Alberts A47B 17/00
108/27

(73) Assignee: **Haworth, Inc.**, Holland, MI (US)
(**) Term: **15 Years**

(21) Appl. No.: **29/627,087**
(22) Filed: **Nov. 22, 2017**

Related U.S. Application Data

(63) Continuation of application No. 29/569,976, filed on Jul. 1, 2016, now Pat. No. Des. 803,601, which is a continuation of application No. 29/530,176, filed on Jun. 15, 2015, now Pat. No. Des. 779,237.

(51) **LOC (12) Cl.** **06-01**
(52) **U.S. Cl.**
USPC **D6/714; D6/643**

(58) **Field of Classification Search**
USPC D6/332, 643, 643.1, 644, 714;
D19/34.1-34.5, 95, 113; D25/119, 126,
D25/136, 164
CPC A47G 5/00; A47B 17/00; A47B 17/06;
A47B 2220/0038; A47B 65/00; Y10T
16/525; Y10T 16/55963
See application file for complete search history.

(56) **References Cited**

U.S. PATENT DOCUMENTS

2,942,924 A * 6/1960 Stangert A47B 21/03
312/140.4
3,027,214 A * 3/1962 Curatolo A47B 17/00
312/140.4
3,455,462 A * 7/1969 Morgan A47B 65/00
211/42

(Continued)

FOREIGN PATENT DOCUMENTS

CN 300921448 * 5/2009
WO D065639-025 12/2004

OTHER PUBLICATIONS

Haworth Catalog <http://grcontract.com/wp-content/uploads/2017/01/GR-Contract-Haworth-Typicals-Lookbook.pdf> Jan. 2017 (Year: 2017).*

(Continued)

Primary Examiner — Leanne Was-Englehart
(74) *Attorney, Agent, or Firm* — Warner Norcross + Judd LLP

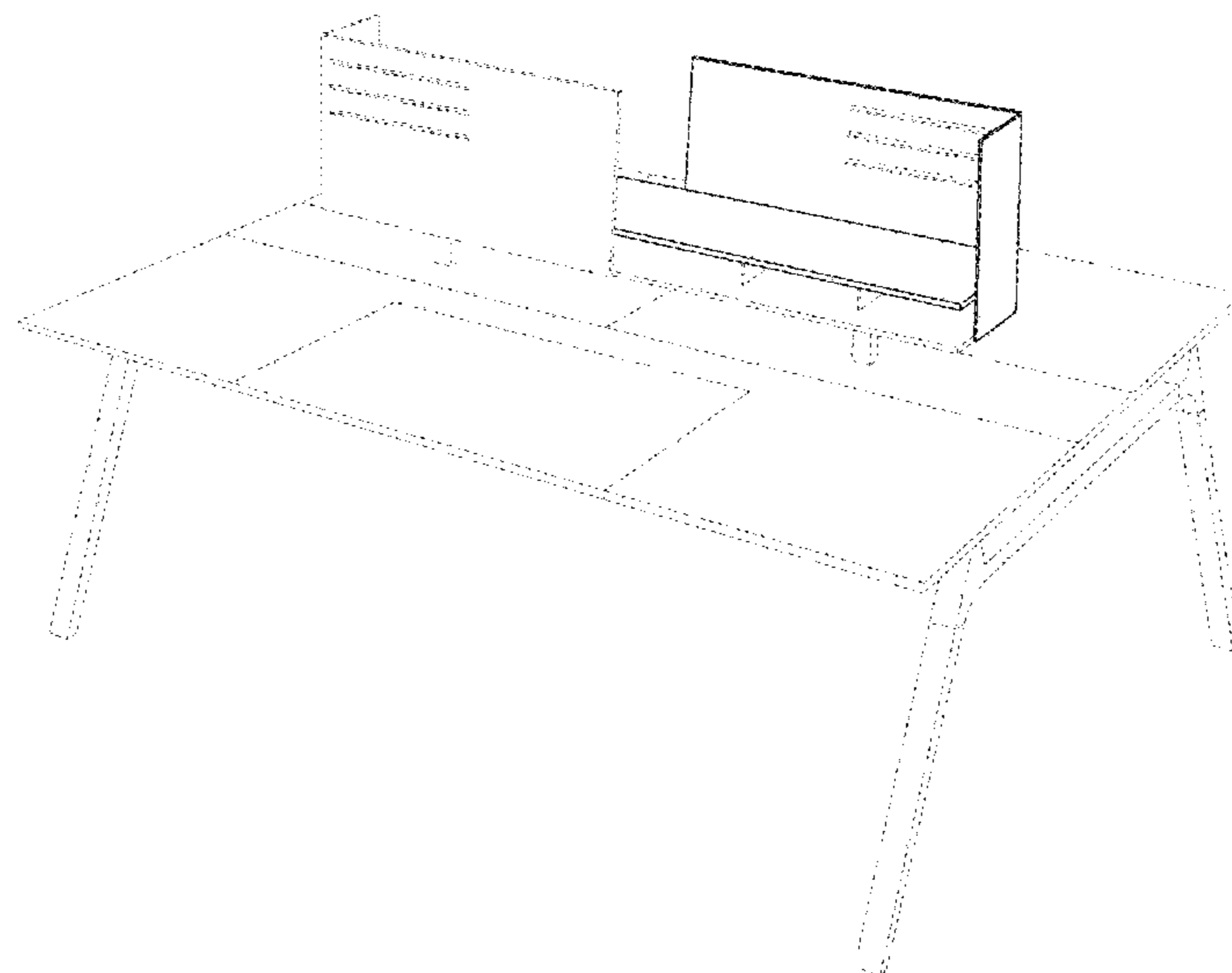
(57) **CLAIM**

The ornamental design for a privacy screen, as shown and described.

DESCRIPTION

FIG. 1 is a perspective view of the privacy screen embodying the new design;
FIG. 2 is a front view thereof;
FIG. 3 is a rear view thereof;
FIG. 4 is a right side view, the left side view being a mirror image thereof; and,
FIG. 5 is a top view thereof.
The portions shown in phantom lines in FIGS. 1-5 are shown for environmental purposes only and form no part of the claimed design.

1 Claim, 4 Drawing Sheets



(56)

References Cited

U.S. PATENT DOCUMENTS

6,018,230 A * 1/2000 Casey H02J 7/0031
 320/107
 D455,755 S * 4/2002 Levine D14/447
 6,775,953 B2 * 8/2004 Burken E04B 2/7425
 52/238.1
 D525,410 S * 7/2006 Colley D99/43
 7,117,802 B2 * 10/2006 Hoke, Jr. E04B 2/7411
 108/60
 D540,859 S * 4/2007 Weiler D19/34.1
 D560,072 S * 1/2008 Willis D6/332
 D596,876 S * 7/2009 Oshinomi D6/644
 D651,416 S * 1/2012 Martin D6/332
 D653,058 S * 1/2012 Roberts D6/643
 D653,862 S * 2/2012 Hairston D6/332
 D698,179 S * 1/2014 Nguyen D6/381
 D717,370 S * 11/2014 Hammer D19/34.1
 D732,866 S * 6/2015 Terwelp A47B 13/00
 D6/702
 D757,303 S * 5/2016 Migeon D25/119
 D761,972 S * 7/2016 Kahlig D25/138

D779,237 S * 2/2017 Schalk D6/643.1
 D803,601 S * 11/2017 Schalk D6/643.1
 2007/0075027 A1* 4/2007 Yeh A47B 65/00
 211/42
 2014/0158024 A1* 6/2014 Henriott A47B 13/00
 108/27
 2016/0007745 A1* 1/2016 Parshad A47B 17/00
 108/27
 2016/0095433 A1* 4/2016 Cho A47B 83/001
 108/23
 2016/0245005 A1* 8/2016 Tsuchiyama E04B 2/7409
 2018/0245334 A1* 8/2018 Udagawa E04B 1/84

OTHER PUBLICATIONS

Sonic book end L type white DA-318-W Forestway <https://www.forest.co.jp/Forestway/gi/646251/> Feb. 13, 2015 (Year: 2015).
<http://www.designboom.com/design/haworth-neocon-2015-06-30-2015> Posted Jun. 30, 2015.
<http://www.haworth.com/products/workspaces/accessories/active-components> Retrieved Jul. 13, 2017.

* cited by examiner

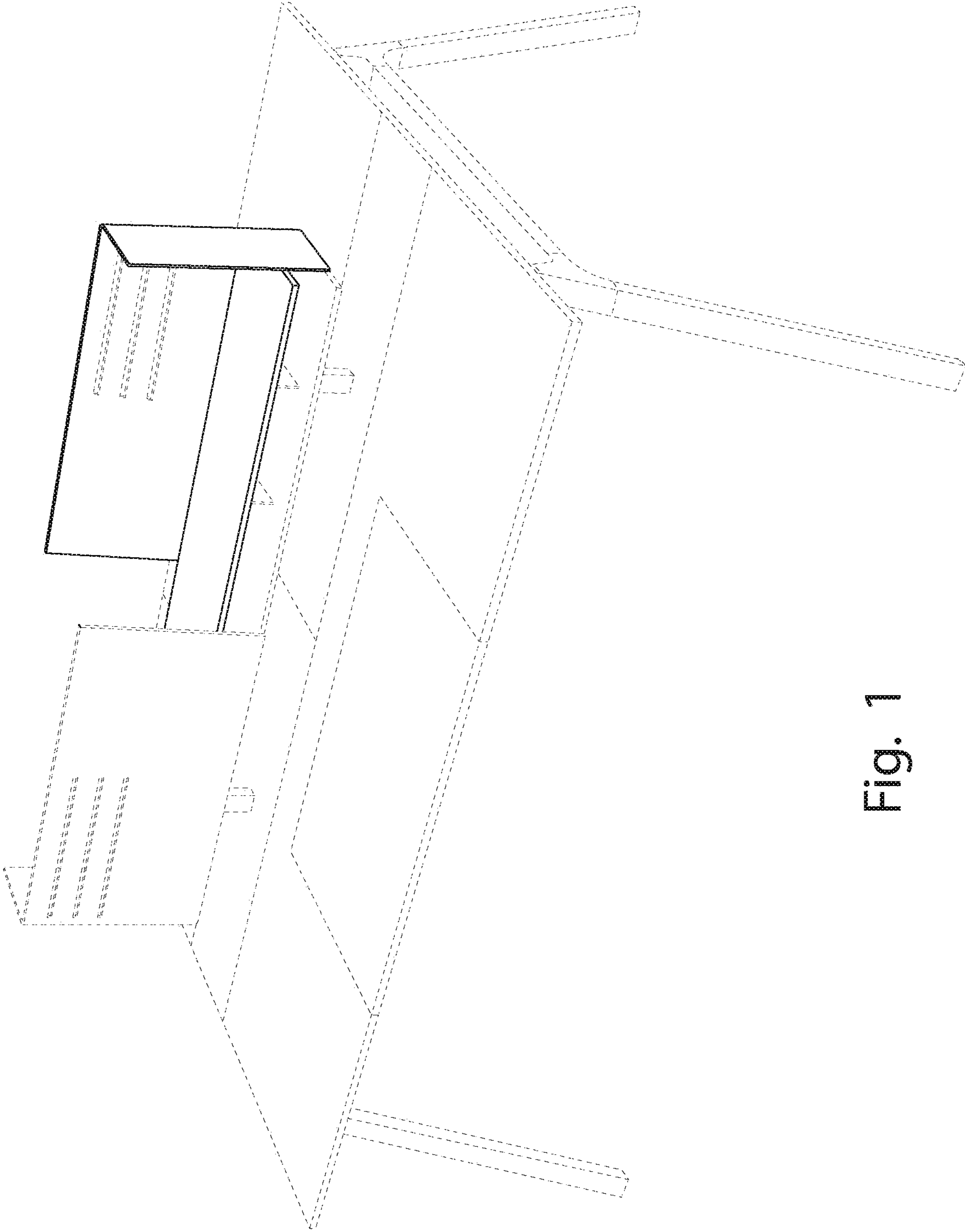


Fig. 1

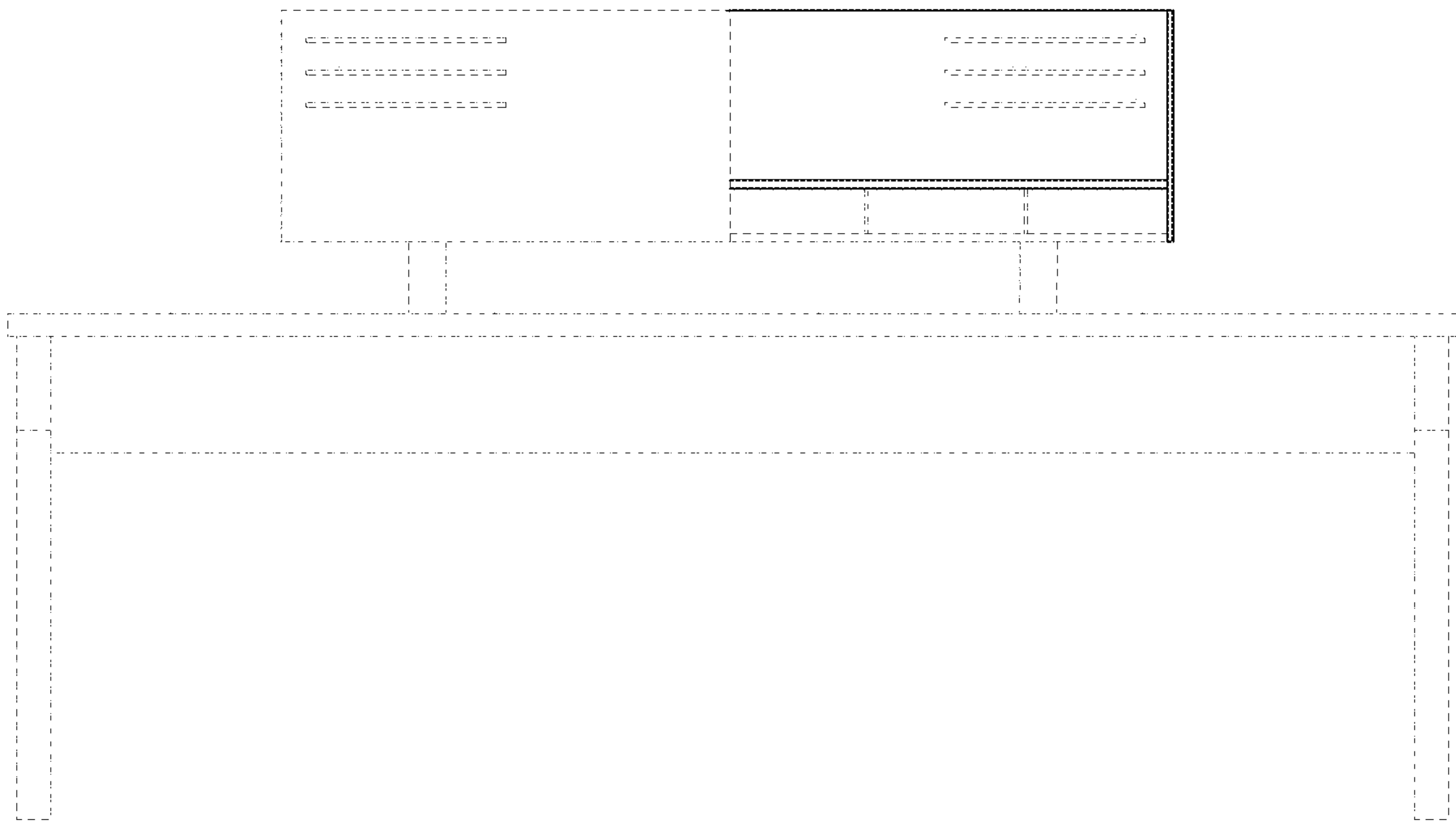


Fig. 2

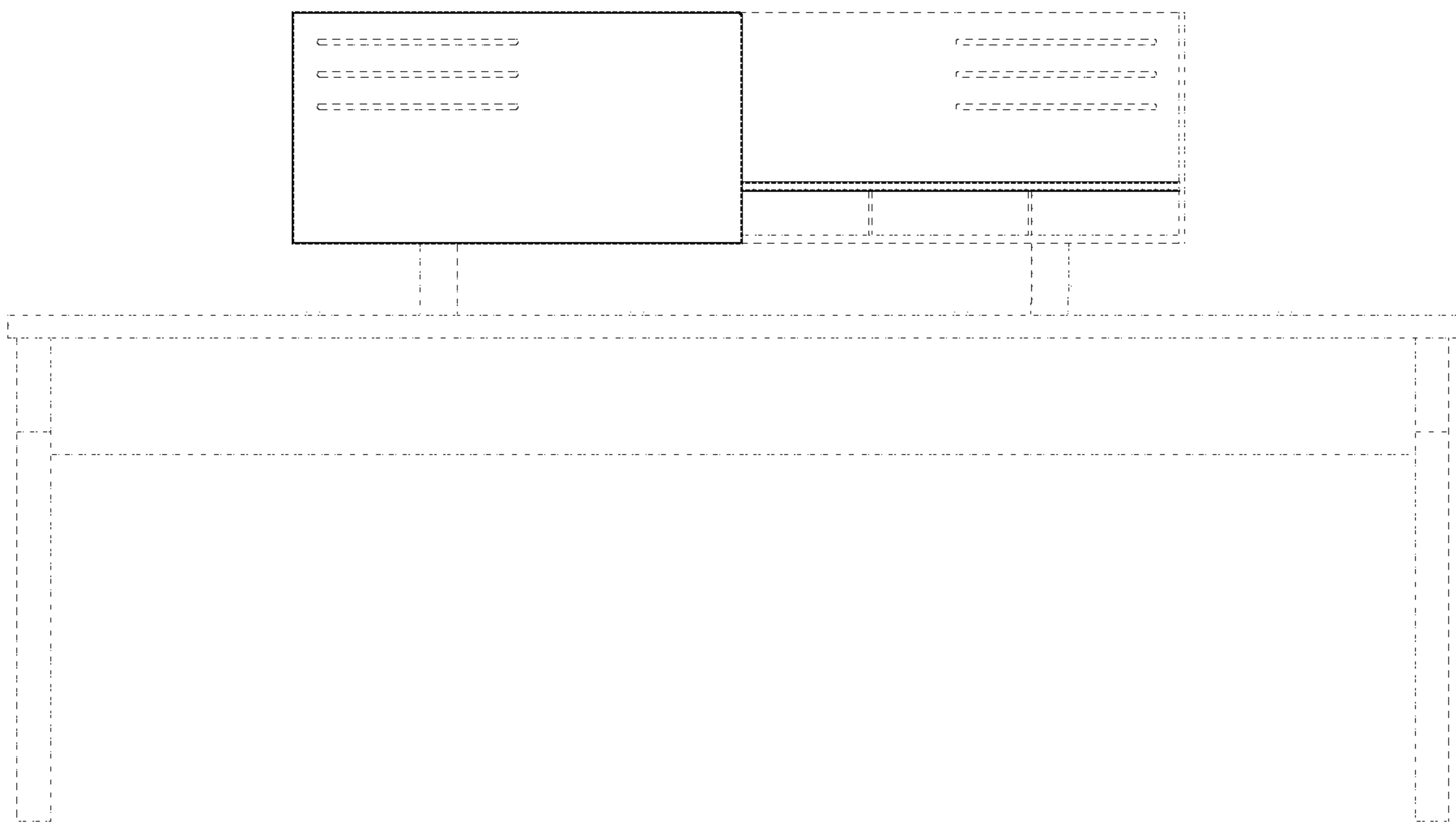


Fig. 3

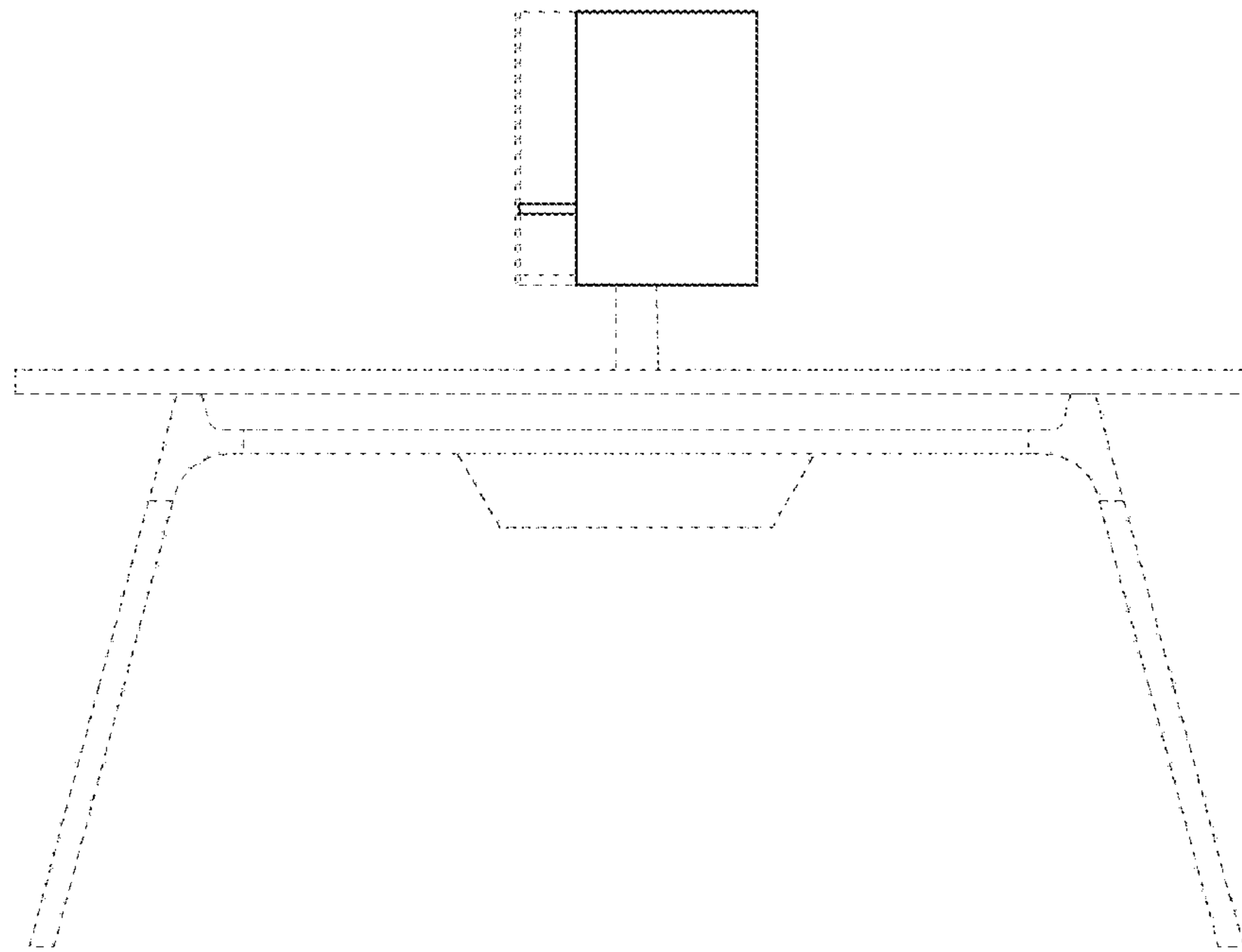


Fig. 4

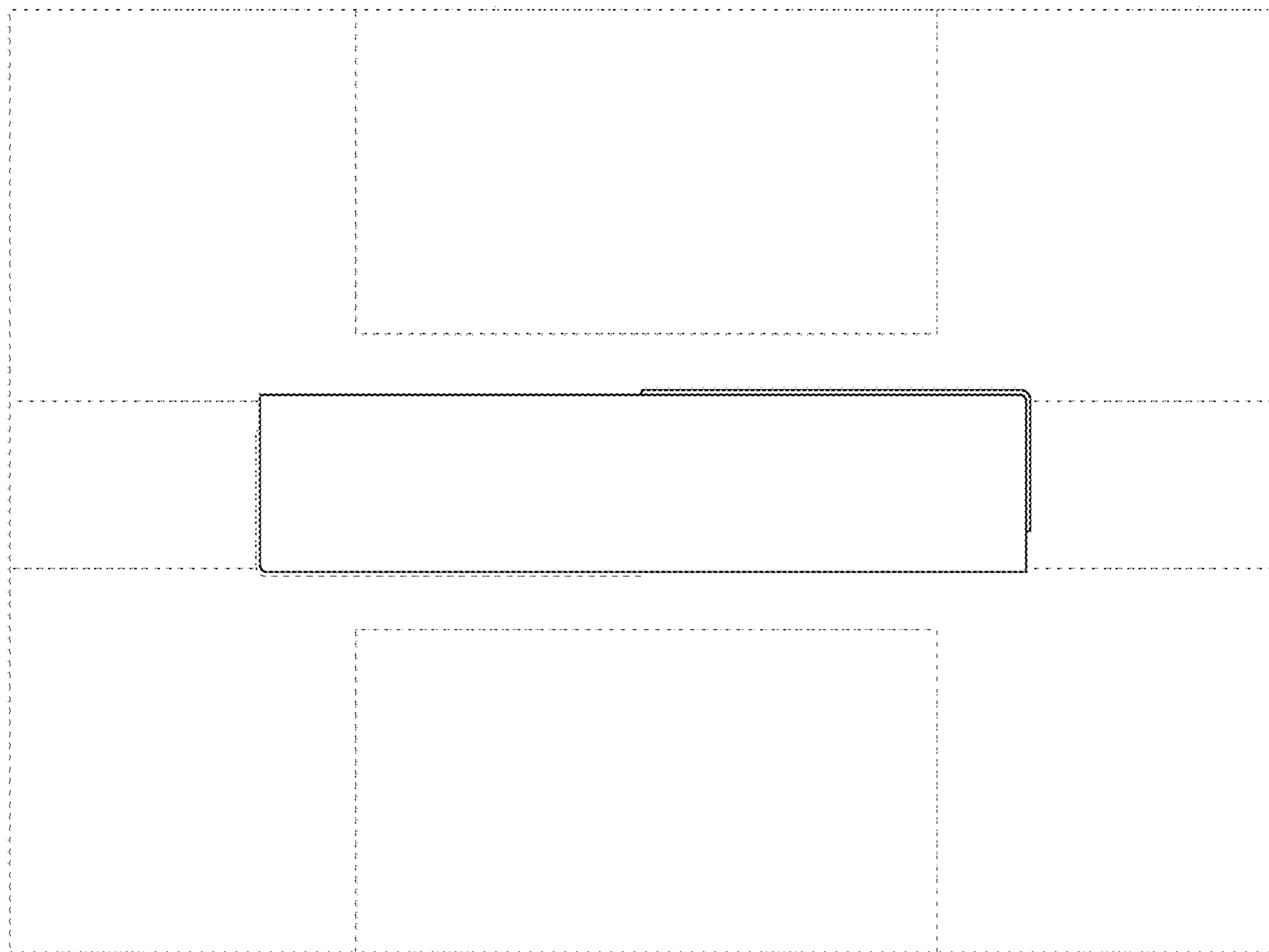


Fig. 5