



US00D871116S

(12) **United States Design Patent** (10) **Patent No.:** **US D871,116 S**  
**Li** (45) **Date of Patent:** **\*\* Dec. 31, 2019**

(54) **CLOTHES STORAGE RACK**  
(71) Applicant: **XIAMEN GOLDEN HUANAN IMP. & EXP. CO., LTD.**, Xiamen (CN)  
(72) Inventor: **Jinjiang Li**, Xiamen (CN)  
(\*\*) Term: **15 Years**  
(21) Appl. No.: **29/704,299**  
(22) Filed: **Sep. 4, 2019**  
(51) **LOC (12) Cl.** ..... **06-06**  
(52) **U.S. Cl.**  
USPC ..... **D6/675.1**  
(58) **Field of Classification Search**  
USPC ..... D6/672, 675, 675.1, 675.2, 675.3, 675.4, D6/675.5  
CPC ..... A47F 1/00; A47B 96/00; A47B 96/02; A47B 47/00; A47B 47/021  
See application file for complete search history.

D459,117 S \* 6/2002 Singh ..... D6/675.3  
D472,072 S \* 3/2003 de Carolis ..... D6/675.3  
D491,384 S \* 6/2004 Lenger ..... D6/675.3  
6,767,019 B2 \* 7/2004 van Hekken ..... B62B 3/006  
108/147.12  
D510,168 S \* 9/2005 Lovegrove ..... D34/17  
D543,056 S \* 5/2007 Chou ..... D6/675.1  
D591,086 S \* 4/2009 Karsson ..... D6/675.3  
D591,533 S \* 5/2009 Karsson ..... D6/675.3  
8,528,919 B2 \* 9/2013 Webster ..... B62B 3/008  
280/651  
D697,285 S \* 1/2014 Greenspon ..... D34/21  
D706,064 S \* 6/2014 Ota ..... D6/675.3  
D792,048 S \* 7/2017 Kitajima ..... D34/19  
D802,341 S \* 11/2017 Yaraghi ..... D6/675  
D805,329 S \* 12/2017 Rockwell ..... D6/675.3  
D814,735 S \* 4/2018 Rockwell ..... D34/21

(Continued)

*Primary Examiner* — Kelley A Donnelly  
(74) *Attorney, Agent, or Firm* — Erson IP (Nelson IP)

(57) **CLAIM**

The ornamental design for a clothes storage rack, as shown and described.

(56) **References Cited**

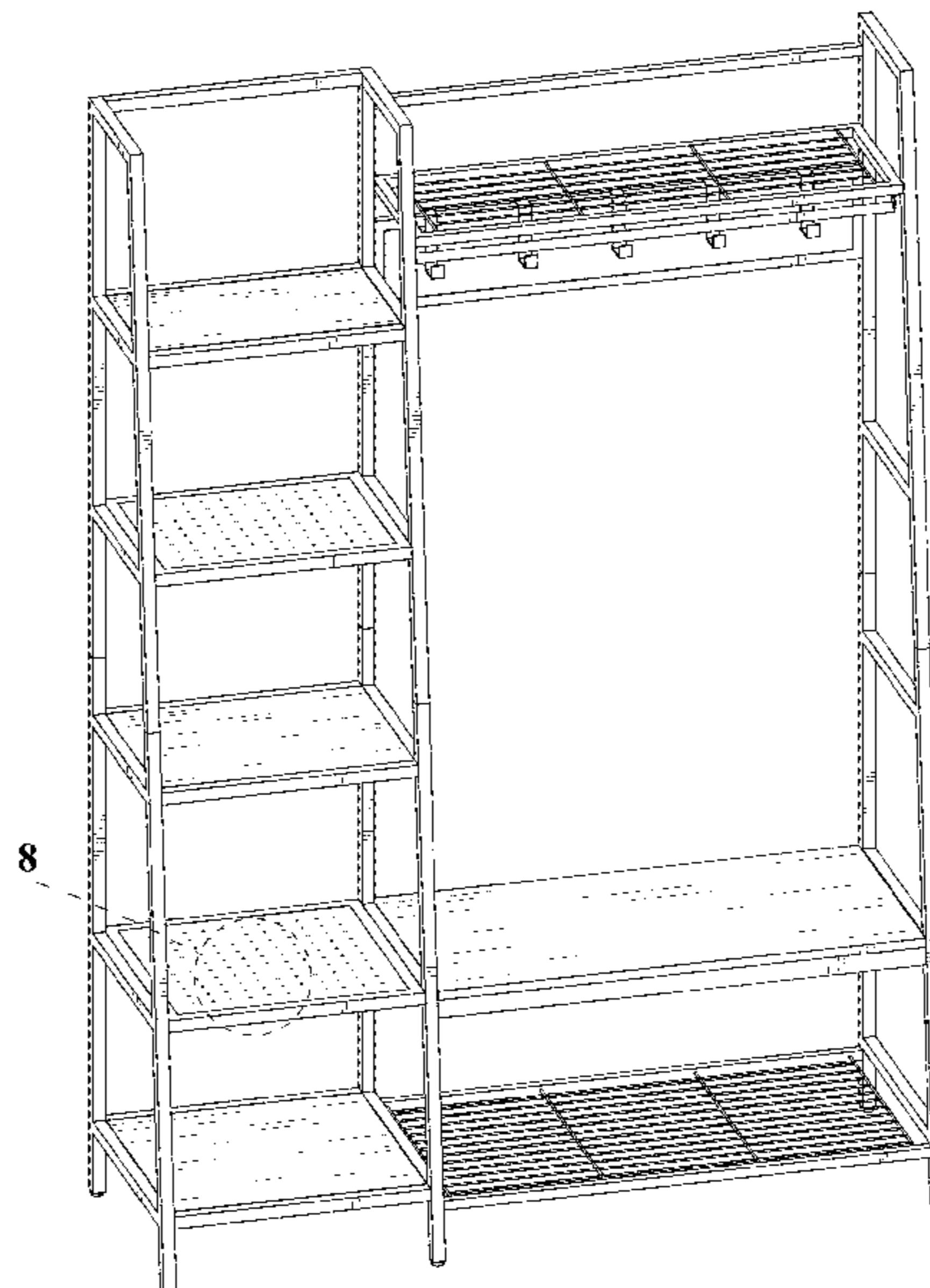
U.S. PATENT DOCUMENTS

D42,180 S \* 2/1912 Yesbera et al. .... D6/675.1  
D106,997 S \* 11/1937 Thompson ..... D6/675.3  
2,798,617 A \* 7/1957 Gail ..... A47F 5/0018  
108/32  
D191,249 S \* 8/1961 Hawthorne ..... D6/675.3  
D217,159 S \* 4/1970 Levy ..... D6/678.4  
D232,679 S 9/1974 Weiss  
4,035,941 A \* 7/1977 Deffner ..... G09F 13/12  
40/219  
D258,629 S 3/1981 Borzner, Jr. et al.  
D299,797 S \* 2/1989 Walter ..... D6/675.3  
D334,495 S \* 4/1993 Bustos ..... D15/83  
D350,246 S \* 9/1994 Louise ..... D6/675.1  
D357,781 S \* 4/1995 Crinion ..... D34/17  
D363,623 S \* 10/1995 Rushing ..... D6/675.1  
D400,375 S \* 11/1998 Peng-Hui ..... D6/675.1  
D405,578 S \* 2/1999 Shumake ..... D34/17  
D410,127 S \* 5/1999 Colomban ..... D34/20

**DESCRIPTION**

FIG. 1 is a perspective view of a clothes storage rack showing my new design;  
FIG. 2 is a front view thereof;  
FIG. 3 is a rear view thereof;  
FIG. 4 is a left side view thereof;  
FIG. 5 is a right side view thereof;  
FIG. 6 is a top plan view thereof;  
FIG. 7 is a bottom plan view thereof; and,  
FIG. 8 is a partial enlarged view of the clothes storage rack shown in FIG. 1.  
The broken lines are for the purposes of illustrating portions of the clothes storage rack and form no part of the claimed design.

**1 Claim, 8 Drawing Sheets**



(56)

**References Cited**

U.S. PATENT DOCUMENTS

D825,959 S \* 8/2018 Rockwell ..... D6/675.3  
D831,922 S \* 10/2018 Melendez ..... D34/12  
D843,756 S \* 3/2019 Johnson ..... D6/675  
D860,689 S \* 9/2019 Davis ..... D6/672  
D864,627 S \* 10/2019 Rockwell ..... D6/675

\* cited by examiner

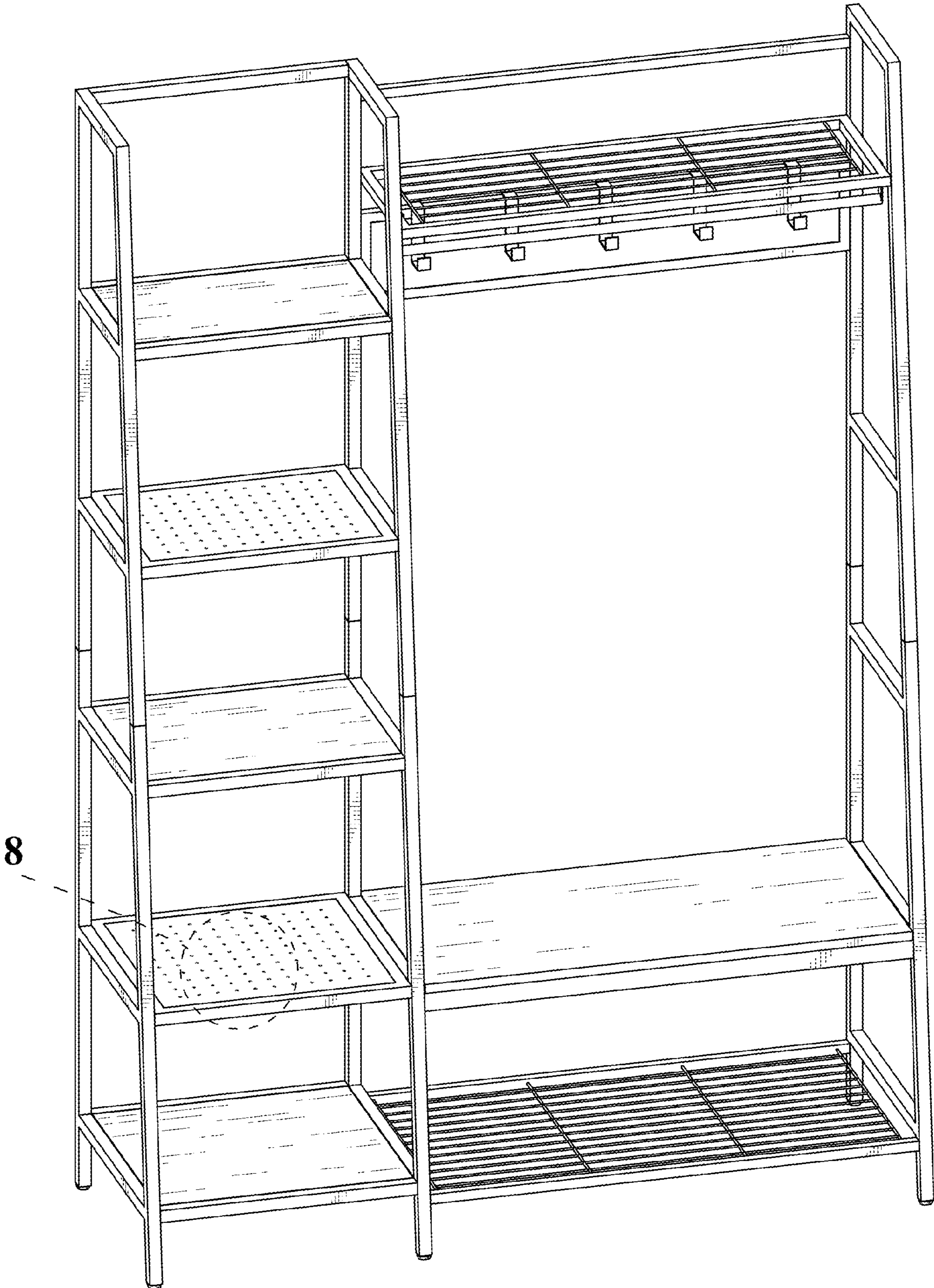


FIG. 1

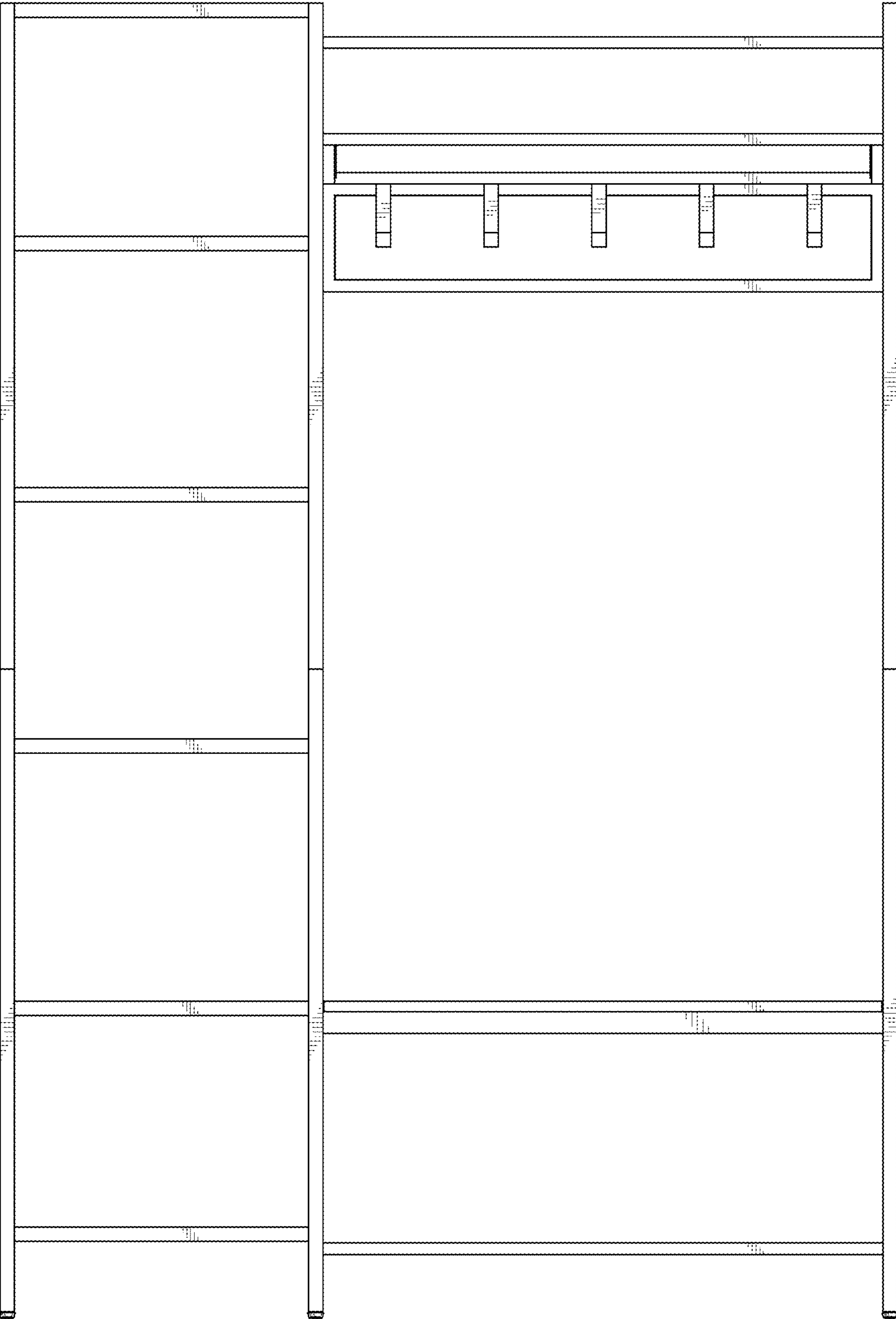


FIG. 2




FIG. 3

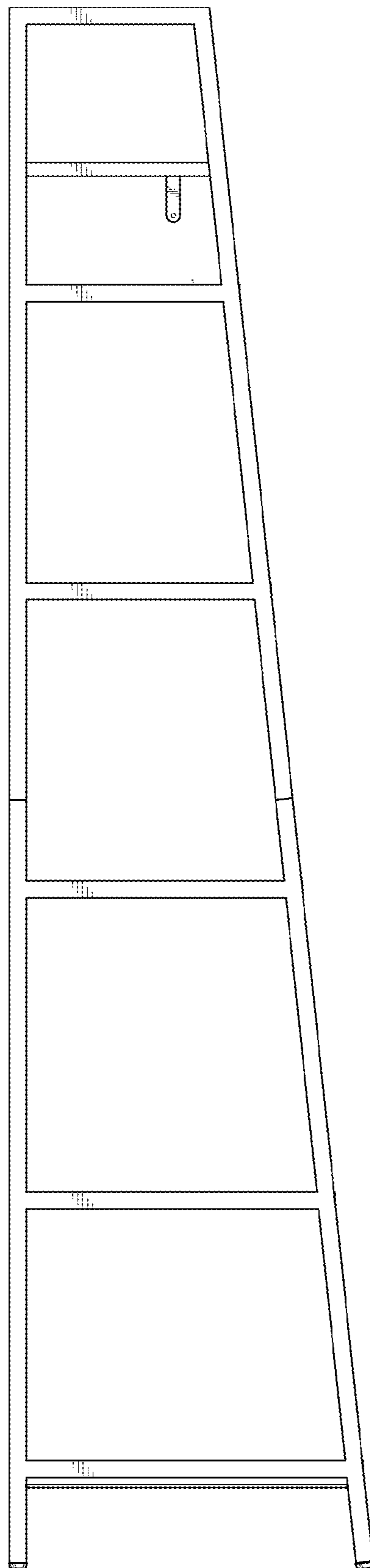


FIG. 4

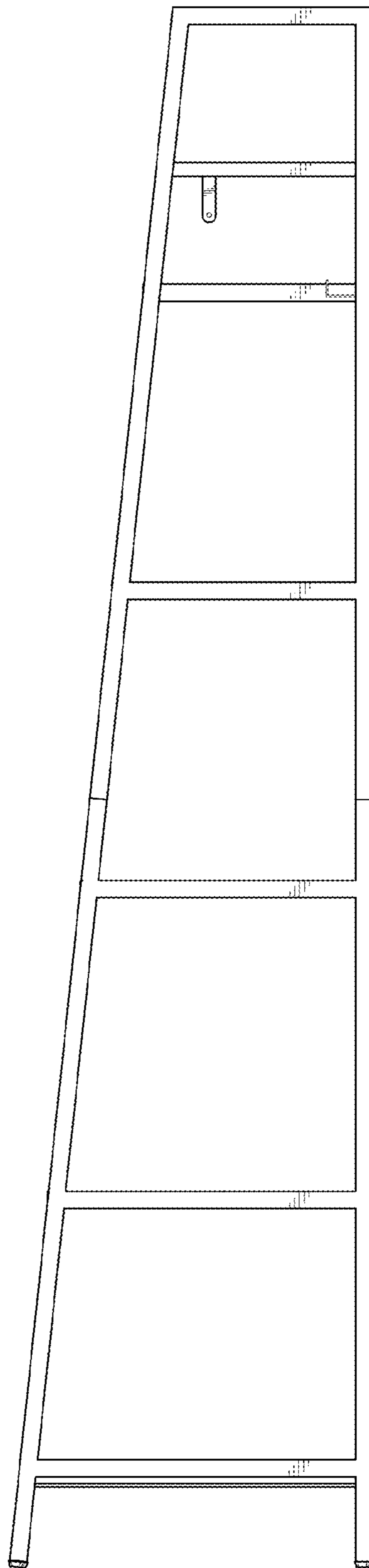


FIG. 5

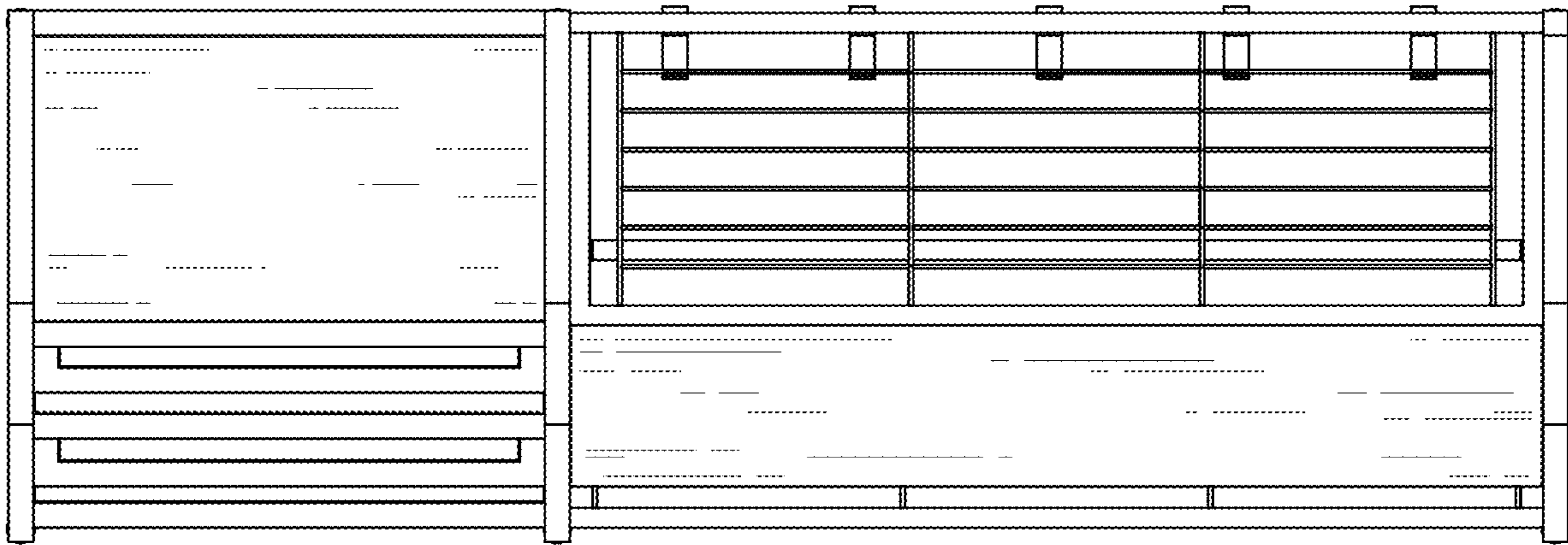


FIG. 6



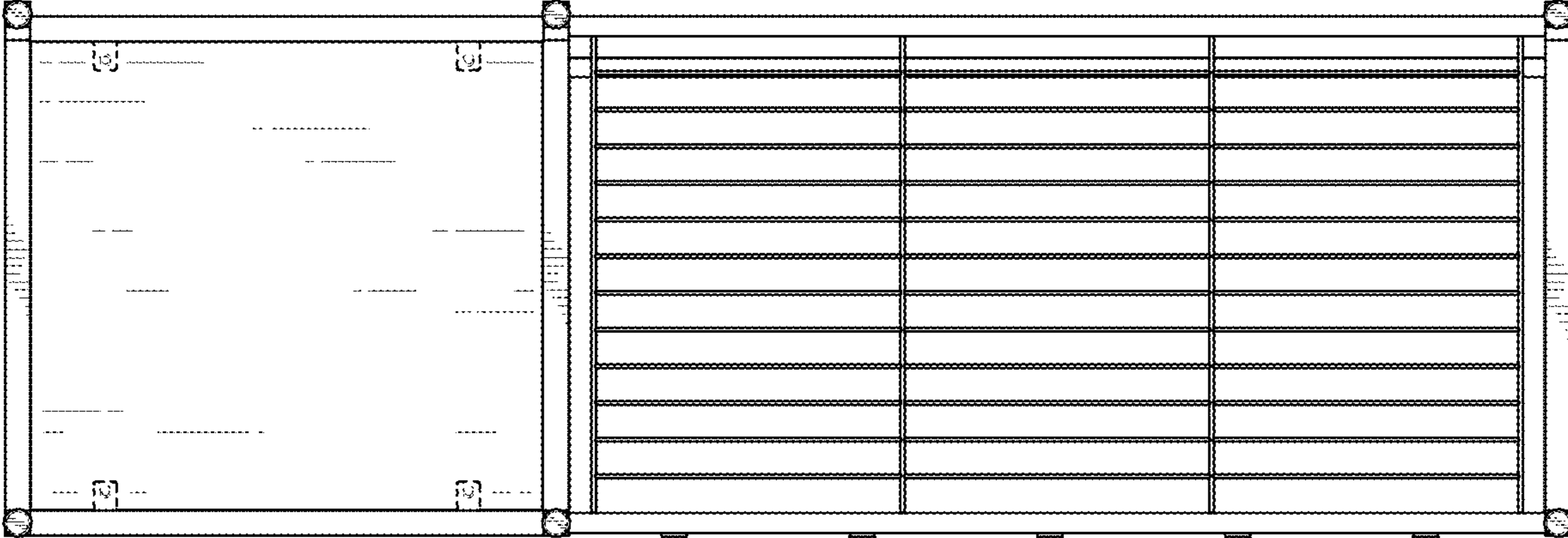
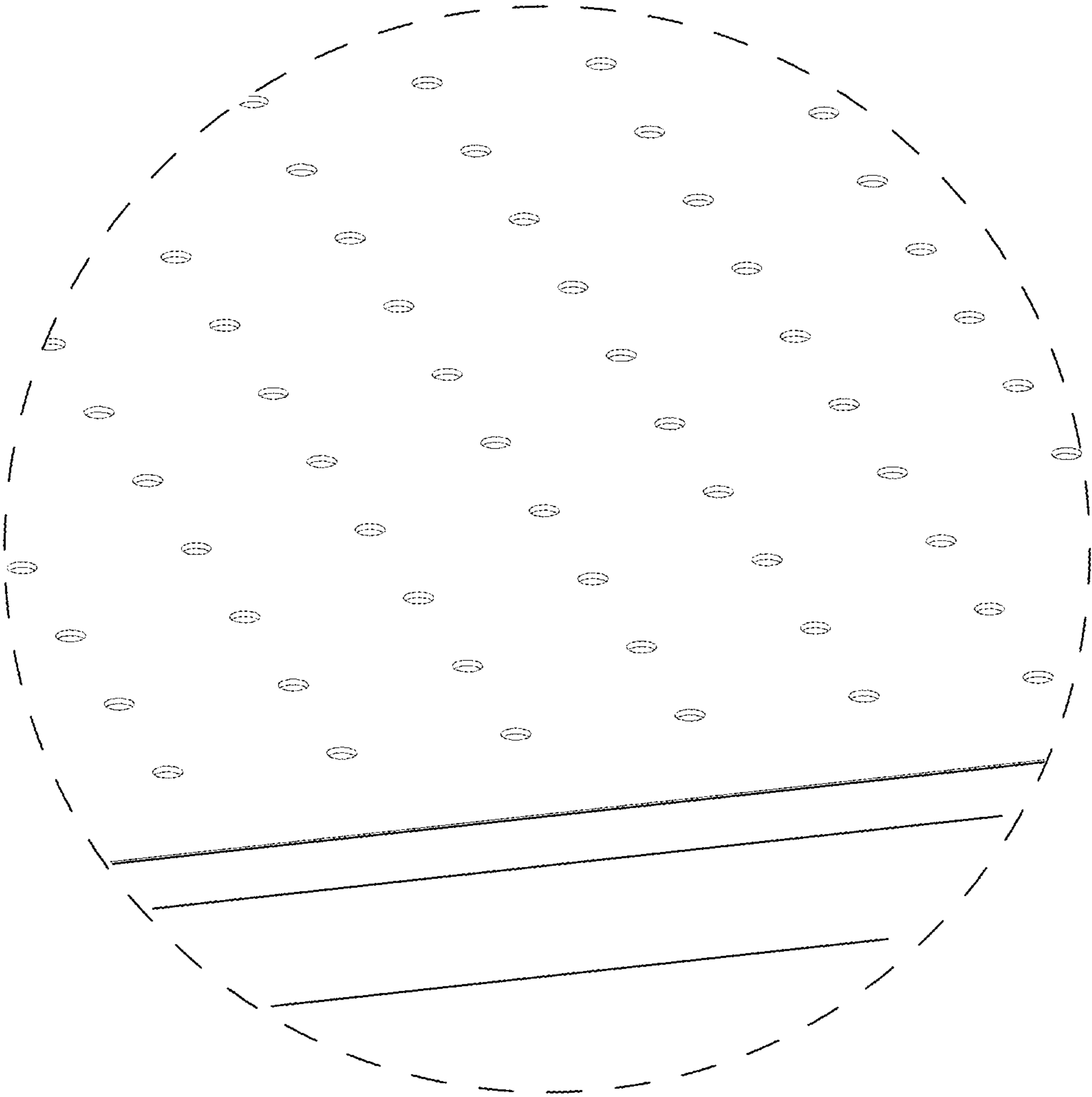


FIG. 7



**FIG. 8**