



US00D871107S

(12) **United States Design Patent**
Chen

(10) **Patent No.:** **US D871,107 S**

(45) **Date of Patent:** **** *Dec. 31, 2019**

- (54) **VENETIAN BLIND SLAT**
- (71) Applicant: **SHEEN WORLD TECHNOLOGY CORPORATION**, Taichung (TW)
- (72) Inventor: **Po-Yu Chen**, Taichung (TW)
- (73) Assignee: **SHEEN WORLD TECHNOLOGY CORPORATION**, Taichung (TW)
- (*) Notice: This patent is subject to a terminal disclaimer.
- (**) Term: **15 Years**
- (21) Appl. No.: **29/622,245**
- (22) Filed: **Oct. 16, 2017**
- (51) **LOC (12) Cl.** **06-10**
- (52) **U.S. Cl.**
USPC **D6/580; D6/577**
- (58) **Field of Classification Search**
USPC D6/575-581; D8/358; D13/155; D25/119, 121, 123, 125; D26/138
CPC . A47H 1/02; A47H 1/04; A47H 1/144; A47H 11/06; A47H 2001/042; A47H 2023/003; A47H 2023/025; A47H 23/00; A47H 23/01; A47H 23/02; A47H 3/02; A47H 3/06; A47H 3/08; A47H 3/10; A47H 5/00; A47H 5/03; A47H 5/032; A47H 5/06; A47H 5/08; E06B 9/17; E06B 2009/2622; E06B 2009/285; E06B 7/28; E06B 9/24; E06B 9/26; E06B 9/262; E06B 9/30; E06B 9/302; E06B 9/306; E06B 9/307; E06B 9/322; E06B 9/323; E06B 9/324; E06B 9/386; E06B 9/388; E06B 9/40; E06B 9/42; E06B 9/521; E06B 9/56; E06B 9/60; E06B 9/78
See application file for complete search history.

(56) **References Cited**

U.S. PATENT DOCUMENTS

- 1,634,562 A * 7/1927 Shapiro B21D 5/16
29/896.411
- 1,837,706 A * 12/1931 Ferguson E04C 3/08
52/694

- 2,121,217 A * 6/1938 Ellis E06B 9/386
160/236
- 2,388,221 A * 10/1945 Smith G07D 9/004
150/150
- 2,488,453 A * 11/1949 Vogel E06B 9/386
160/173 R
- 2,588,550 A * 3/1952 Martin E06B 9/382
156/65
- 3,556,745 A * 1/1971 Zaremski B21D 53/00
293/120
- D249,965 S * 10/1978 Cooper D25/125
- D310,287 S * 9/1990 Pellegrino D1/126
- 5,141,042 A * 8/1992 Schwaegerle E06B 9/386
160/236
- D337,661 S * 7/1993 Goodman D25/125
- D386,642 S * 11/1997 Schneider E04C 3/08
D6/580

(Continued)

Primary Examiner — Kevin K Rudzinski
Assistant Examiner — Clare Ann Gannon
 (74) *Attorney, Agent, or Firm* — Muncy, Geissler, Olds & Lowe, P.C.

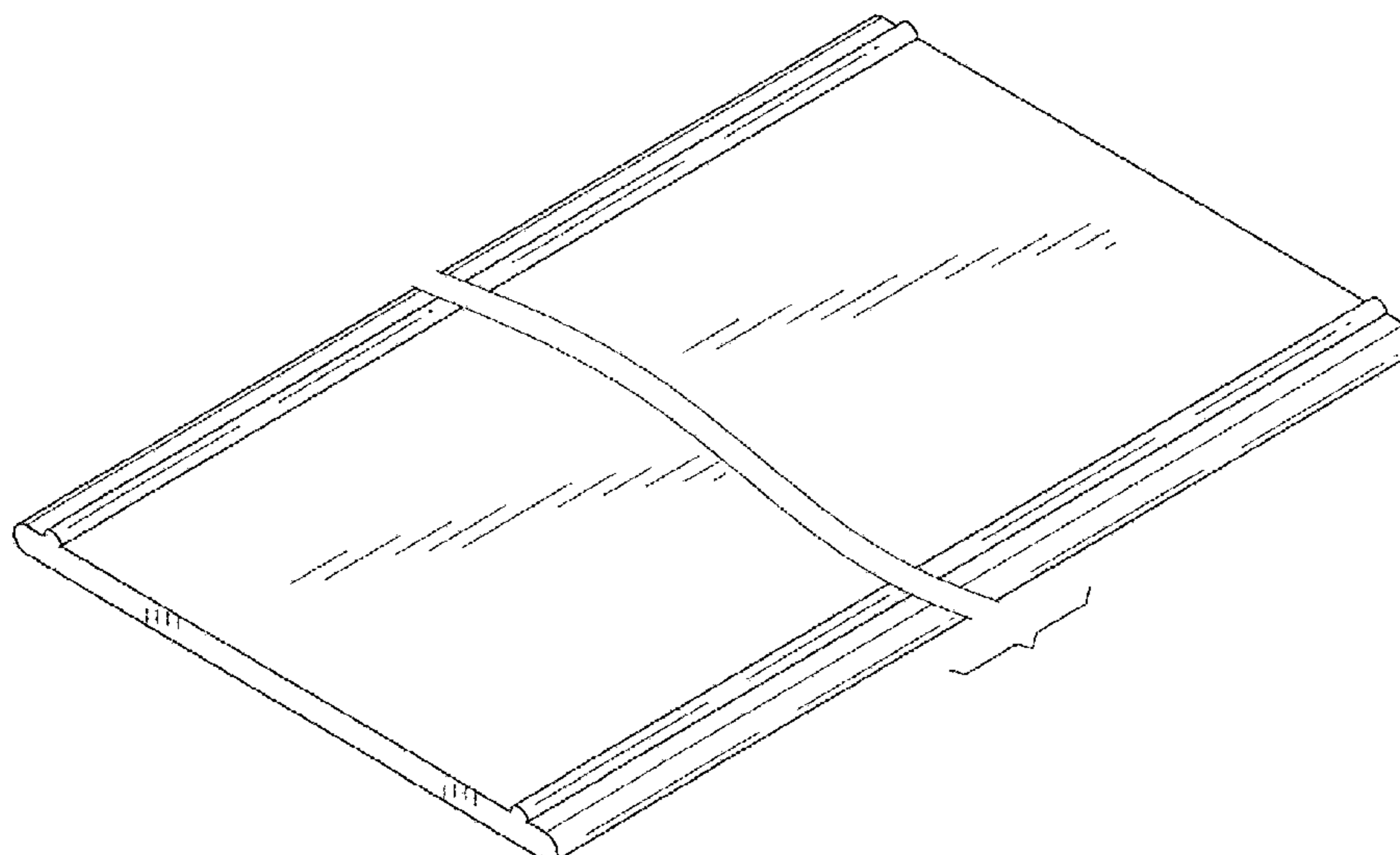
(57) **CLAIM**

The ornamental design for a venetian blind slat, as shown.

DESCRIPTION

FIG. 1 is a perspective view of a venetian blind slat of the present design;
 FIG. 2 is a front view thereof;
 FIG. 3 is a rear view thereof;
 FIG. 4 is a left side view thereof;
 FIG. 5 is a right side view thereof;
 FIG. 6 is a top view thereof; and,
 FIG. 7 is a bottom view thereof.

1 Claim, 4 Drawing Sheets



(56)

References Cited

U.S. PATENT DOCUMENTS

5,718,273 A * 2/1998 Best E06B 9/303
 160/166.1
 5,747,556 A * 5/1998 Schwaegerle C08K 3/22
 523/171
 D464,518 S * 10/2002 Griffiths D6/577
 D488,713 S * 4/2004 Liesegang-Stoiber D8/377
 D535,844 S * 1/2007 Siegel D6/577
 D612,118 S * 3/2010 Williams D32/41
 D734,498 S * 7/2015 Batres D25/136
 D815,302 S * 4/2018 Chapman D25/60
 D839,647 S * 2/2019 Hernandez D6/706
 2005/0199351 A1 * 9/2005 Nien E06B 9/303
 160/168.1 R
 2005/0230063 A1 * 10/2005 Hwang E06B 9/386
 160/236
 2007/0074826 A1 * 4/2007 Jelic A47H 23/04
 160/84.05
 2008/0000593 A1 * 1/2008 Colson E06B 9/307
 160/176.1 R
 2009/0301667 A1 * 12/2009 Yu E06B 9/386
 160/178.1 R
 2010/0206493 A1 * 8/2010 Chen E06B 9/386
 160/236
 2011/0126992 A1 * 6/2011 Yordanova H02S 20/30
 160/127
 2016/0305184 A1 * 10/2016 Chen E06B 9/386

* cited by examiner

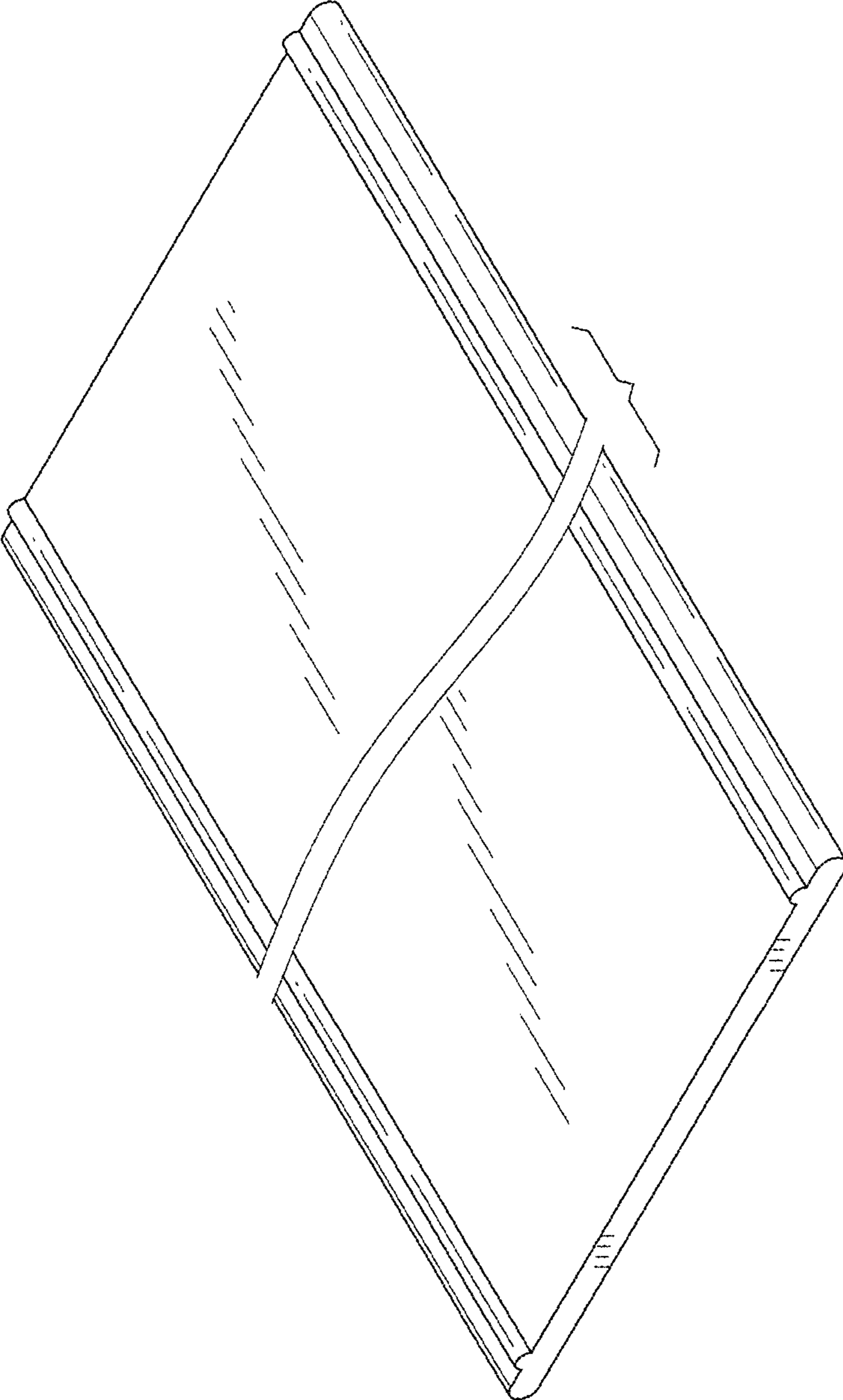


FIG. 1




FIG. 2




FIG. 3

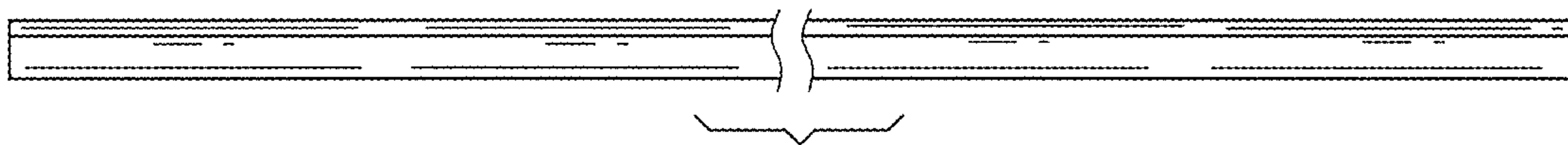


FIG. 4

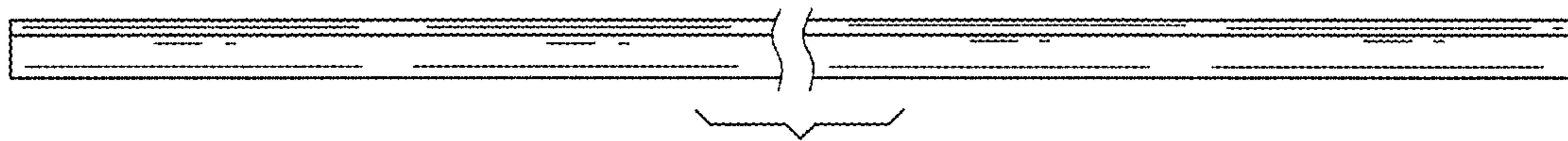


FIG. 5

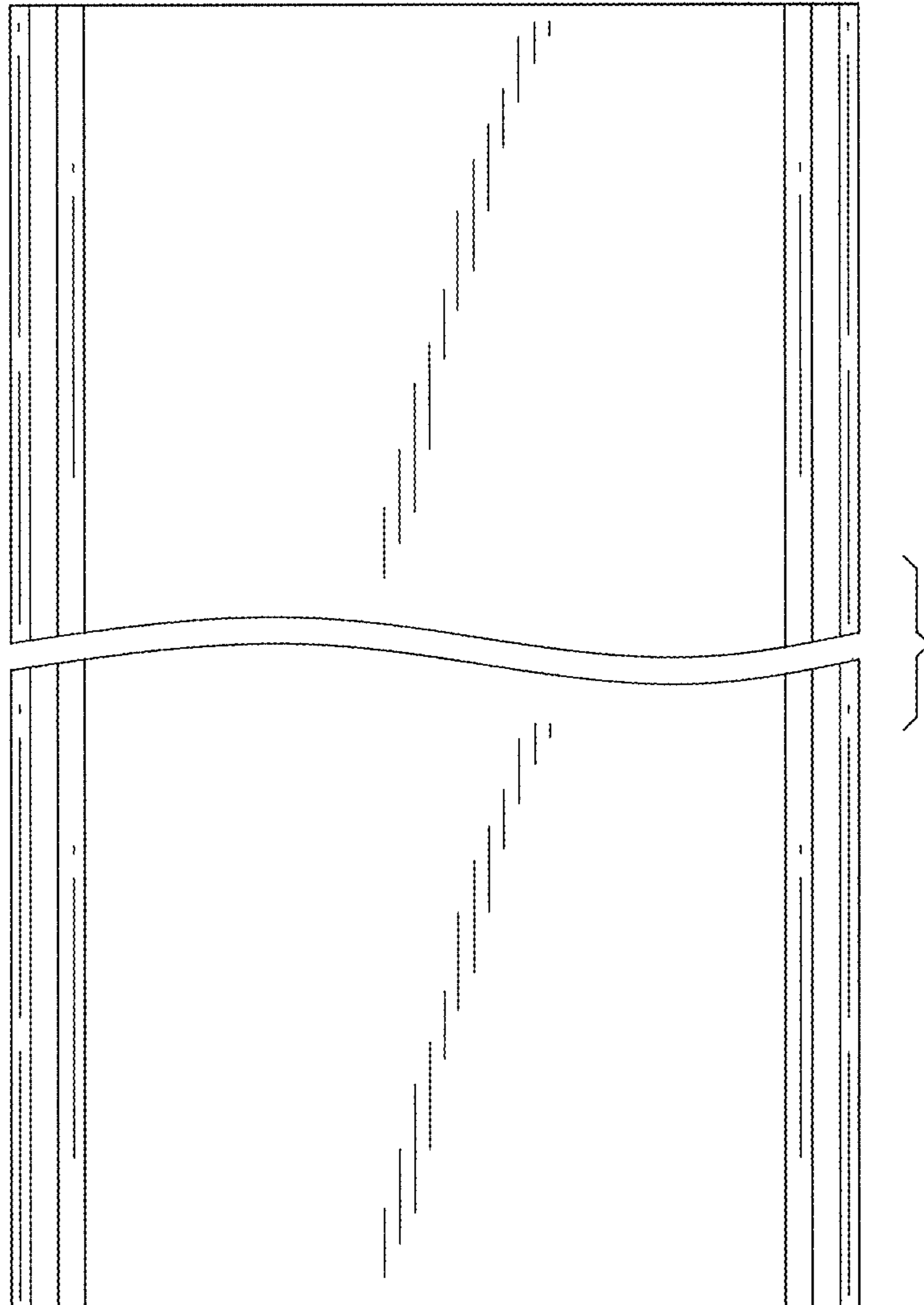


FIG. 6

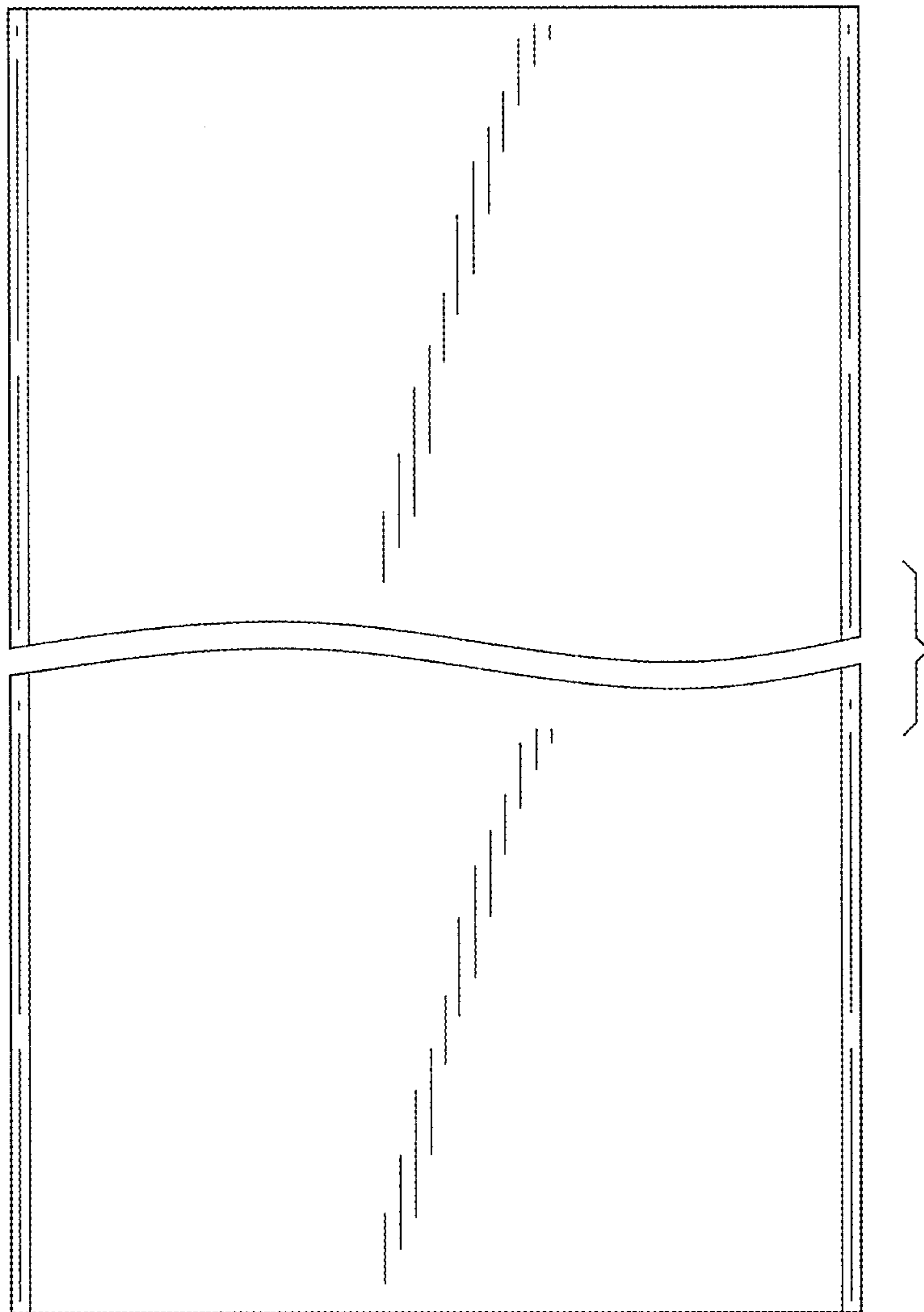


FIG. 7