



US00D871101S

(12) **United States Design Patent** (10) **Patent No.:** **US D871,101 S**
Keizers (45) **Date of Patent:** **** Dec. 31, 2019**

(54) **BOX FOR SANITARY APPLIANCES**

(71) Applicant: **KEIZERSKROON BEHEER BV**,
Losser (NL)

(72) Inventor: **Jurgen Hendrik Peter Jozeph**
Keizers, Losser (NL)

(73) Assignee: **Keizerskroon Beheer BV**, Oldenzaal
(NL)

(**) Term: **15 Years**

(21) Appl. No.: **35/504,427**

(22) Filed: **Jul. 8, 2016**

(80) **Hague Agreement Data**

Int. Filing Date: **Jul. 8, 2016**
Int. Reg. No.: **DM/099499**
Int. Reg. Date: **Jul. 8, 2016**
Int. Reg. Pub. Date: **Feb. 9, 2018**

(30) **Foreign Application Priority Data**

Mar. 4, 2016 (WO) DM/097162

(51) **LOC (12) Cl.** **06-02**

(52) **U.S. Cl.**
USPC **D6/518; D6/520; D6/523; D6/663**

(58) **Field of Classification Search**
USPC D23/223; D6/522-524, 553, 559, 561,
D6/518-520; D9/414, 420, 422, 423,
D9/430, 432

(Continued)

(56) **References Cited**

U.S. PATENT DOCUMENTS

2,738,898 A * 3/1956 Lee A47K 10/32
221/35
D258,403 S * 3/1981 Andersson D6/520

(Continued)

Primary Examiner — Keli L Hill

(74) *Attorney, Agent, or Firm* — Woodard, Emhardt,
Henry, Reeves & Wagner, LLP

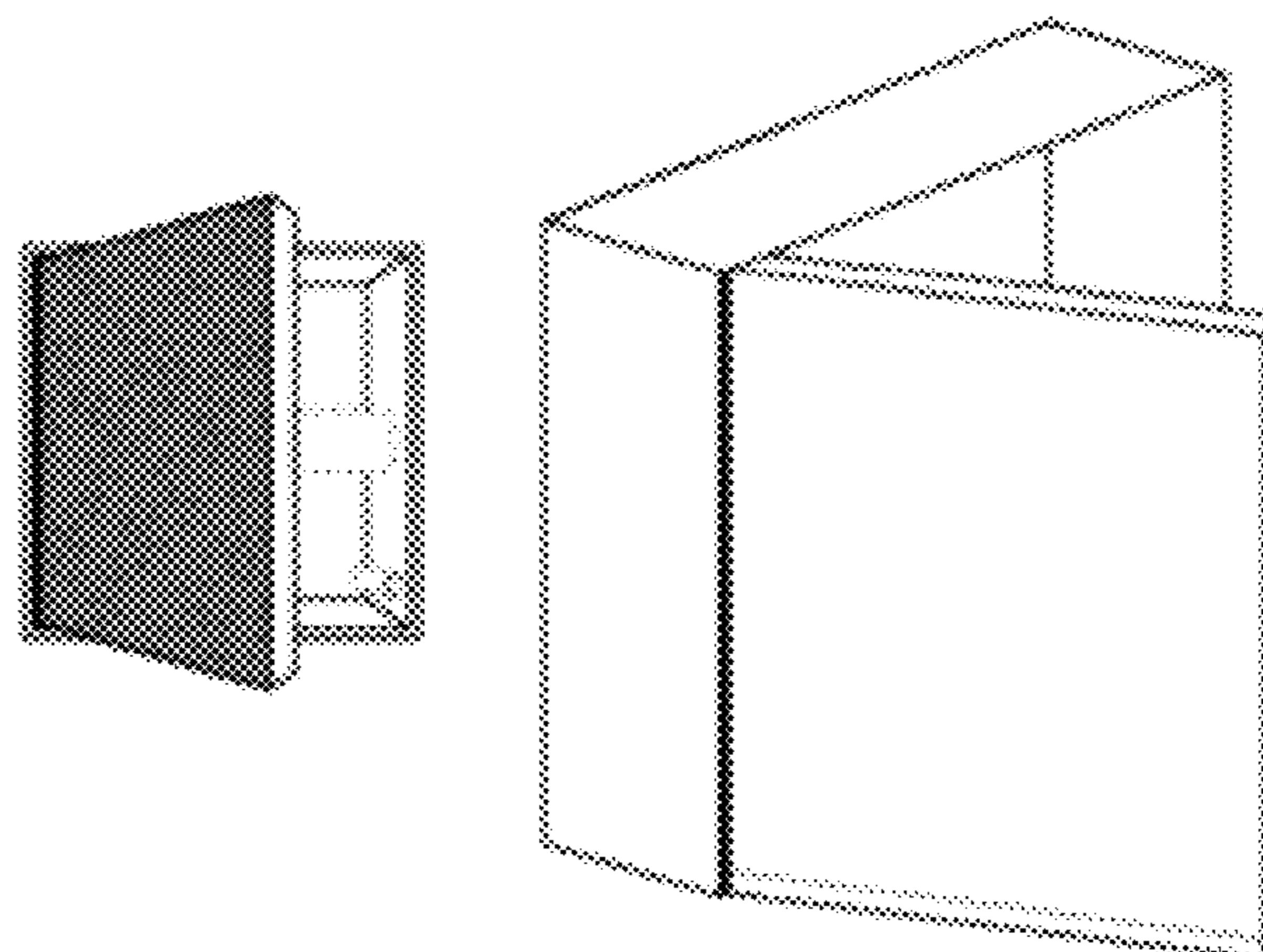
(57) **CLAIM**

The ornamental design for a box for sanitary appliances, as
shown and described.

DESCRIPTION

1.-2. Toilet paper holders
3. Bathroom wall container
4. Toilet brush holder with toilet paper holder
1.1 is a front elevation view of a first embodiment of a box
for sanitary appliances in a closed position, showing my new
design.
1.2 is a front view thereof, shown with part of a tile placed
in the box door.
1.3 is a top, front, left side perspective view thereof, shown
in an open position.
1.4 is a top, front, left side perspective view thereof, shown
in an open position and with part of a tile placed in the box
door.
1.5 is a front elevation view thereof, shown in an open
position.
1.6 is a front elevation view thereof, shown in an open
position and with a tile placed in the box door.
1.7 is a front elevation view thereof, shown in an open
position and in use.
1.8 is a front elevation view thereof, shown installed in a tile
wall with a tile placed in the box door.
1.9 is a front elevation view thereof, shown in an open
position and installed in a tile wall with a tile placed in the
box door.
1.10 is an alternate front elevation view thereof, shown
installed in a tile wall with a tile placed in the box door.
2.1 is a front elevation view of a second embodiment of a
box for sanitary appliances in a closed position.
2.2 is a front view thereof, shown with part of a tile placed
in the box door.
2.3 is a top, front, left side perspective view thereof, shown
in an open position and with part of a tile placed in the box
door.

(Continued)



2.4 is a top, front, left side perspective view thereof, shown in an open position.
 2.5 is a front elevation view thereof, shown in an open position and with a tile placed in the box door.
 2.6 is a front elevation view thereof, shown in an open position.
 2.7 is a front elevation view thereof, shown in an open position and in use.
 2.8 is a front elevation view thereof, shown installed in a tile wall with a tile placed in the box door.
 2.9 is a front elevation view thereof, shown in an open position and installed in a tile wall with a tile placed in the box door.
 2.10 is an alternate front elevation view thereof, shown installed in a tile wall with a tile placed in the box door.
 3.1 is a front elevation view of a third embodiment of a box for sanitary appliances in a closed position.
 3.2 is a top, front, left perspective view thereof, shown in an open position.
 3.3 is a front elevation view thereof, shown with part of a tile placed in the box door.
 3.4 is a top, front, left side perspective view thereof, shown in an open position with part of a tile placed in the box door.
 3.5 is a front elevation view thereof, shown in an open position and in use with a tile placed in the box door.
 3.6 is a front elevation view thereof, shown in an open position.
 3.7 is a front elevation view thereof, shown installed in a tile wall with a tile placed in the box door.
 3.8 is a front elevation view thereof, shown in an open position and installed in a tile wall with a tile placed in the box door.
 4.1 is a front elevation view of a fourth embodiment of a box for sanitary appliances in a closed position.
 4.2 is a top, front, left side perspective view thereof, shown in an open position.
 4.3 is a front elevation view thereof, shown in an open position.
 4.4 is a front elevation view thereof, shown in an open position with a tile placed in the box door.
 4.5 is a front elevation view thereof, shown with part of a tile placed in the box door.
 4.6 is a top, front, left side perspective view thereof, shown in an open position with part of a tile placed in the box door.
 4.7 is a front elevation view thereof, shown in an open position and in use.
 4.8 is a front elevation view thereof, shown in an open position and in a second environment of use.
 4.9 is a front elevation view thereof, is a front elevation view thereof, shown in an open position and in a third environment of use.
 4.10 is a front elevation view thereof, shown in an open position installed in a tile wall with a tile placed in the box door.
 4.11 is a front elevation view thereof, shown installed in a tile wall with a tile placed in the box door.
 Design 1 consists of a box for sanitary appliances which may be placed in the wall of a sanitary room; a tile may be placed in the door of the box; the door can be opened by a push-open facility; when installed and with a closed door, only the narrow outer edges of the front of the box and the door are visible; the tile and part of the tile shown in the

reproductions do not form a part of the design; design 2 consists of a box for sanitary appliances which may be placed in the wall of a sanitary room; a tile may be placed in the door of the box; the door can be opened by a push-open facility; when installed and with a closed door, only the narrow outer edges of the front of the box and the door are visible; the tile and part of the tile shown in the reproductions do not form part of the design; design 3 consists of a box for sanitary appliances which may be placed in the wall of a sanitary room; a tile may be placed in the door of the box; the door can be opened by a push-open facility; when installed and with a closed door, only the narrow outer edges of the front of the box and the door are visible; the bottles, tile and part of the tile shown in the reproductions do not form a part of the design; design 4 consists of a box for sanitary appliances which may be placed in the wall of a sanitary room; a tile may be placed in the door of the box; the door can be opened by a push-open facility; when installed and with a closed door, only the narrow outer edges of the front of the box and the door are visible; The showing of the tile, tile wall, part of a tile, toilet paper rolls, toilet brush holder, trash can and bottles are included for the purpose of illustrating environment of the article and form no part of the claimed design. The dashed broken lines in the drawings form no part of the claim.

1 Claim, 39 Drawing Sheets


(58) **Field of Classification Search**
 CPC B05B 7/0425; E03C 1/08; E03C 1/084;
 E03C 1/086; E03C 2001/026; A47K
 10/32; A47K 2010/324; A47K 2010/326;
 A47K 2010/3233; A47K 2010/3253
 See application file for complete search history.

(56) **References Cited**


U.S. PATENT DOCUMENTS

D304,651	S	*	11/1989	McKee	D6/520
D372,825	S	*	8/1996	Hood	D6/559
D374,364	S	*	10/1996	Morris	D6/559
D421,685	S	*	3/2000	Carrabba	D6/663
D427,454	S	*	7/2000	Munch	D13/184
D441,568	S	*	5/2001	Masara	D6/671
D471,377	S	*	3/2003	Gledhill	D6/663
D474,625	S	*	5/2003	Chen	D6/663
D508,354	S	*	8/2005	D'Agostino	D6/520
D508,793	S	*	8/2005	Walker	D6/520
D511,429	S	*	11/2005	Lor	D6/520
D522,269	S	*	6/2006	Walker	D6/663
D547,983	S	*	8/2007	Jackson, III	D6/520
D553,403	S	*	10/2007	Williams	D6/520
D623,433	S	*	9/2010	Richardson	D6/663
D656,050	S	*	3/2012	Botelho	D10/106.95
D658,413	S	*	5/2012	Renzelman	D6/520
D658,914	S	*	5/2012	Rich	D6/518
D672,574	S	*	12/2012	Wilson, Jr.	D6/663
D679,125	S	*	4/2013	Livernois	D6/663
D727,056	S	*	4/2015	Frankel	D6/518
D802,169	S	*	11/2017	Lee	D25/138
2003/0127554	A1	*	7/2003	Ozimec	A47K 10/3809 242/590
2017/0354984	A1	*	12/2017	Beal	B05B 12/122

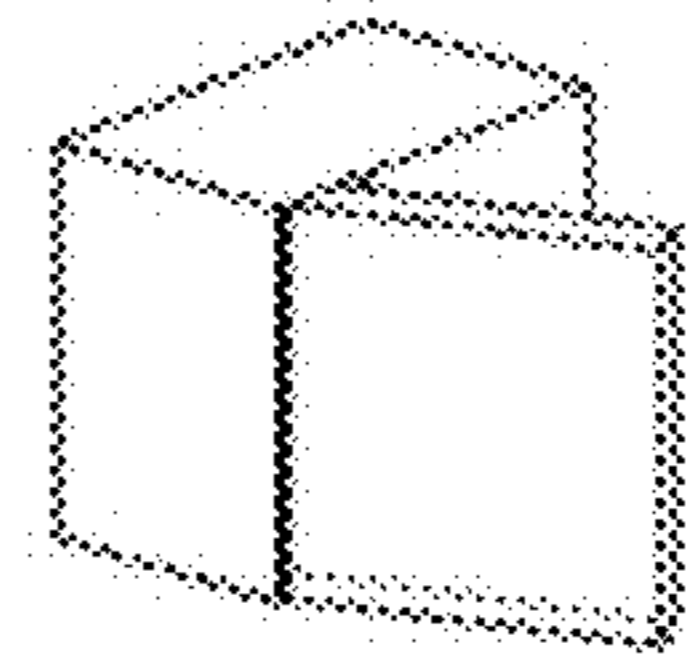
* cited by examiner



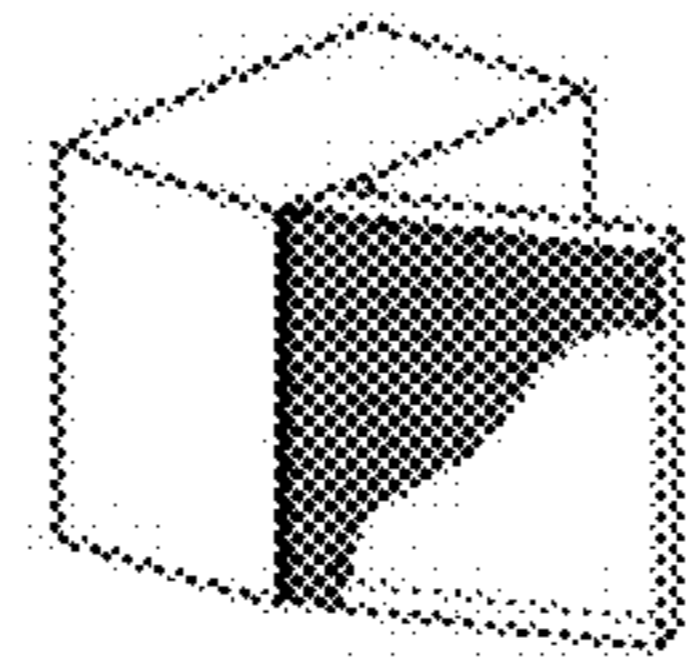
1.1



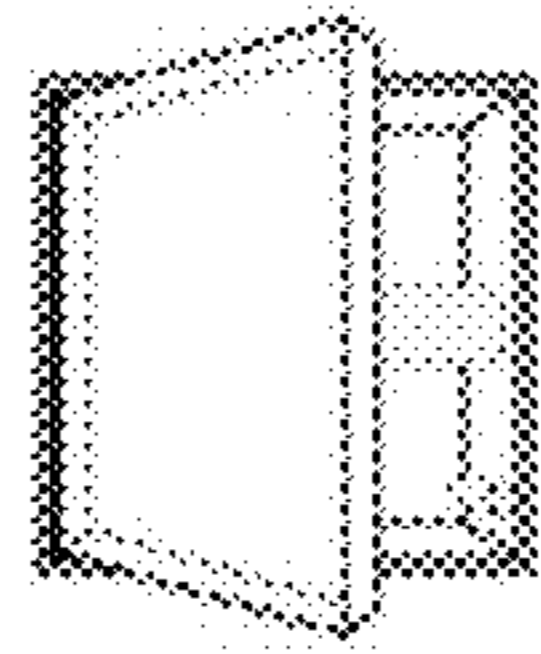
1.2




1.3




1.4




1.5




1.6




1.7




1.8




1.9



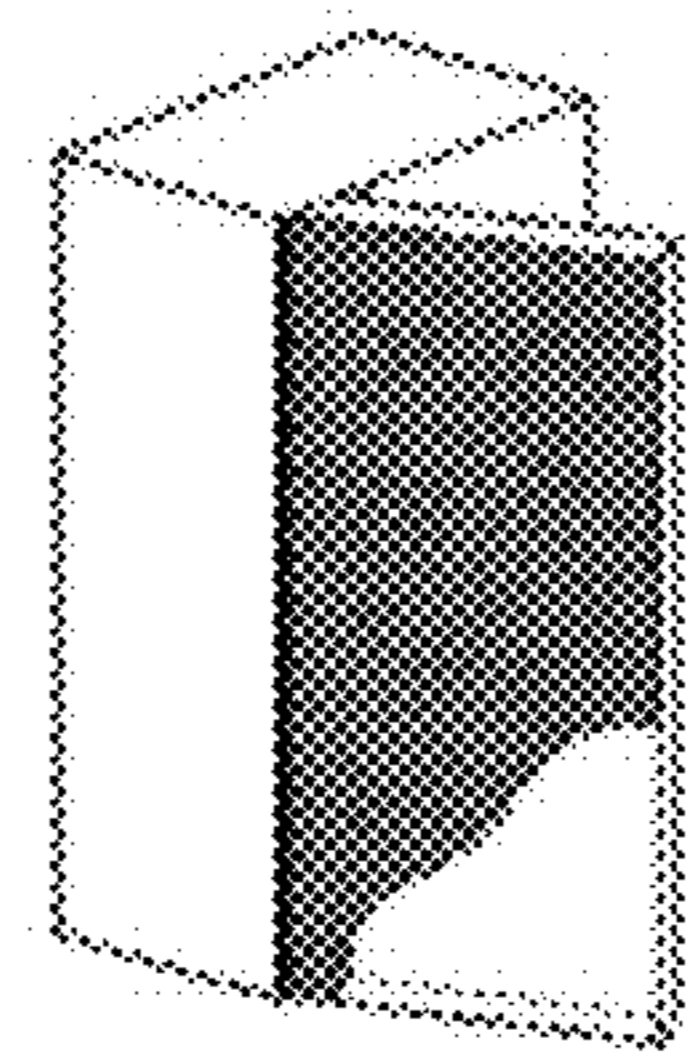
1.10



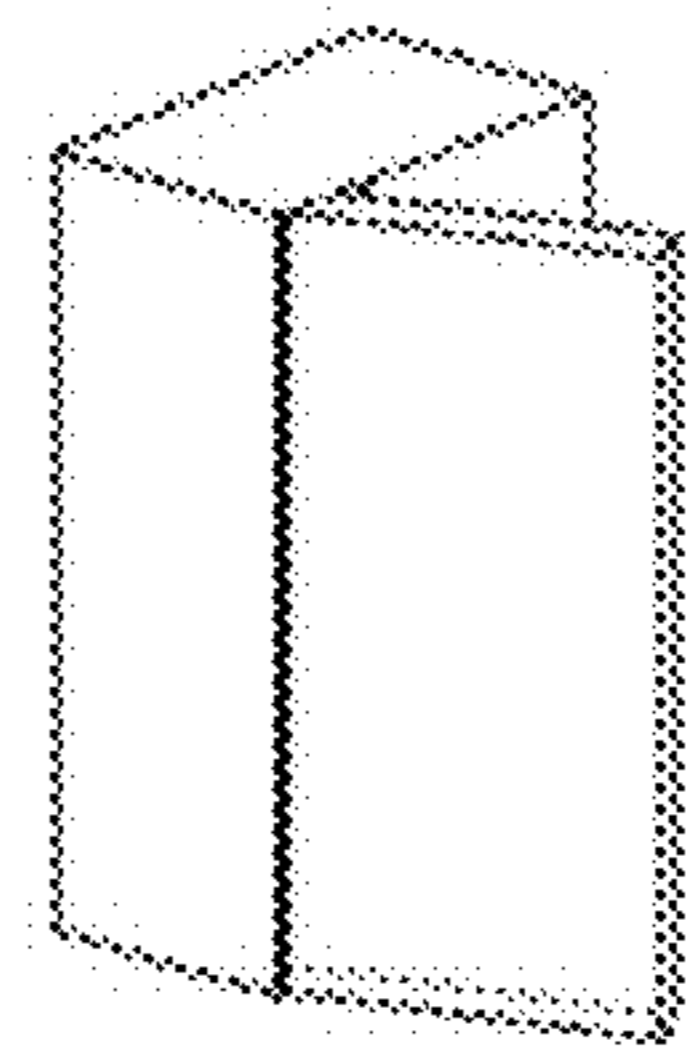
2.1




2.2




2.3



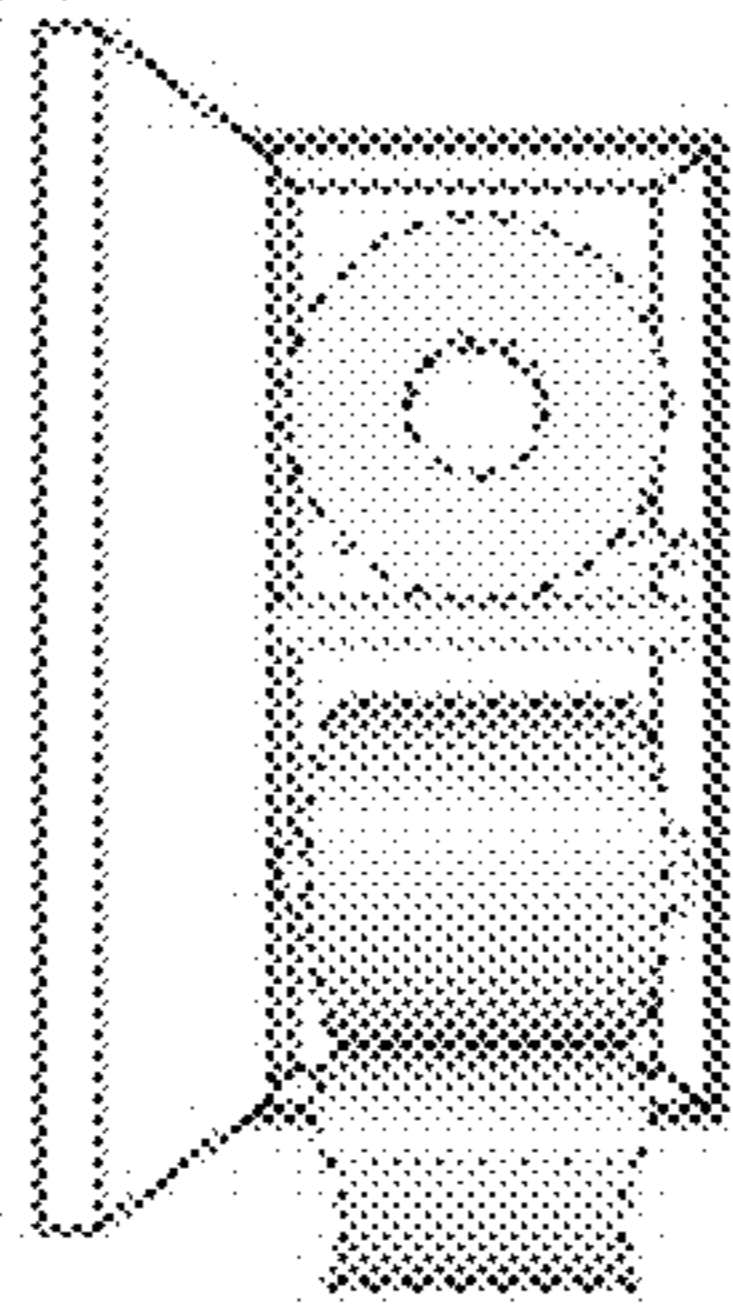
2.4



2.5




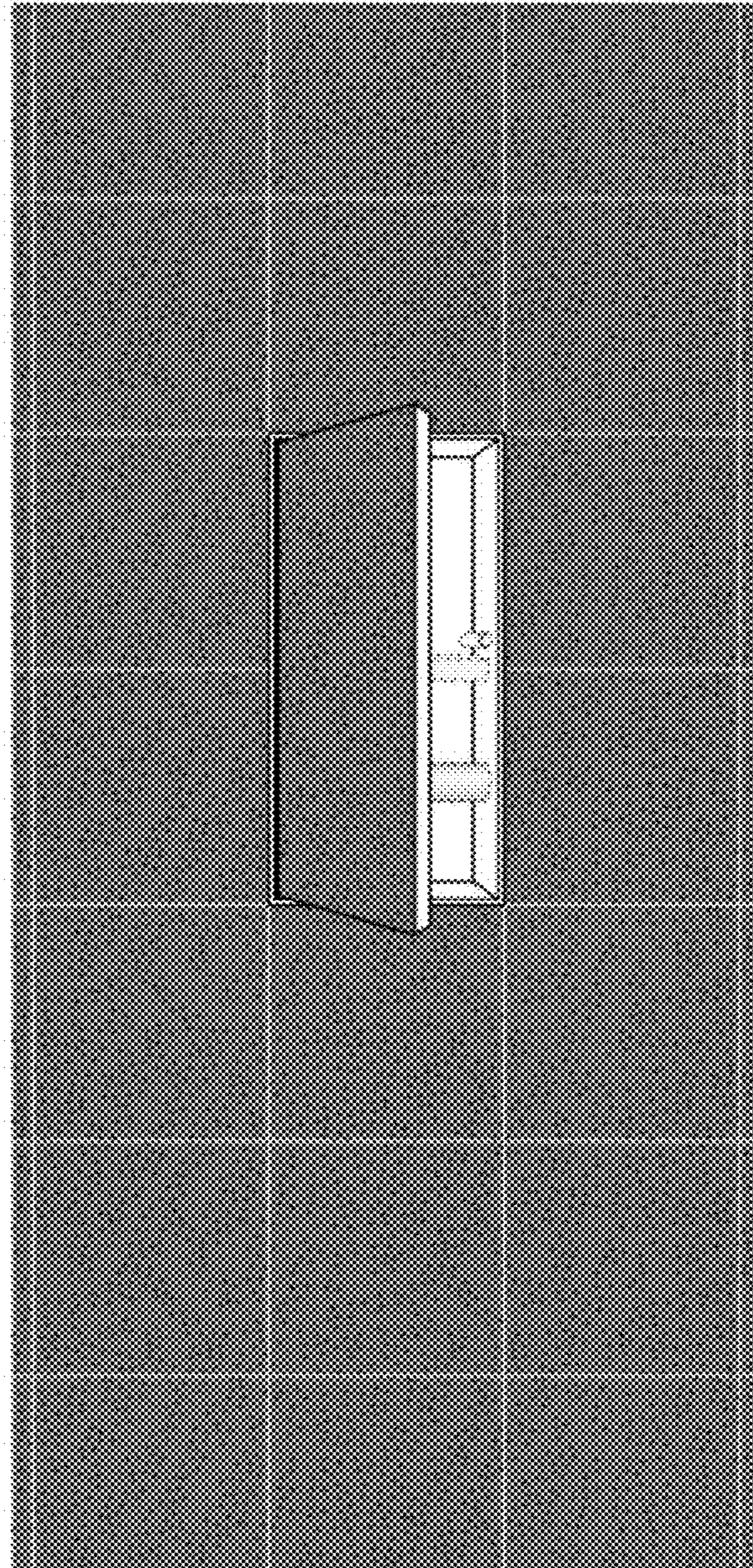
2.6




2.7

2.8






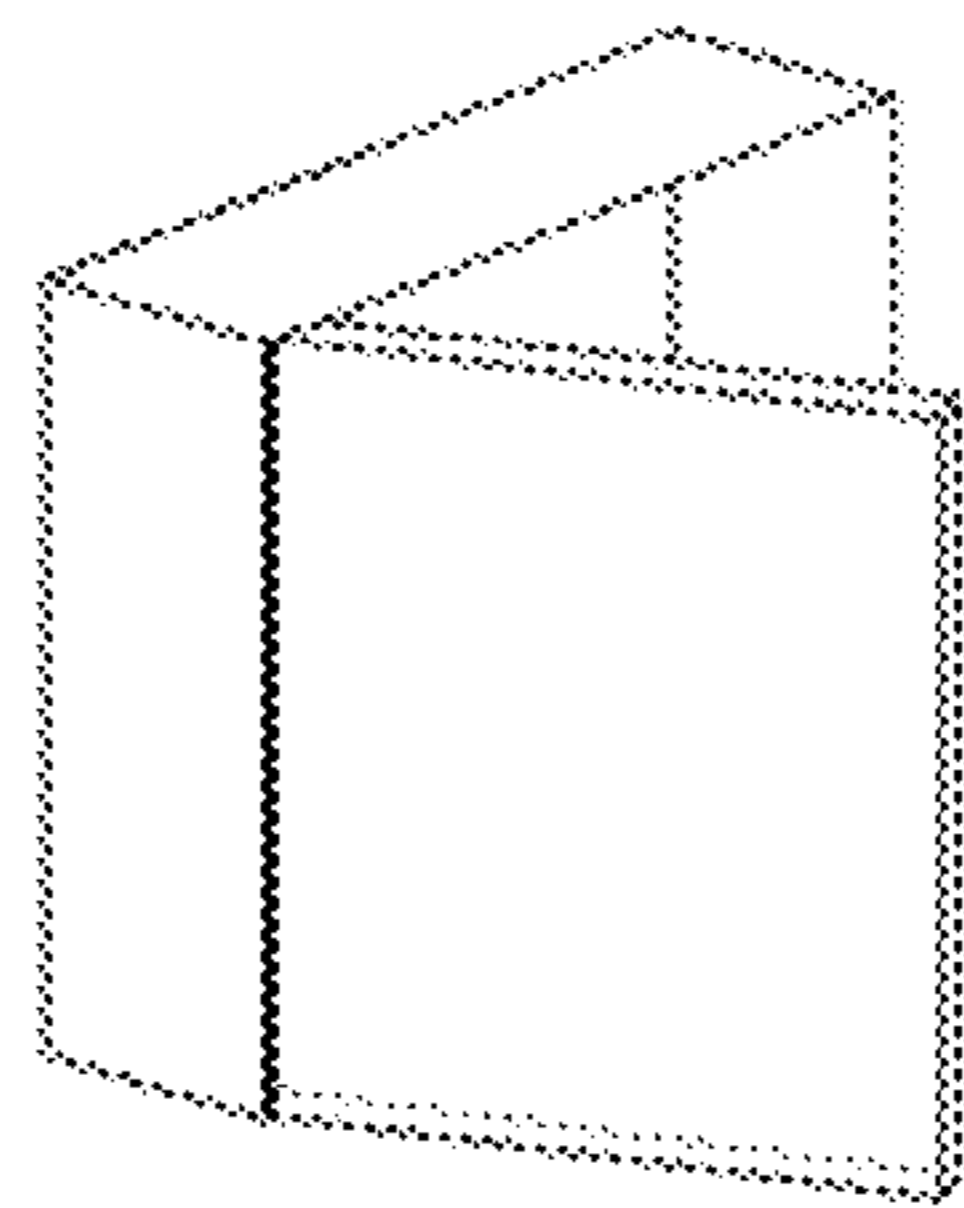
2.9




2.10



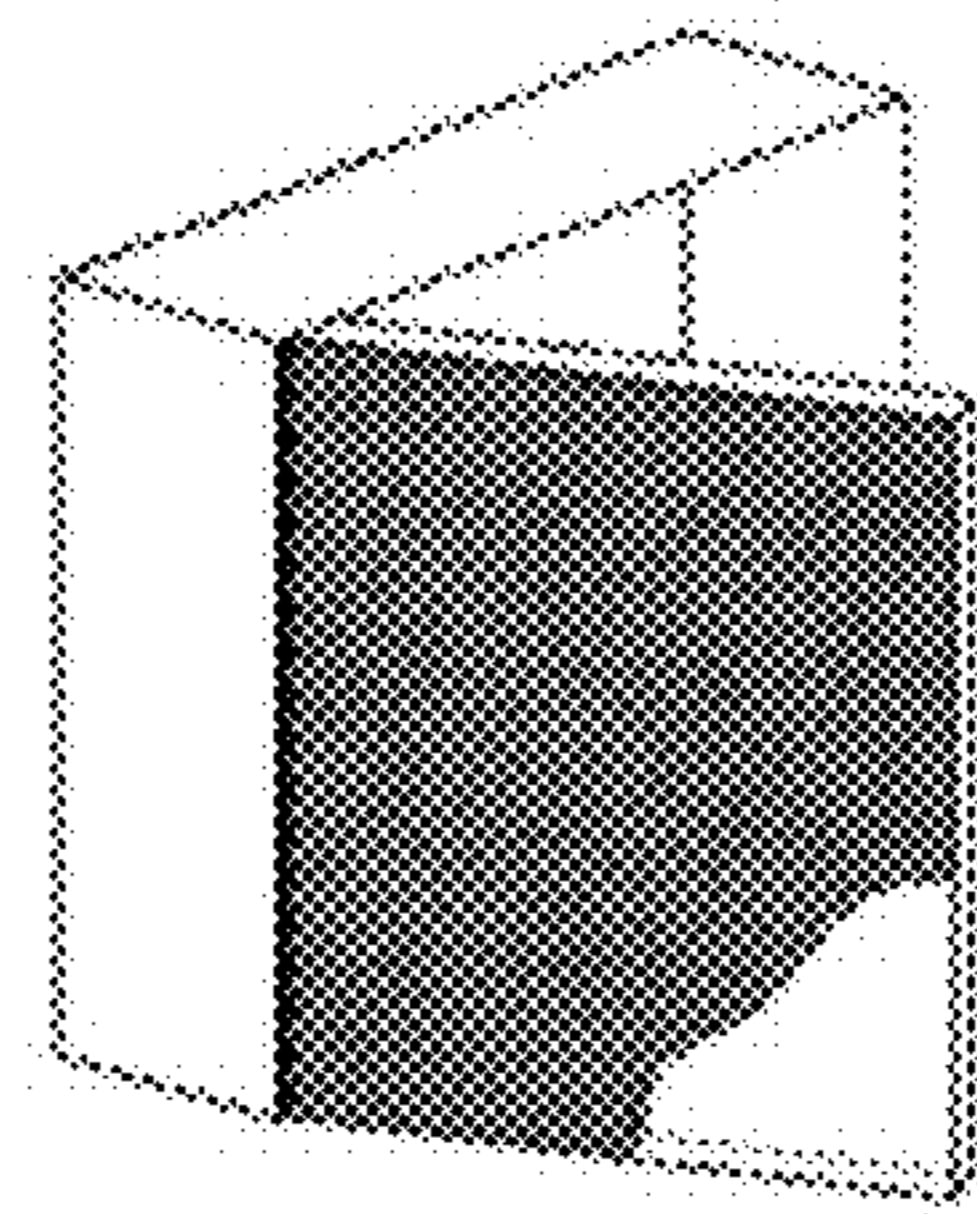
3.1




3.2



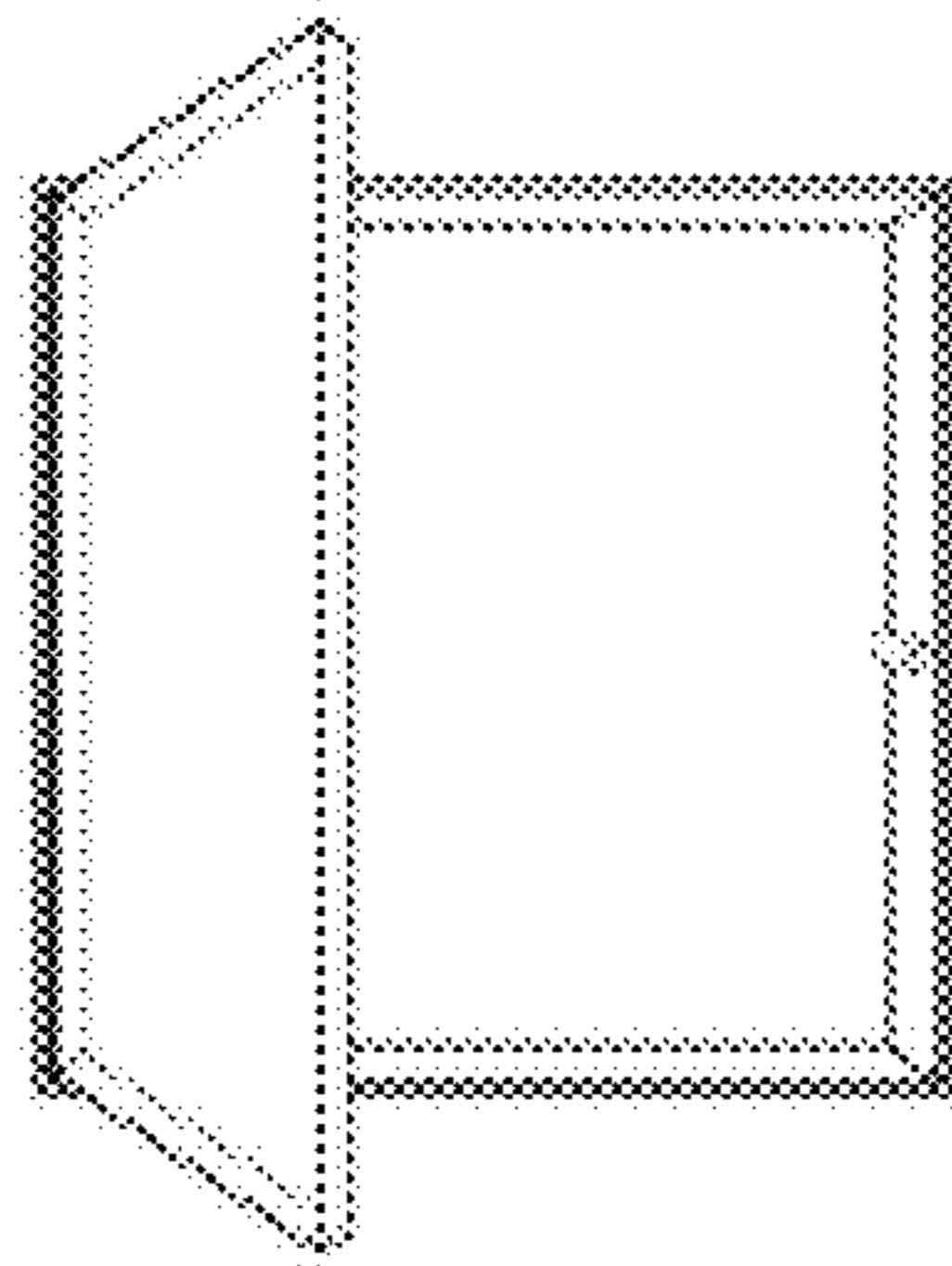
3.3




3.4



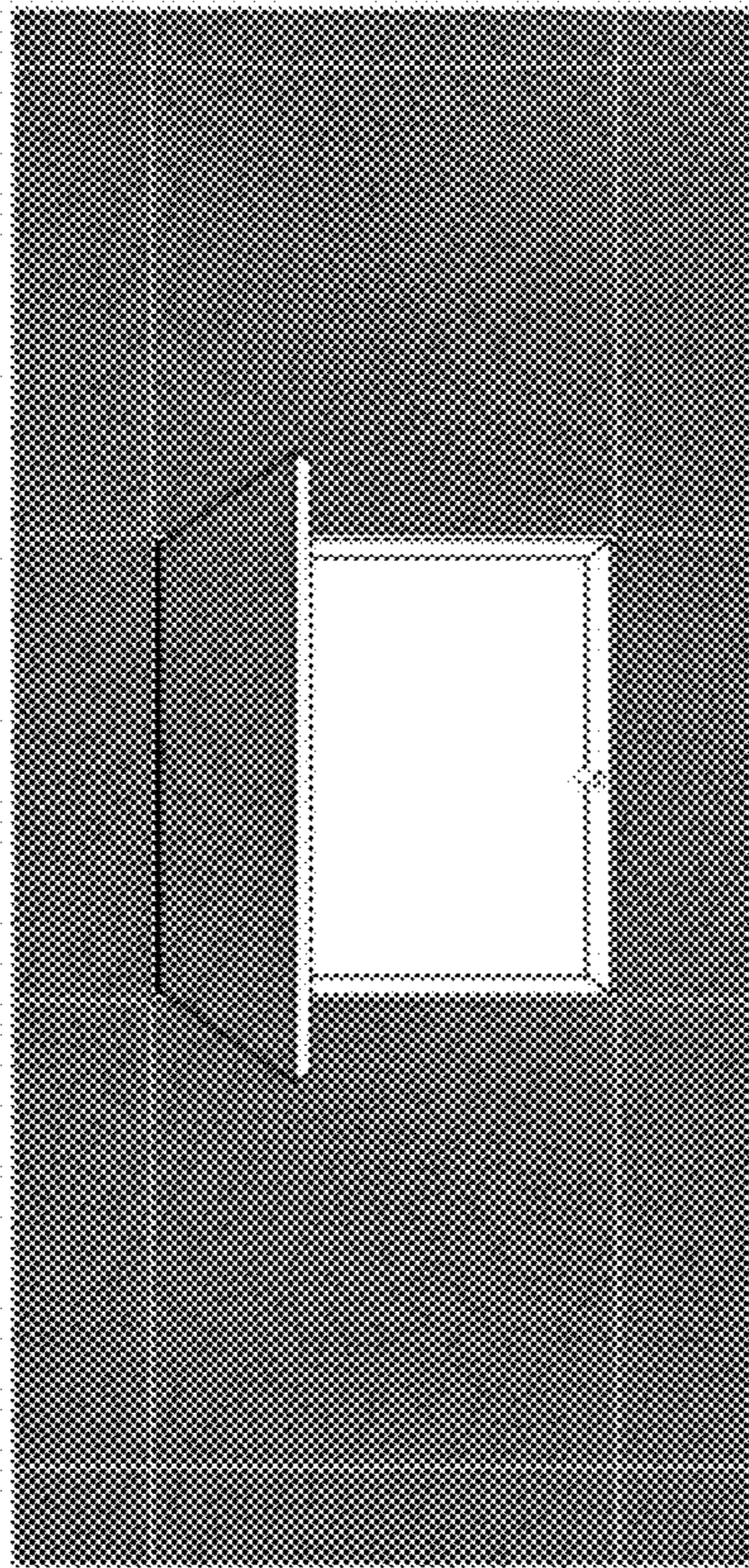
3.5




3.6




3.7




3.8




4.1




4.2




4.3




4.4




4.5



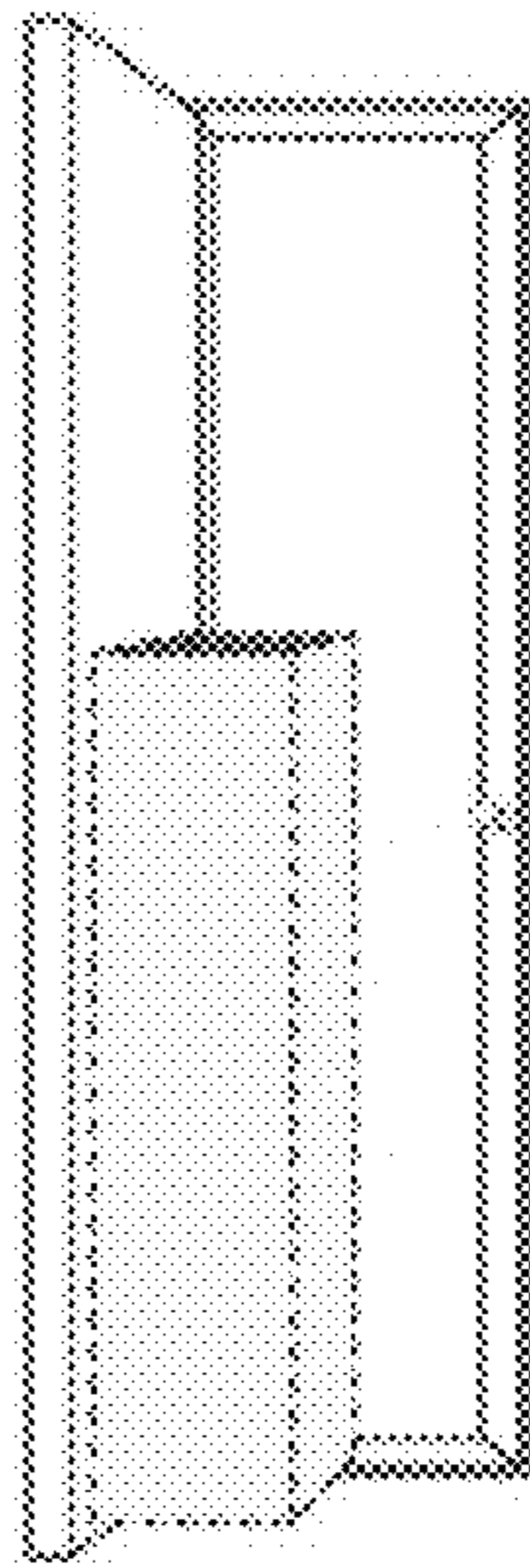
4.6



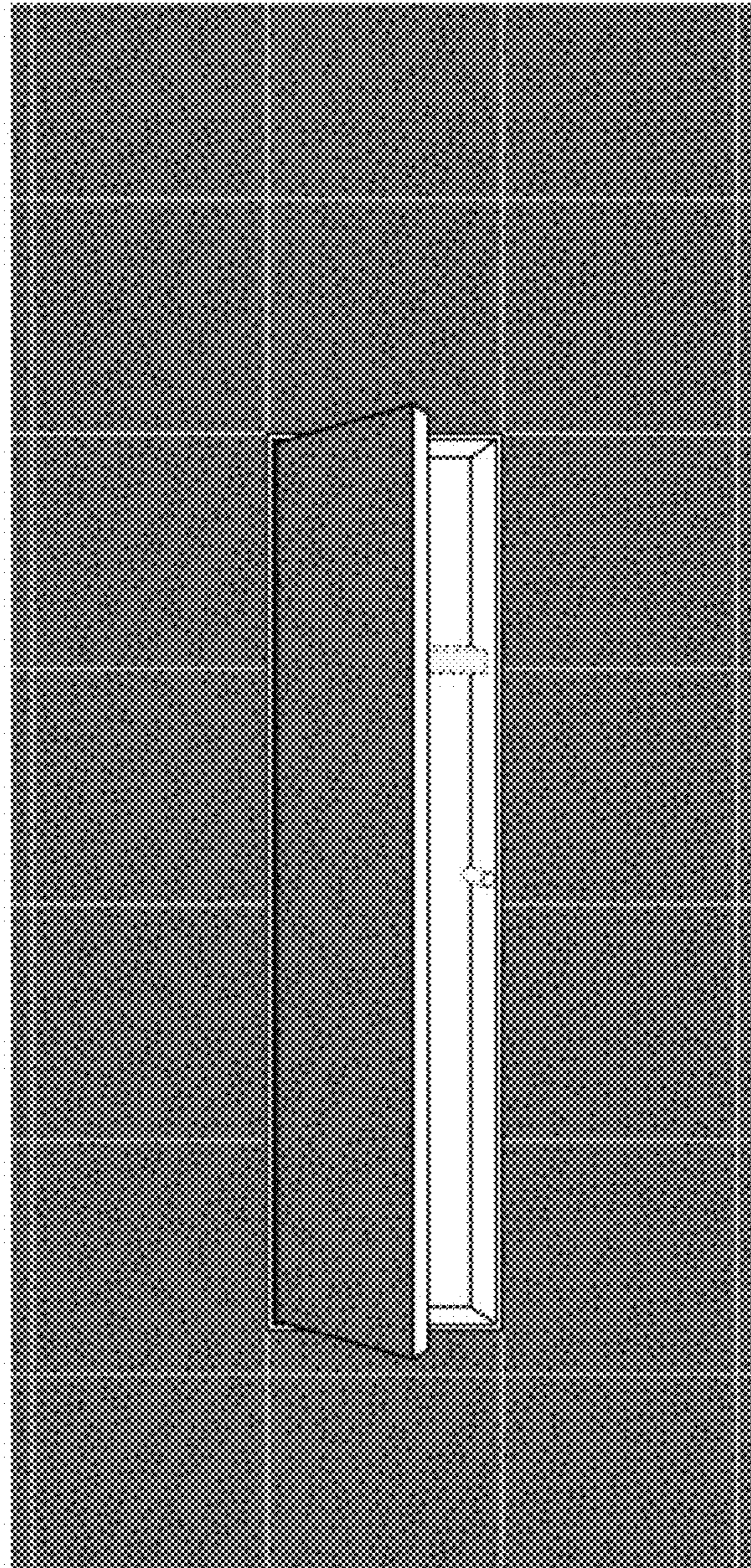
4.7




4.8



4.9



4.10



4.11

UNITED STATES PATENT AND TRADEMARK OFFICE
CERTIFICATE OF CORRECTION

PATENT NO. : D871,101 S
APPLICATION NO. : 35/504427
DATED : December 31, 2019
INVENTOR(S) : Hendrik Peter Joseph Keizers

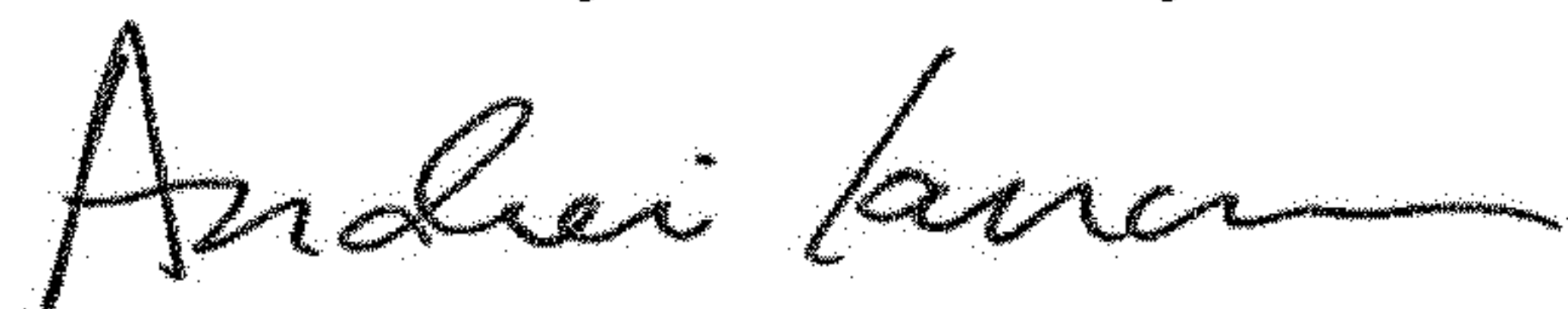
Page 1 of 1

It is certified that error appears in the above-identified patent and that said Letters Patent is hereby corrected as shown below:

On the Title Page

At item (72), please change the inventor's name to:
Jurgen Hendrik Peter Joseph Keizers

Signed and Sealed this
Fourth Day of February, 2020



Andrei Iancu
Director of the United States Patent and Trademark Office