

US00D871095S

(12) **United States Design Patent**
Lucidi et al.

(10) **Patent No.:** **US D871,095 S**

(45) **Date of Patent:** **** Dec. 31, 2019**

(54) **CHAIR**

(71) Applicant: **EMU Group S.p.A**, Marsciano
(Perugia) (IT)

(72) Inventors: **Paolo Lucidi**, Palmanova (IT); **Luca Pevere**, Palmanova (IT)

(**) Term: **15 Years**

(21) Appl. No.: **29/667,915**

(22) Filed: **Oct. 25, 2018**

(30) **Foreign Application Priority Data**

May 3, 2018 (EM) 005257532-0001

(51) **LOC (12) Cl.** **06-01**

(52) **U.S. Cl.**
USPC **D6/373**

(58) **Field of Classification Search**
USPC D6/334, 335, 349, 370-376, 379, 380
CPC A47C 1/00; A47C 3/00; A47C 3/04; A47C
3/12; A47C 5/04; A47C 5/14; A47C 7/02;
A47C 7/16; A47C 7/18; A47C 7/24;
A47C 7/36; A47C 7/40

See application file for complete search history.

(56) **References Cited**

U.S. PATENT DOCUMENTS

D91,667 S * 3/1934 Larsen D6/370
D239,746 S * 5/1976 Narduzzi D6/368
D296,628 S * 7/1988 Glass D6/348
D334,297 S * 3/1993 Rehmert D6/370
D339,005 S * 9/1993 Grosfillex D6/370
D340,588 S * 10/1993 Lee D6/370

D340,592 S * 10/1993 Hess D6/370
D342,167 S * 12/1993 Hess D6/370
D355,984 S * 3/1995 Geier D6/370
D707,053 S * 6/2014 Radice D6/375
D733,450 S * 7/2015 Gaston D6/370
D843,762 S * 3/2019 Ziliani D6/716
2009/0140568 A1 * 6/2009 Chan A47C 7/024
297/452.11

OTHER PUBLICATIONS

Emu. <https://www.emu.it/en/p/armchair-garden-outside-steel-riviera/>. "Riviera, Armchair". Date unknown: Viewed Aug. 2019 (Year: 2019).*

Remaxdivine.com. <http://remaxdivine.com/metal-bar-chairs/>. Metal Bar Chairs. Date unknown: Viewed Aug. 2019 (Year: 2019).*

iMeshH. <https://imeshh.com/product/wire-thin-frame-chair/>. 1Token (Wire Frame Chair). Date Unknown: Viewed Aug. 2019 (Year: 2019).*

* cited by examiner

Primary Examiner — R. Johnson

(74) *Attorney, Agent, or Firm* — Themis Law

(57) **CLAIM**

The ornamental design for a chair, as shown and described.

DESCRIPTION

FIG. 1 is a perspective view of a chair showing our new design;

FIG. 2 is a front elevational view thereof;

FIG. 3 is a rear elevational view thereof;

FIG. 4 is a left side elevational view thereof, the right side being a mirror image;

FIG. 5 is a top view thereof; and,

FIG. 6 is a bottom view thereof.

1 Claim, 6 Drawing Sheets






FIG. 1



FIG. 2




FIG. 3



FIG. 4



FIG. 5

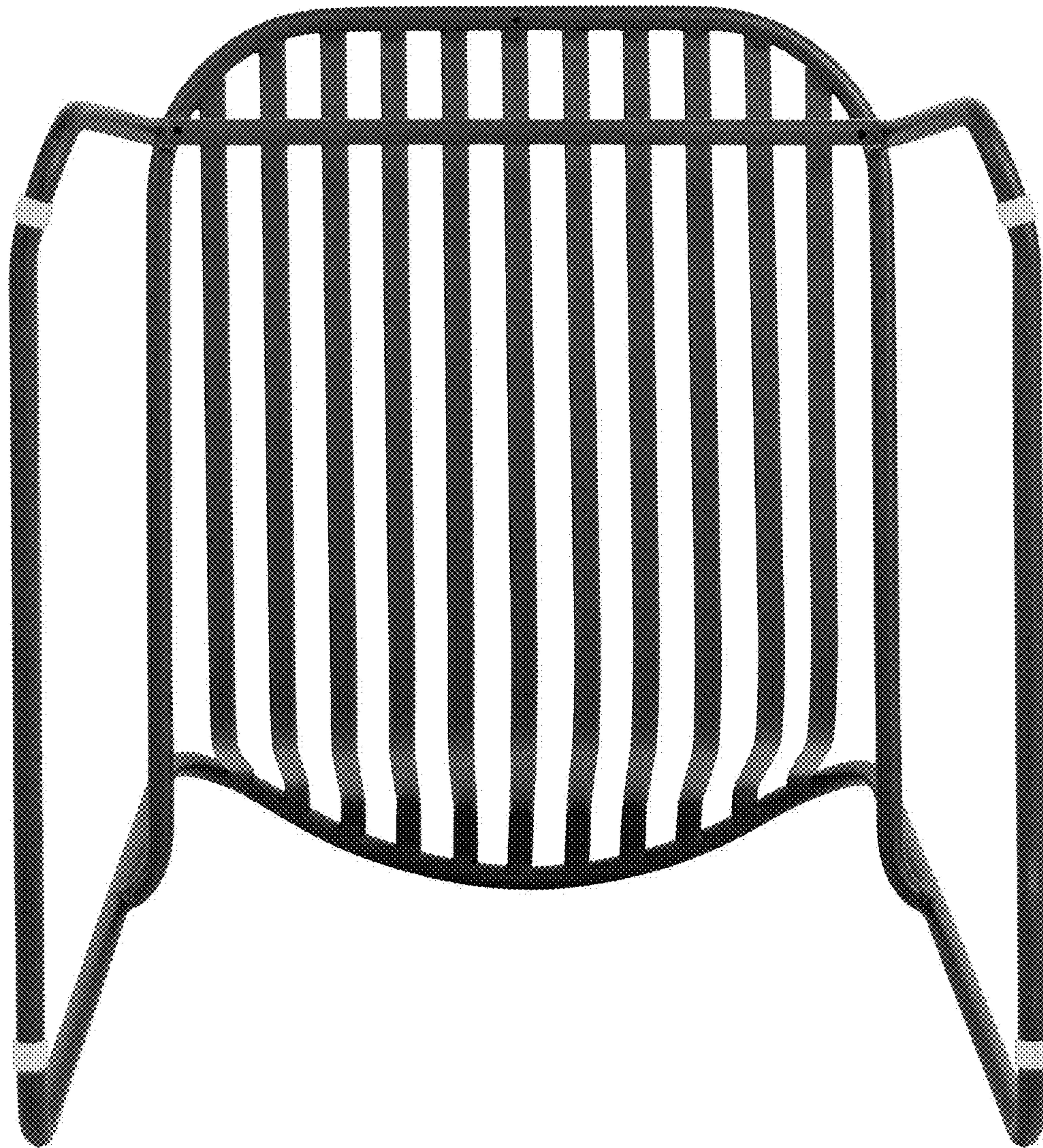


FIG. 6