



US00D871084S

(12) **United States Design Patent** (10) **Patent No.:** **US D871,084 S**  
**Pestl et al.** (45) **Date of Patent:** **\*\* Dec. 31, 2019**

(54) **MIRROR**  
(71) Applicant: **Forever Gifts, Inc.**, Arlington, TX (US)  
(72) Inventors: **Marcus Pestl**, Dallas, TX (US);  
**Hendra Wijaya**, Arlington, TX (US)  
(73) Assignee: **Forever Gifts, Inc.**, Arlington, TX (US)  
(\*\*) Term: **15 Years**  
(21) Appl. No.: **29/697,056**  
(22) Filed: **Jul. 3, 2019**  
(51) **LOC (12) Cl.** ..... **06-06**  
(52) **U.S. Cl.**  
USPC ..... **D6/309**  
(58) **Field of Classification Search**  
USPC ..... D6/300-314  
CPC ..... A47G 1/02; A45D 42/10  
See application file for complete search history.

D727,630 S \* 4/2015 Zadro ..... D6/310  
D729,525 S \* 5/2015 Tsai ..... D6/300  
D736,001 S \* 8/2015 Yang ..... D6/309  
D737,060 S 8/2015 Yang et al.  
D779,836 S 2/2017 Bailey  
D793,099 S 8/2017 Bailey  
D830,706 S 10/2018 Pitot  
D840,699 S \* 2/2019 Xie ..... D6/309  
D845,652 S \* 4/2019 Yang ..... D6/309  
D846,288 S 4/2019 Yang et al.  
D850,125 S \* 6/2019 Wang ..... D6/309

\* cited by examiner

*Primary Examiner* — Deanna L Pratt  
(74) *Attorney, Agent, or Firm* — Kirby Drake

(57) **CLAIM**

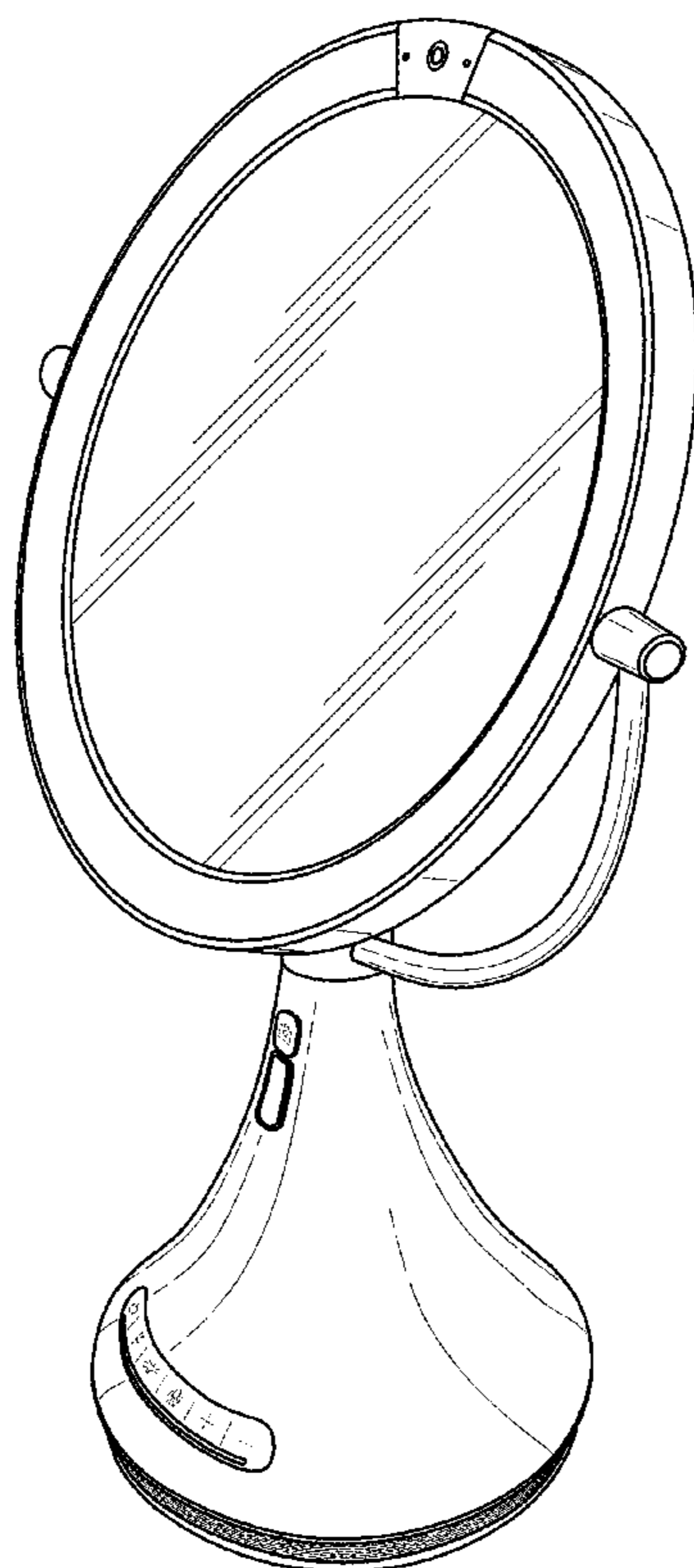
The ornamental design for a mirror, as shown and described.

**DESCRIPTION**

FIG. 1 is a perspective view of a mirror of the present disclosure;  
FIG. 2 is a front view thereof;  
FIG. 3 is a rear view thereof;  
FIG. 4 is a side view thereof;  
FIG. 5 is another side view thereof;  
FIG. 6 is a top view thereof; and,  
FIG. 7 is a bottom view thereof.  
The broken lines in the figures illustrate the portions of the mirror that form no part of the claimed design.

**1 Claim, 7 Drawing Sheets**

(56) **References Cited**  
U.S. PATENT DOCUMENTS  
D454,701 S \* 3/2002 Eric ..... D6/308  
D509,369 S 9/2005 Snell  
D547,555 S \* 7/2007 Lo ..... D6/312  
D649,790 S \* 12/2011 Pitot ..... D6/309  
D652,220 S 1/2012 Pitot  
D657,576 S 4/2012 Pitot  
D699,448 S 2/2014 Yang et al.  
D699,952 S \* 2/2014 Yang ..... D6/309  
D707,454 S 6/2014 Pitot



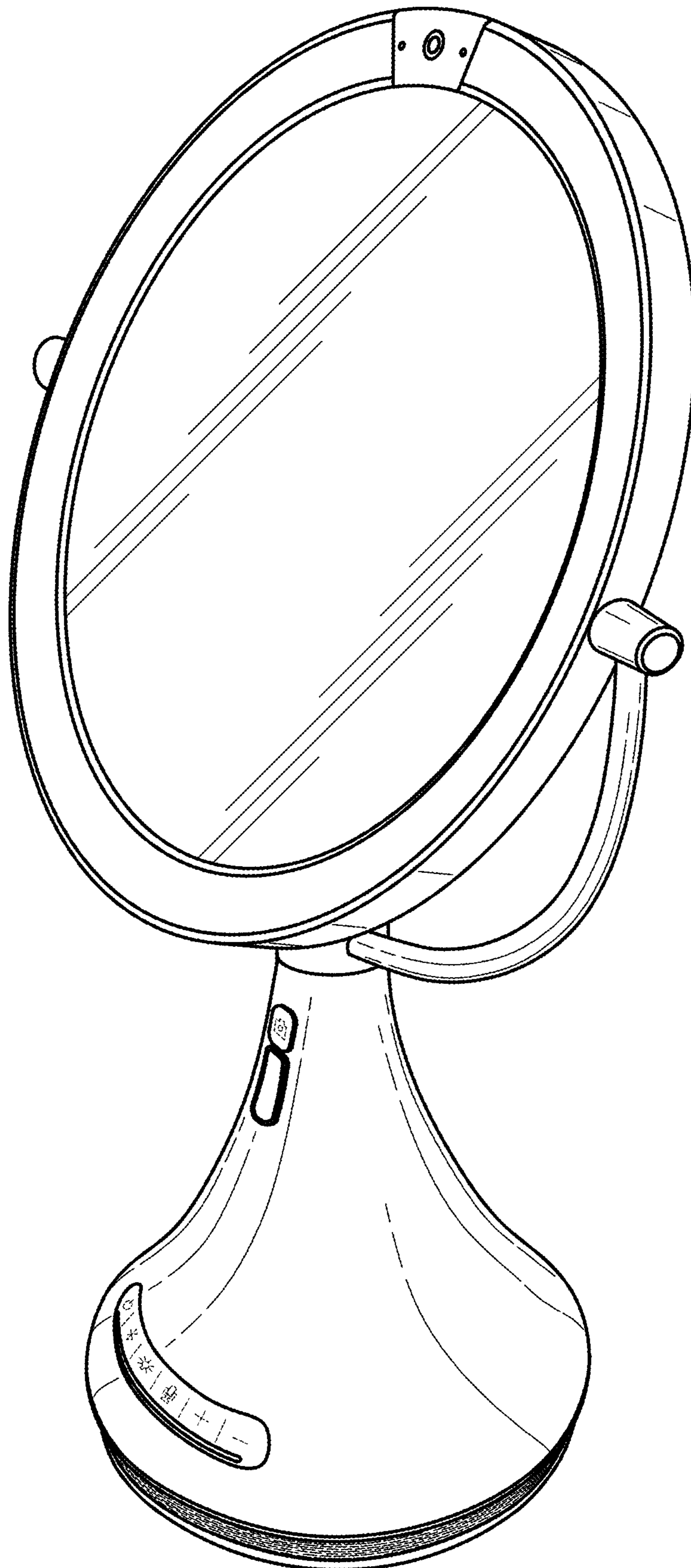


FIG. 1




FIG. 2






FIG. 3

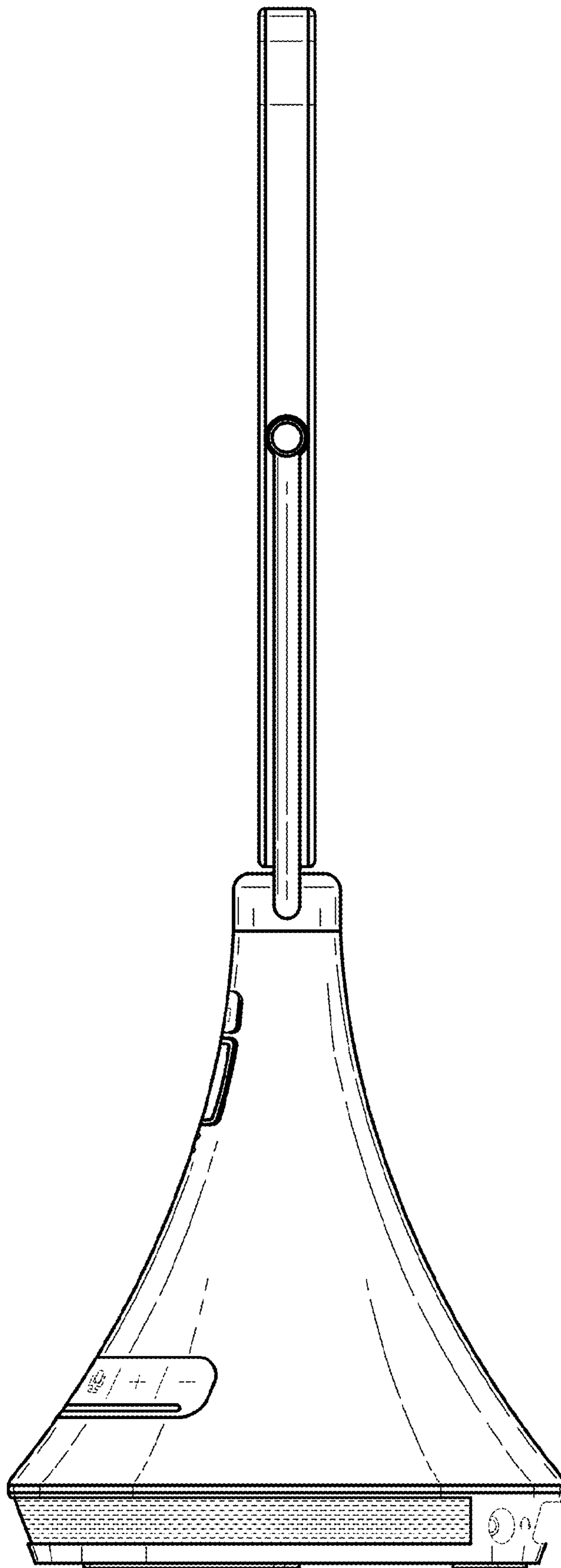


FIG. 4

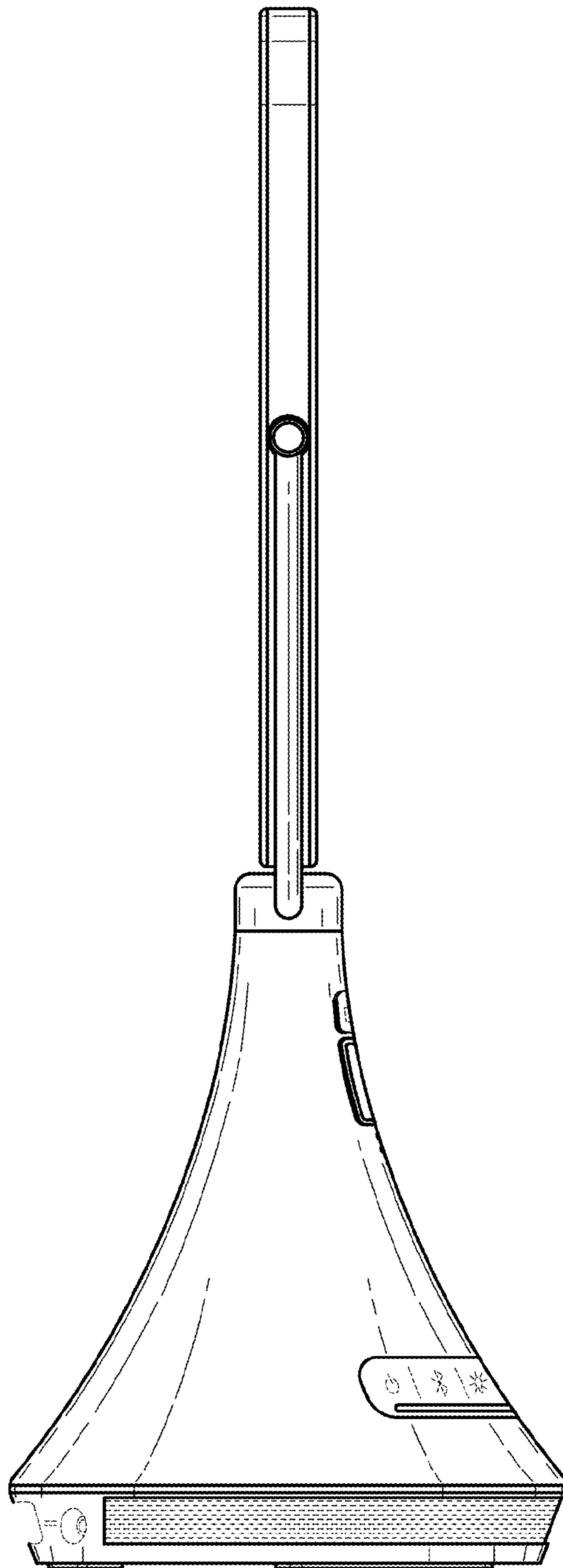


FIG. 5

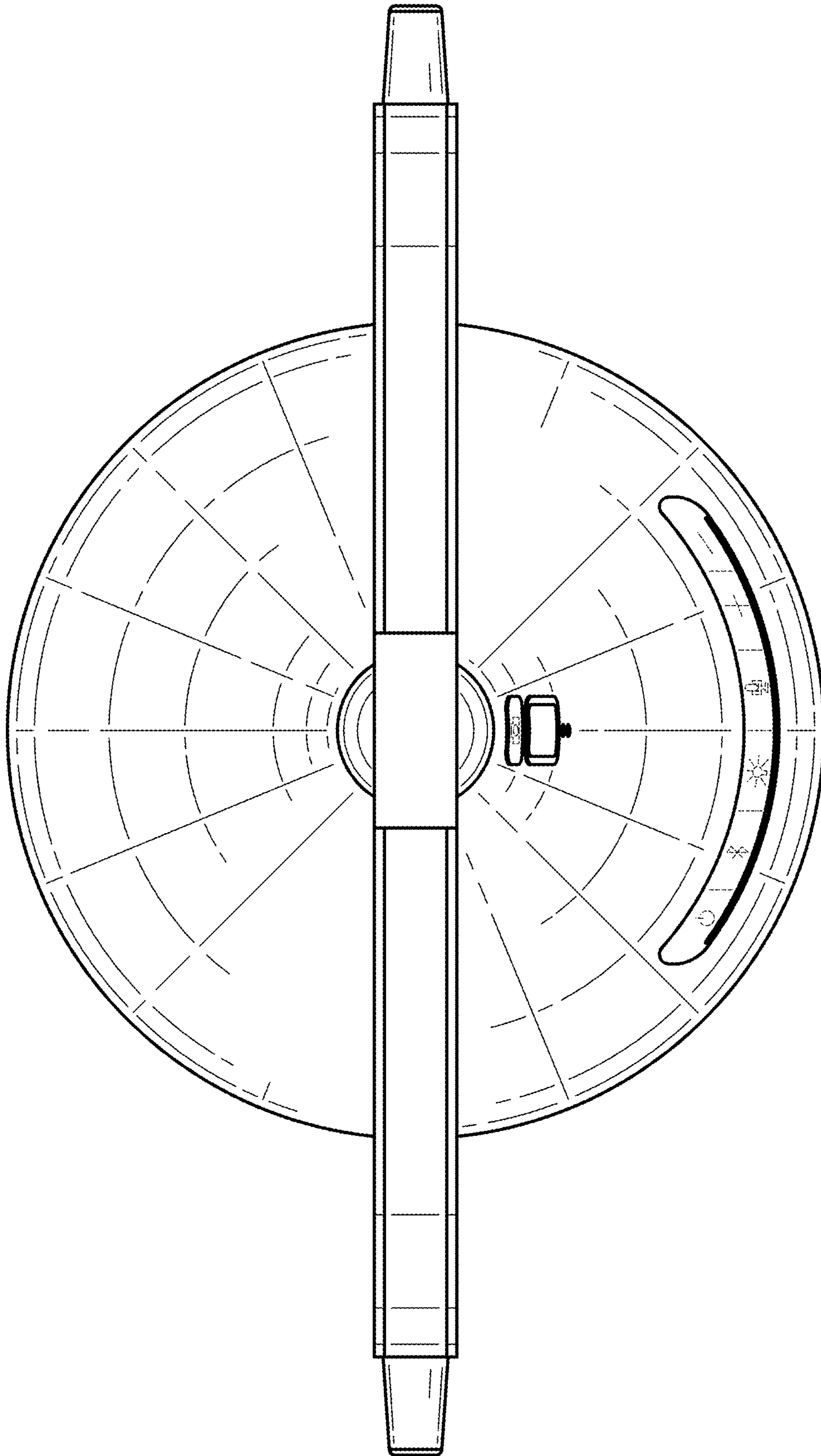


FIG. 6

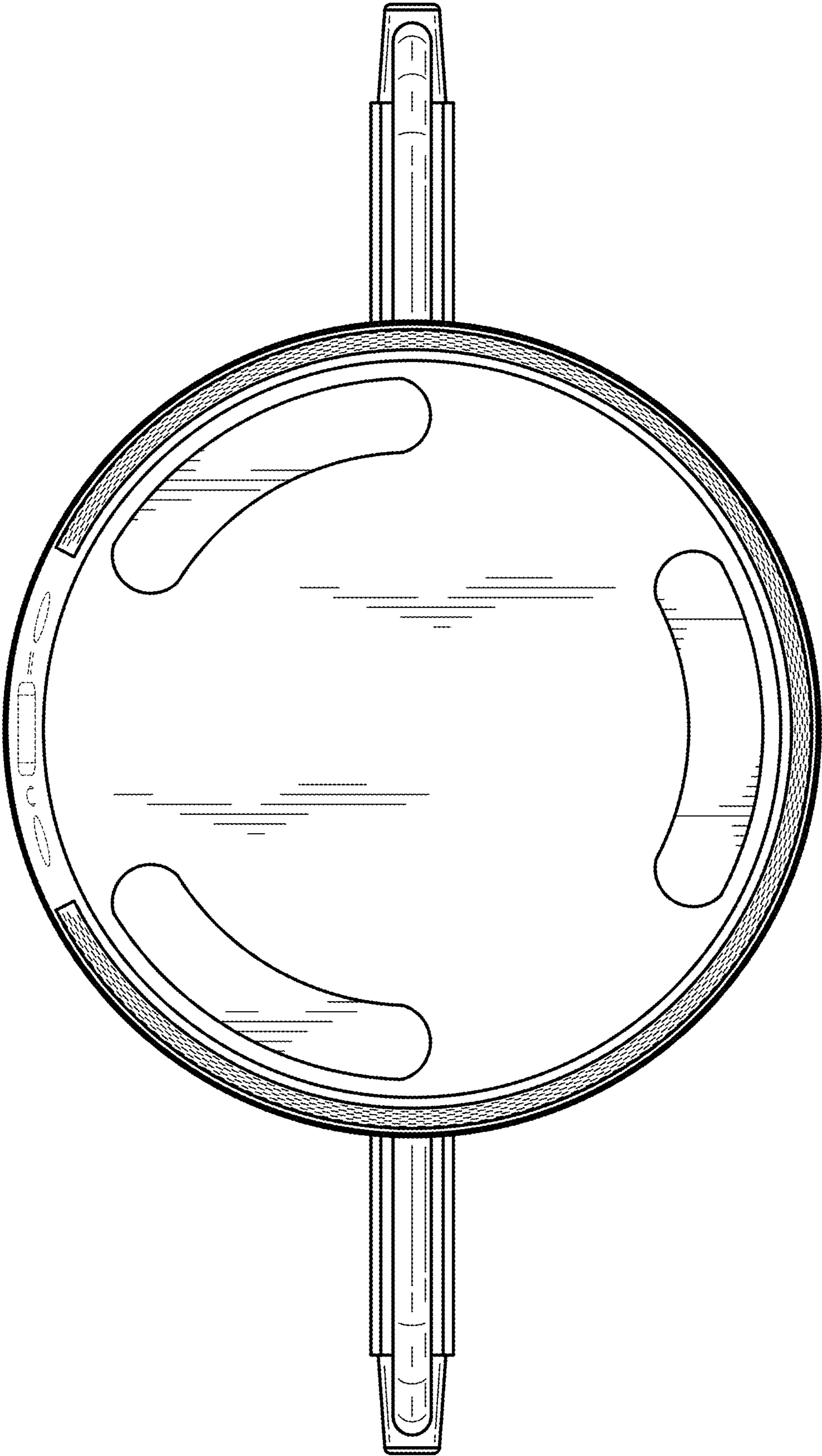


FIG. 7