



US00D871047S

(12) **United States Design Patent** (10) **Patent No.:** **US D871,047 S**
Taylor (45) **Date of Patent:** **** Dec. 31, 2019**

(54) **SHOE**
(71) Applicant: **NIKE, Inc.**, Beaverton, OR (US)
(72) Inventor: **Justin R. Taylor**, Portland, OR (US)
(73) Assignee: **NIKE, Inc.**, Beaverton, OR (US)
(**) Term: **15 Years**
(21) Appl. No.: **29/661,769**
(22) Filed: **Aug. 30, 2018**
(51) **LOC (12) Cl.** **02-04**
(52) **U.S. Cl.**
USPC **D2/972**; D2/946
(58) **Field of Classification Search**
USPC D2/896-900, 909-912, 920, 943, 946,
D2/969, 970, 972
CPC .. A43C 1/00; A43B 5/04; A43B 23/00; A43B
23/02
See application file for complete search history.

D823,588 S * 7/2018 Miner D2/972
D833,731 S * 11/2018 Hernandez D2/973
D846,865 S * 4/2019 Atwell D2/972
D851,904 S * 6/2019 de Montgolfier D2/973

OTHER PUBLICATIONS

Air Jordan 10 GS Fuchsia Blast [online], [retrieved Aug. 16, 2018]
Retrieved from Kicksonfire.com [Internet] <URL: <https://www.kicksonfire.com/air-jordan-10-gs-black-pink-first-look/>>; 2 color sheets, Feb. 9, 2018.
Jordan Unleashes the Super.Fly MVP for Summer [online], [retrieved Aug. 16, 2018] Retrieved from Sneakernews.com [Internet] <URL: <https://sneakernews.com/2018/08/05/jordan-super-fly-mvp-photos-release-info/>>; 26 color sheets, Dated Aug. 5, 2018.

* cited by examiner

Primary Examiner — Rashida C. Walshon
(74) *Attorney, Agent, or Firm* — Banner & Witcoff, Ltd.

(57) **CLAIM**

The ornamental design for a shoe, as shown and described.

(56) **References Cited**

U.S. PATENT DOCUMENTS

D672,135 S * 12/2012 Williams, Jr. D2/972
D675,427 S * 2/2013 Williams, Jr. D2/973
D683,948 S * 6/2013 Shyllon D2/973
D694,512 S * 12/2013 James D2/973
D762,966 S * 8/2016 Miner D2/973
D778,587 S * 2/2017 Lee D2/973
D778,588 S * 2/2017 Lee D2/973
D778,589 S * 2/2017 Hui D2/973
D784,002 S * 4/2017 Cochrane D2/973
D788,433 S 6/2017 Taylor
D790,200 S * 6/2017 Hardman D2/972
D792,083 S * 7/2017 Rasmussen D2/972
D801,031 S * 10/2017 Cin D2/972
D805,752 S 12/2017 Taylor
D807,629 S * 1/2018 Cochrane D2/972

DESCRIPTION

FIG. 1 is a front perspective view of a shoe showing my new design;
FIG. 2 is a side view thereof; and
FIG. 3 is a rear perspective view thereof.
FIG. 4 is an enlarged partial view of FIG. 1; and,
FIG. 5 is an enlarged partial view of FIG. 2.
The broken lines immediately adjacent to the photographic areas define the bounds of the claimed design and form no part thereof. The broken lines depicting the remainder of the shoe show features that form no part of the claimed design.

1 Claim, 5 Drawing Sheets



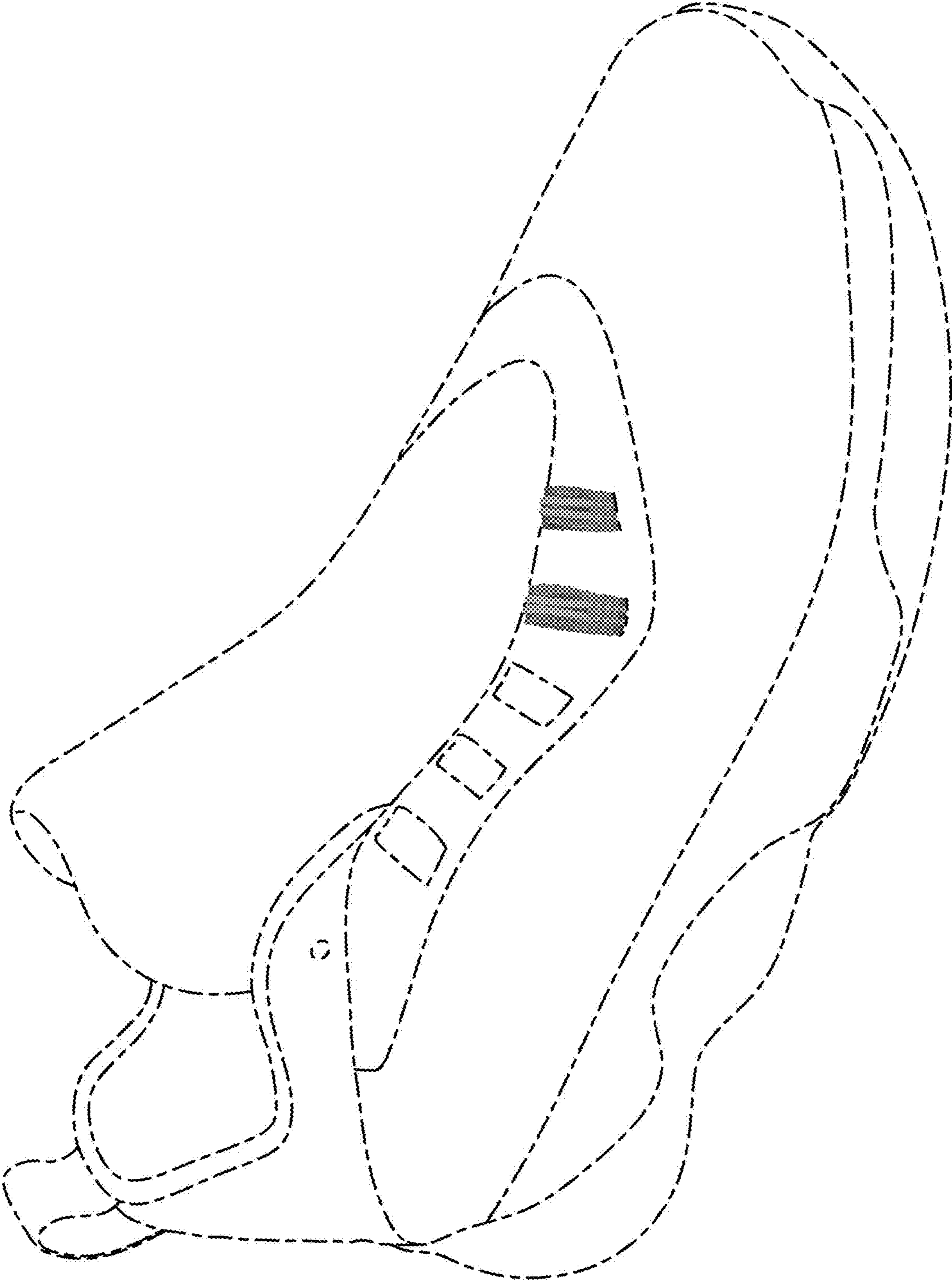


FIG. 1

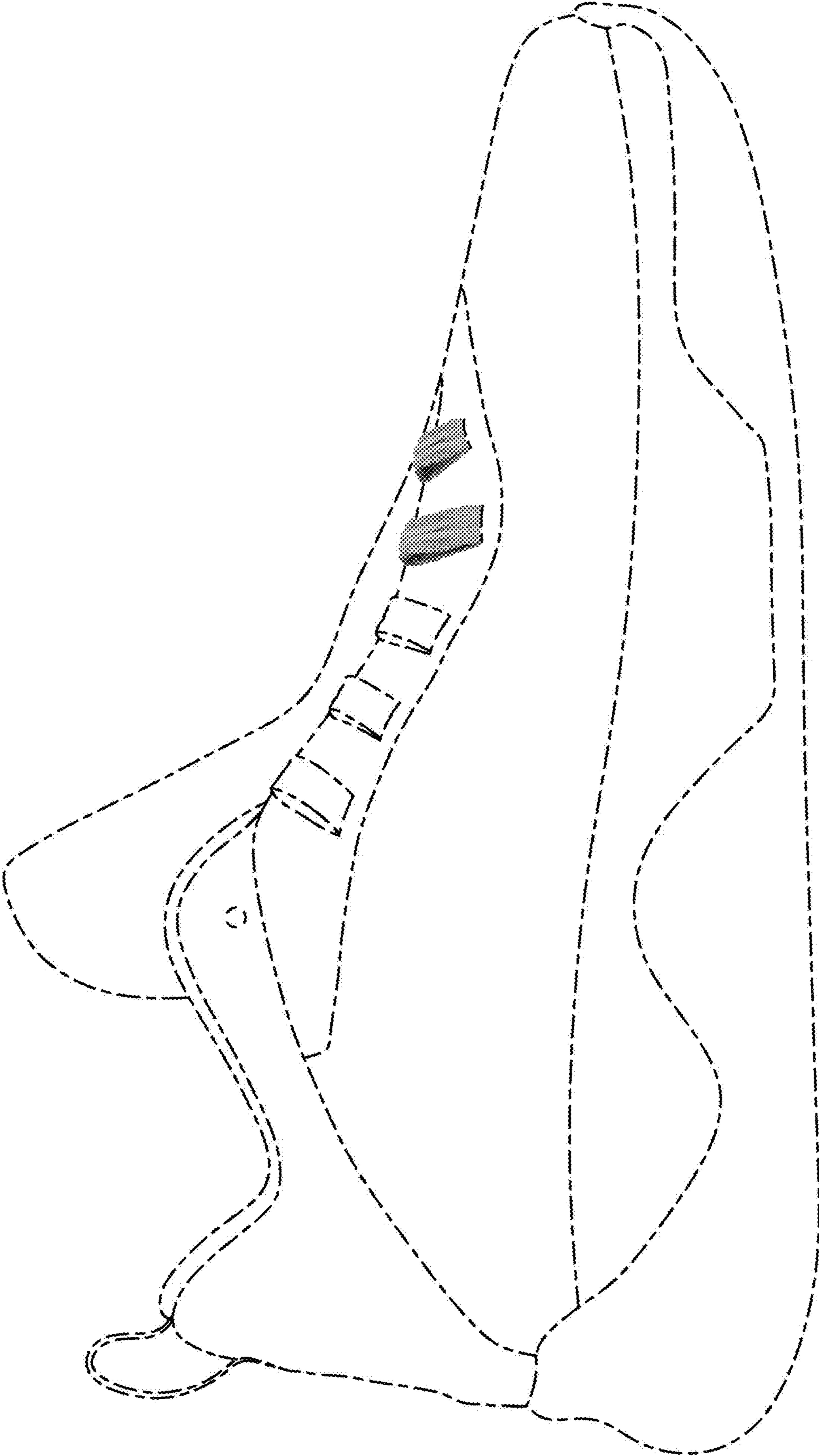


FIG. 2

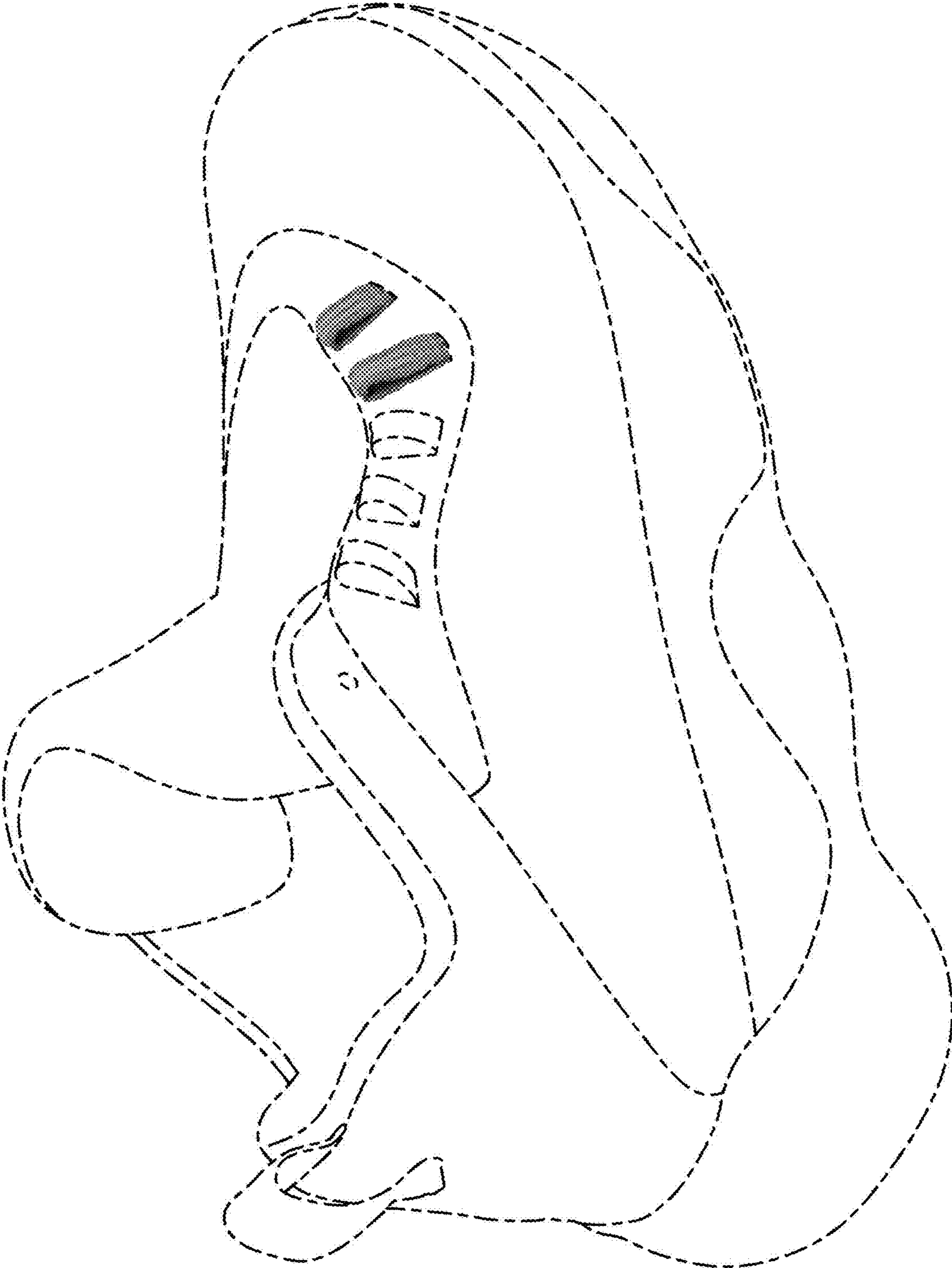


FIG. 3




FIG. 4




FIG. 5