



US00D871045S

(12) **United States Design Patent**
Ringholz et al.

(10) **Patent No.:** **US D871,045 S**
(45) **Date of Patent:** **** Dec. 31, 2019**

- (54) **UPPER FOR A SHOE**
- (71) Applicant: **Plae, Inc.**, San Francisco, CA (US)
- (72) Inventors: **Ryan Ringholz**, Mill Valley, CA (US);
Christine Bettencourt, San Francisco, CA (US)
- (73) Assignee: **PLAE, INC.**, San Francisco, CA (US)
- (**) Term: **15 Years**
- (21) Appl. No.: **29/658,915**
- (22) Filed: **Aug. 3, 2018**
- (51) **LOC (12) Cl.** **02-04**
- (52) **U.S. Cl.**
USPC **D2/970; D2/923**
- (58) **Field of Classification Search**
USPC D2/896-900, 907, 909-912, 919, 923,
D2/946, 969, 970-974
CPC .. A43B 5/00; A43B 23/00; A43B 3/30; A43B
5/001; A43B 5/08; A43B 23/02
See application file for complete search history.

(56) **References Cited**

U.S. PATENT DOCUMENTS

- D236,665 S * 9/1975 Massacre D2/911
- D369,894 S * 5/1996 Stolberg D2/910
- D481,862 S * 11/2003 Urie D2/970
- D526,115 S * 8/2006 Ferraresso D2/970
- D638,213 S * 5/2011 Funck D2/910
- D723,259 S * 3/2015 Norwood D2/910

D767,863 S * 10/2016 Spring D2/911
* cited by examiner

Primary Examiner — Rashida C. Walshon
(74) *Attorney, Agent, or Firm* — Wilmer Cutler Pickering
Hale and Dorr LLP

(57) **CLAIM**

The ornamental design for the upper for a shoe, as shown and described.

DESCRIPTION

FIG. 1 is a perspective view of an upper for a shoe of the present invention.
 FIG. 2 is a left side view of the upper for a shoe shown in FIG. 1.
 FIG. 3 is a right side view of the upper for a shoe shown in FIG. 1.
 FIG. 4 is a top view of the upper for a shoe shown in FIG. 1.
 FIG. 5 is a front view of the upper for a shoe shown in FIG. 1.
 FIG. 6 is a rear view of the upper for a shoe shown in FIG. 1; and,
 FIG. 7 is a bottom view of the upper for a shoe shown in FIG. 1.
 The broken lines on the surface of the upper for shoe in FIGS. 1-7 show claimed stitching. The broken lines showing the sole and the periphery of the upper for shoe in FIGS. 1-7 indicates a boundary of the claimed design and form no part of the claim. The broken lines on the interior of the shoe shown in FIG. 4 form no part of the claim.

1 Claim, 6 Drawing Sheets



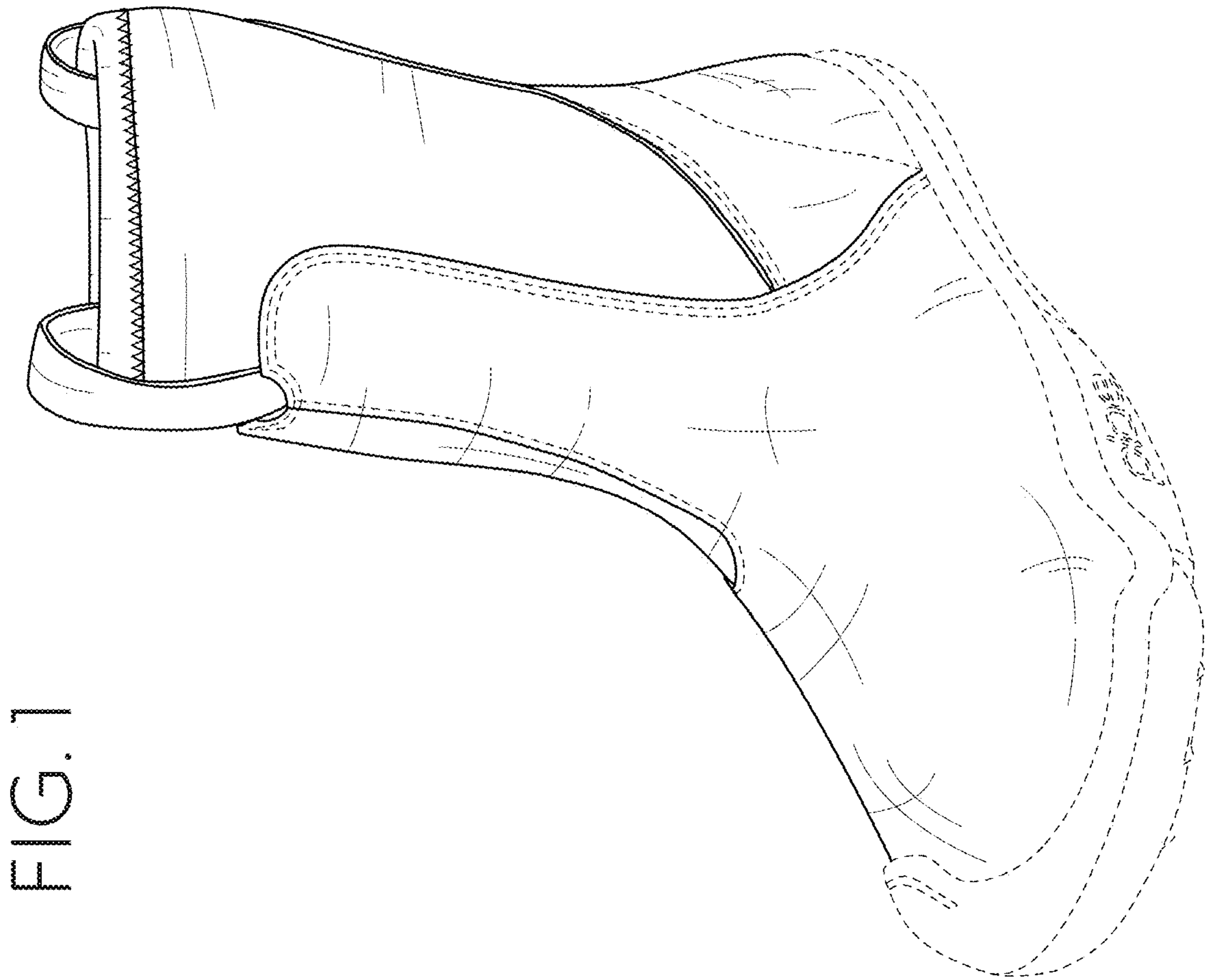


FIG. 1

FIG. 2

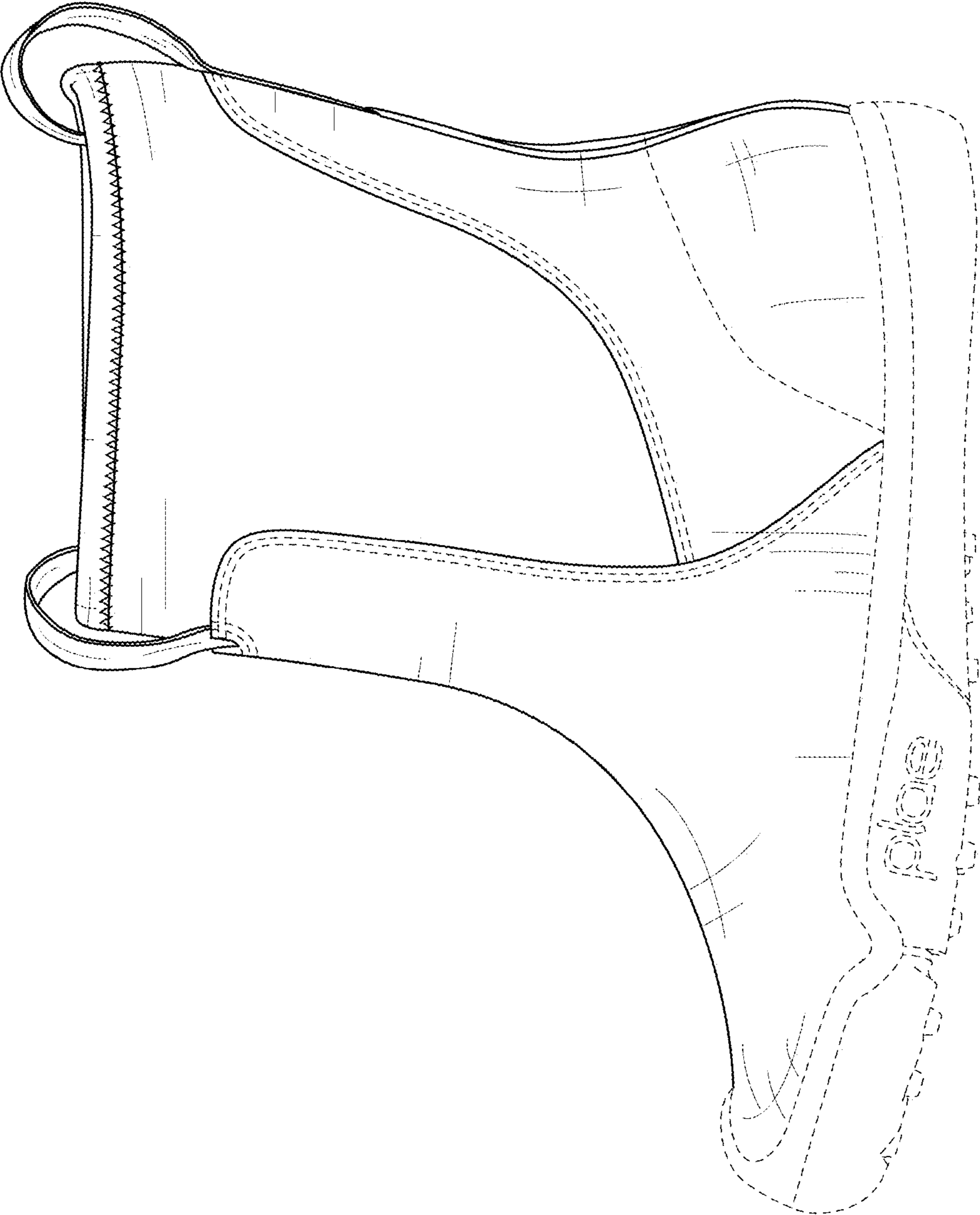


FIG. 3

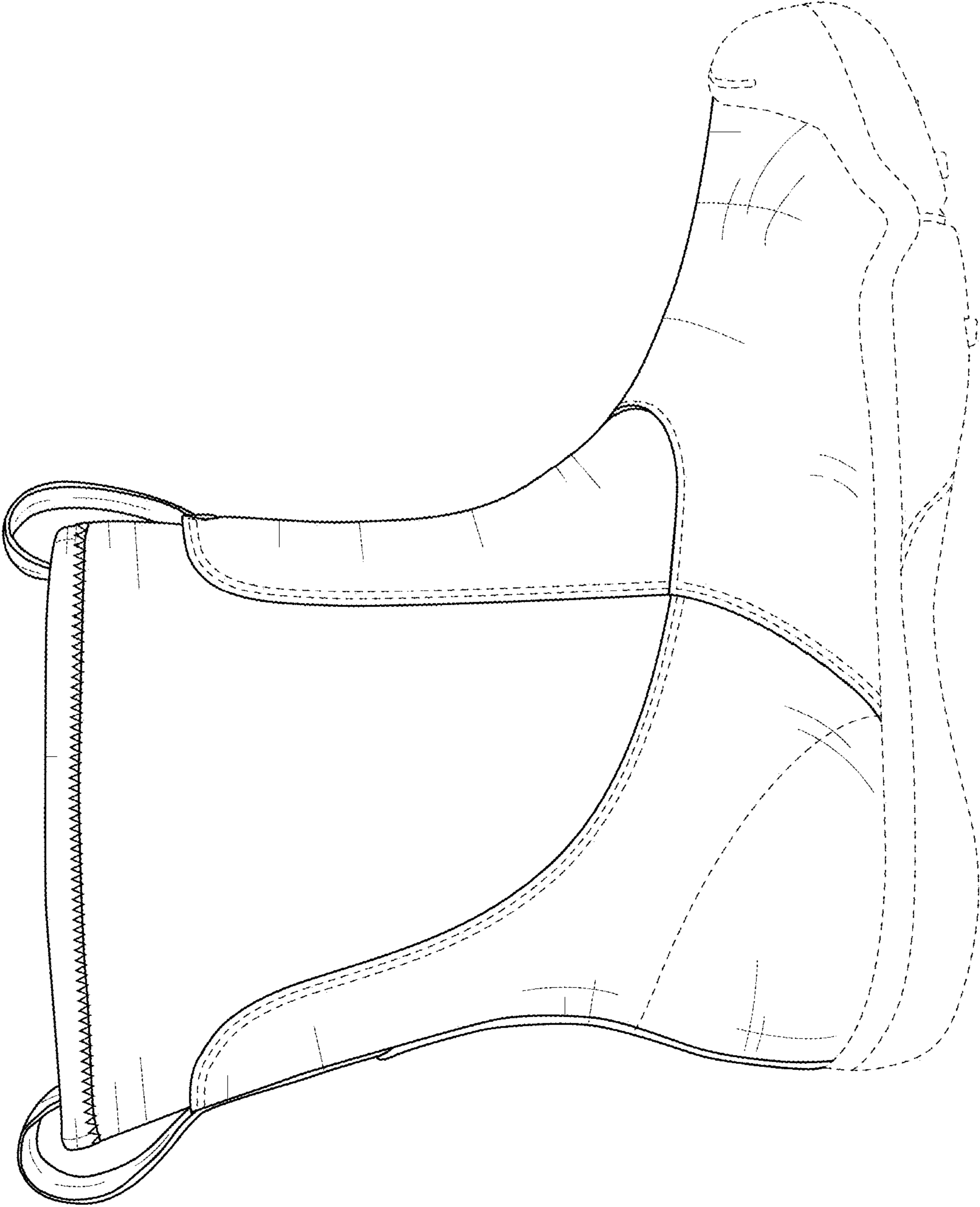


FIG. 4

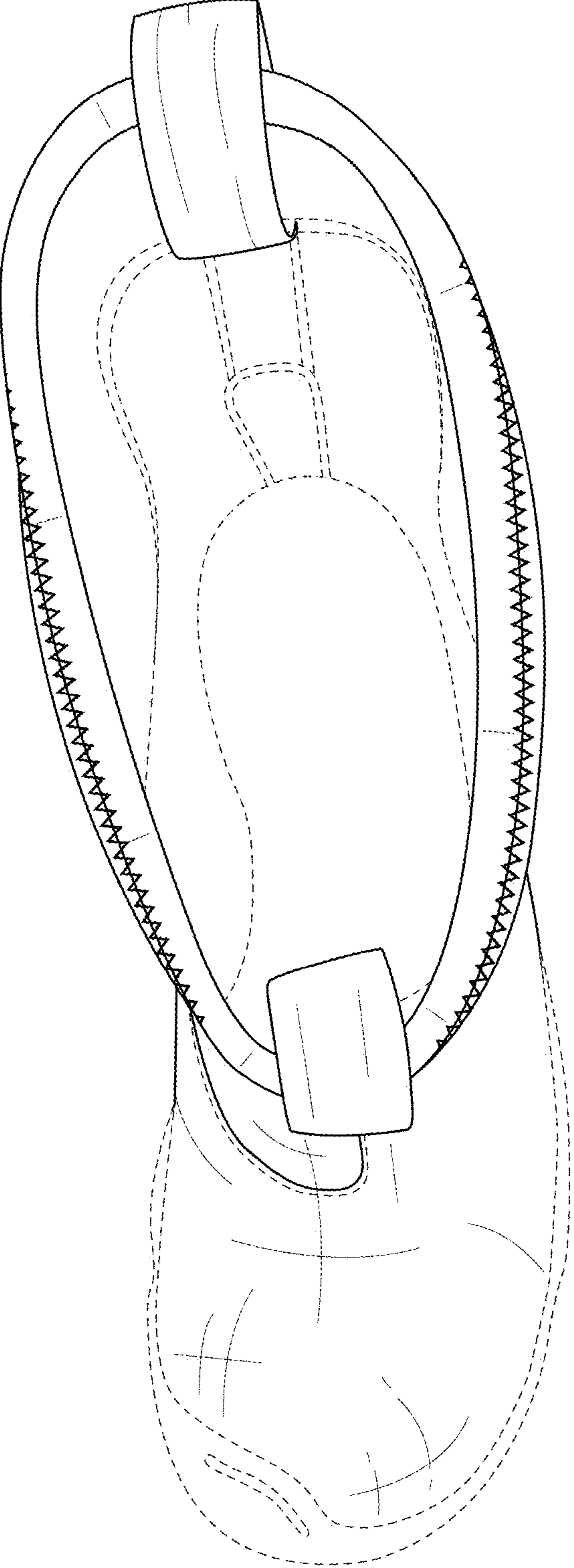


FIG. 6

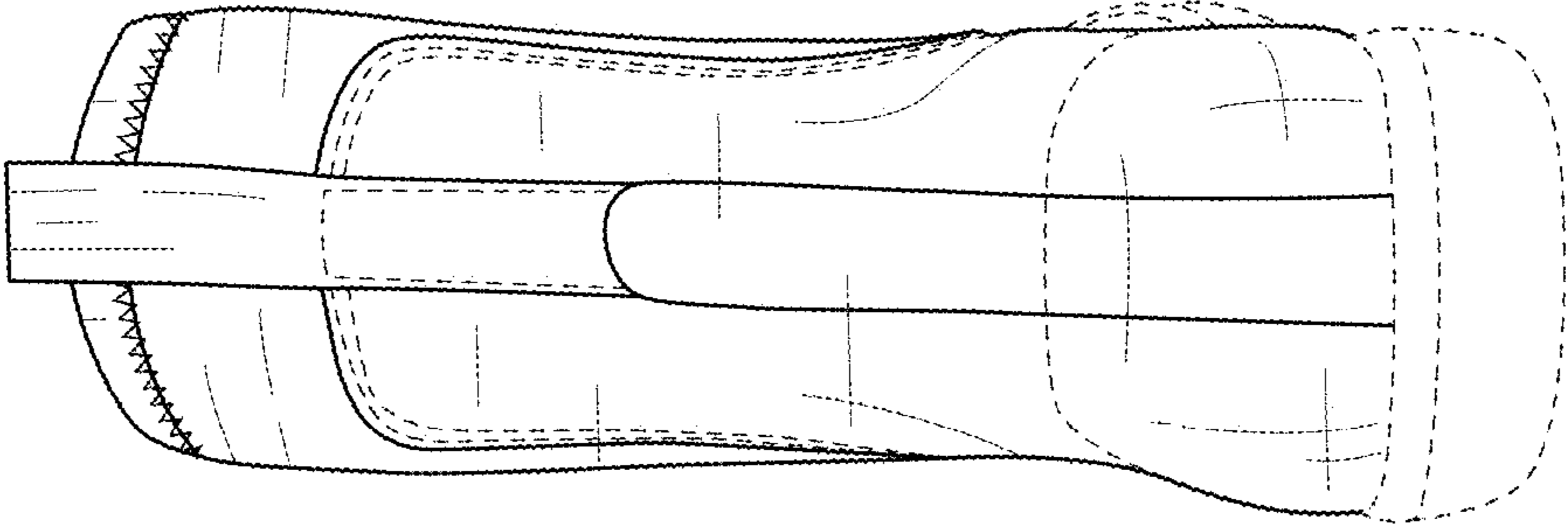


FIG. 5

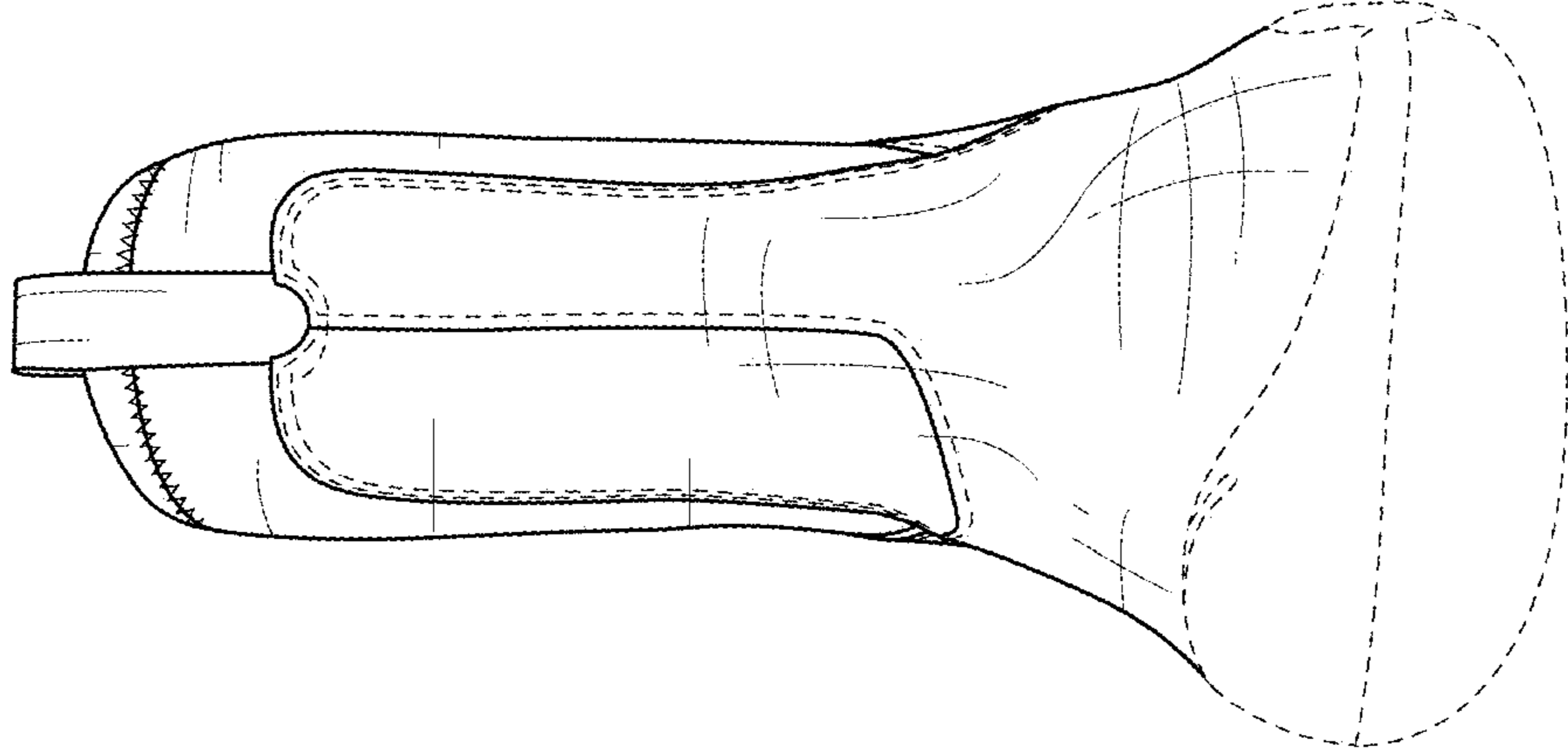


FIG. 7

