



US00D871015S

(12) **United States Design Patent** (10) **Patent No.:** **US D871,015 S**  
**Fuss** (45) **Date of Patent:** **\*\* \*Dec. 24, 2019**

- (54) **CREMATION URN**
- (71) Applicant: **New York Pet Memorial Park Inc.**,  
Middle Island, NY (US)
- (72) Inventor: **Michael Dean Fuss**, Wilbraham, MA  
(US)
- (73) Assignee: **NEW YORK PET MEMORIAL  
PARK INC.**, Middle Island, NY (US)
- (\*) Notice: This patent is subject to a terminal disclaimer.
- (\*\*) Term: **15 Years**
- (21) Appl. No.: **29/616,411**
- (22) Filed: **Sep. 6, 2017**
- (51) **LOC (12) Cl.** ..... **99-00**
- (52) **U.S. Cl.**  
USPC ..... **D99/5**
- (58) **Field of Classification Search**  
USPC ..... D99/5, 3, 25, 21, 28, 17, 24; 27/1, 2;  
D6/300, 303; 52/103, 104, 133, 136,  
52/134, 128; 40/124.5, 768; D11/158,  
D11/159, 162, 163, 133; D9/629, 430,  
D9/502  
CPC ..... A61G 17/00; A61G 17/08; E04H 13/00  
See application file for complete search history.

D255,628	S	*	7/1980	Van Koert	.....	D6/691.4
D270,681	S	*	9/1983	Banks	.....	D2/615
4,553,680	A	*	11/1985	Griggs	.....	A47F 3/005 220/4.33
D359,831	S	*	6/1995	Parker	.....	D99/5
D426,074	S	*	6/2000	Fairweather	.....	D6/303
D432,285	S	*	10/2000	Baldwin	.....	D99/5
D433,209	S	*	10/2000	Baldwin	.....	D99/5
D438,362	S	*	2/2001	Robinson	.....	D99/5
D438,687	S	*	3/2001	Robinson	.....	D99/5
D444,287	S	*	6/2001	Cass	.....	D99/5
D444,288	S	*	6/2001	Robinson	.....	D99/5
D444,932	S	*	7/2001	Greiwe	.....	D99/5
D445,518	S	*	7/2001	Warden	.....	D26/38
D494,727	S	*	8/2004	Poteet	.....	D99/5
D572,141	S	*	7/2008	Slabaugh	.....	D9/414
7,421,765	B1	*	9/2008	Kaiser	.....	A61G 17/00 27/1

(Continued)

*Primary Examiner* — Paula Allen Greene  
(74) *Attorney, Agent, or Firm* — Grogan, Tuccillo & Vanderleeden, LLP

(57) **CLAIM**

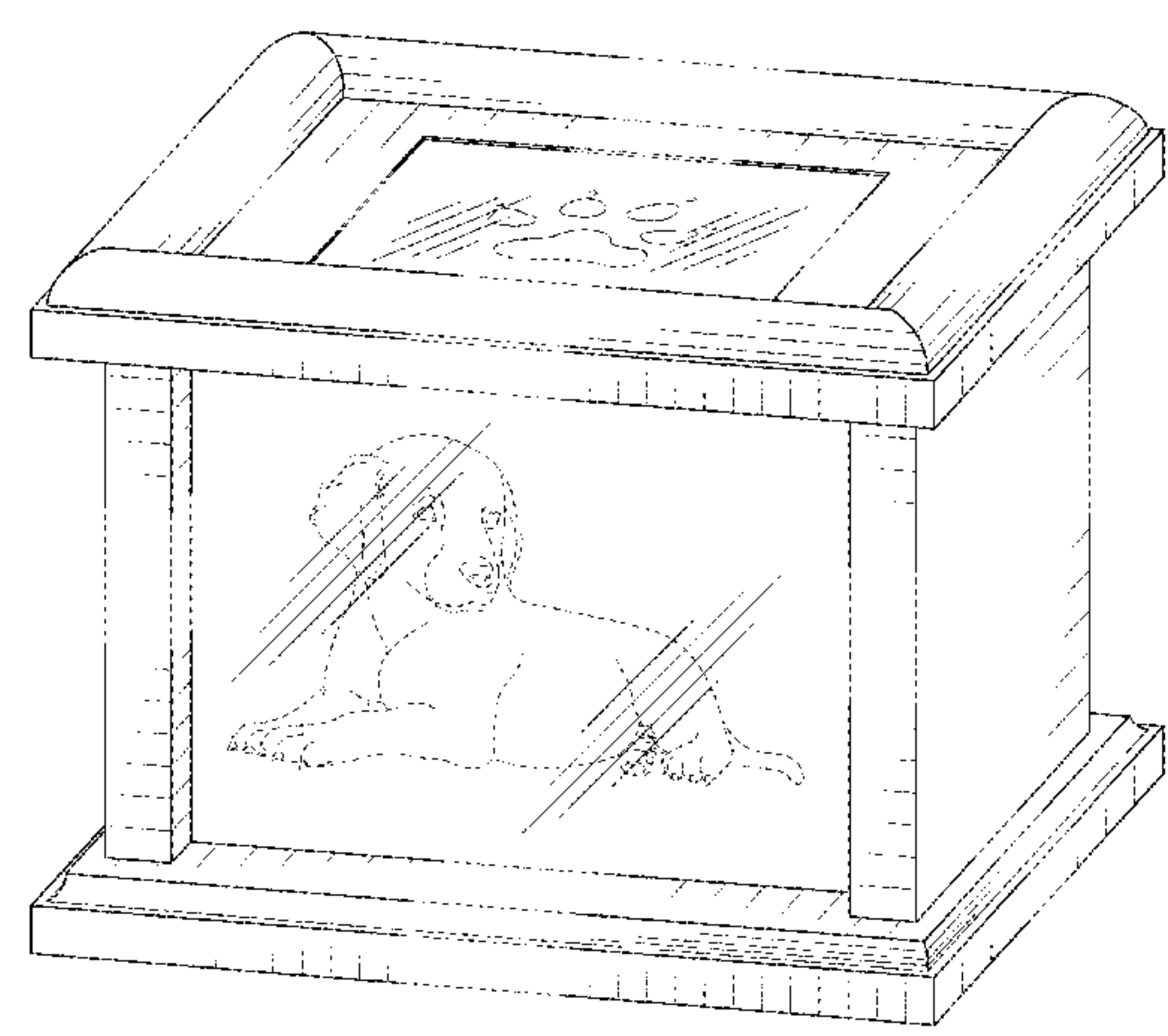
The ornamental design for a cremation urn, as shown and described.

**DESCRIPTION**

FIG. 1 is a perspective view of a cremation urn depicting a first embodiment of a new design;  
FIG. 2 is a front view thereof;  
FIG. 3 is a side view thereof, the opposite side view being identical thereto;  
FIG. 4 is a top plan view thereof; and,  
FIG. 5 is a bottom plan view thereof.  
The broken lines immediately adjacent the shaded areas represent the bounds of the claimed design while all other broken lines are directed to environment and are for illustrative purposes only; the broken lines form no part of the claimed design.

**1 Claim, 5 Drawing Sheets**

- (56) **References Cited**  
U.S. PATENT DOCUMENTS  
196,740 A \* 11/1877 Bushway ..... D99/17  
916,074 A \* 3/1909 Weltner et al. .... 52/138  
D67,712 S \* 6/1925 Melville ..... D2/967  
1,643,154 A \* 9/1927 De Young ..... E04H 13/003  
40/124.5  
2,501,694 A \* 3/1950 Ruffin ..... A45C 11/00  
206/457  
3,771,246 A \* 11/1973 Ebner ..... A47G 1/14  
40/720



(56)

**References Cited**

U.S. PATENT DOCUMENTS

D579,172 S \* 10/2008 Mytych ..... D99/5  
D591,478 S \* 5/2009 Slusarczyk ..... D1/107  
D609,874 S \* 2/2010 Doty ..... D99/5  
D612,571 S \* 3/2010 Doty ..... D99/5  
8,046,881 B2 \* 11/2011 Johnson ..... A61G 17/08  
27/1  
D654,245 S \* 2/2012 School ..... D99/5  
D654,653 S \* 2/2012 Johnson ..... D99/5  
8,341,812 B2 \* 1/2013 Kocir ..... A61G 17/08  
27/1  
D697,687 S \* 1/2014 Kerr ..... D1/107  
D748,362 S \* 1/2016 Beeler ..... D99/5  
D793,649 S \* 8/2017 Beeler ..... D99/5  
2007/0033777 A1 \* 2/2007 Blessing ..... A61G 17/08  
27/1  
2007/0084743 A1 \* 4/2007 Chu ..... A47G 1/14  
206/455  
2012/0047699 A1 \* 3/2012 Creager ..... A61G 17/08  
27/1

\* cited by examiner

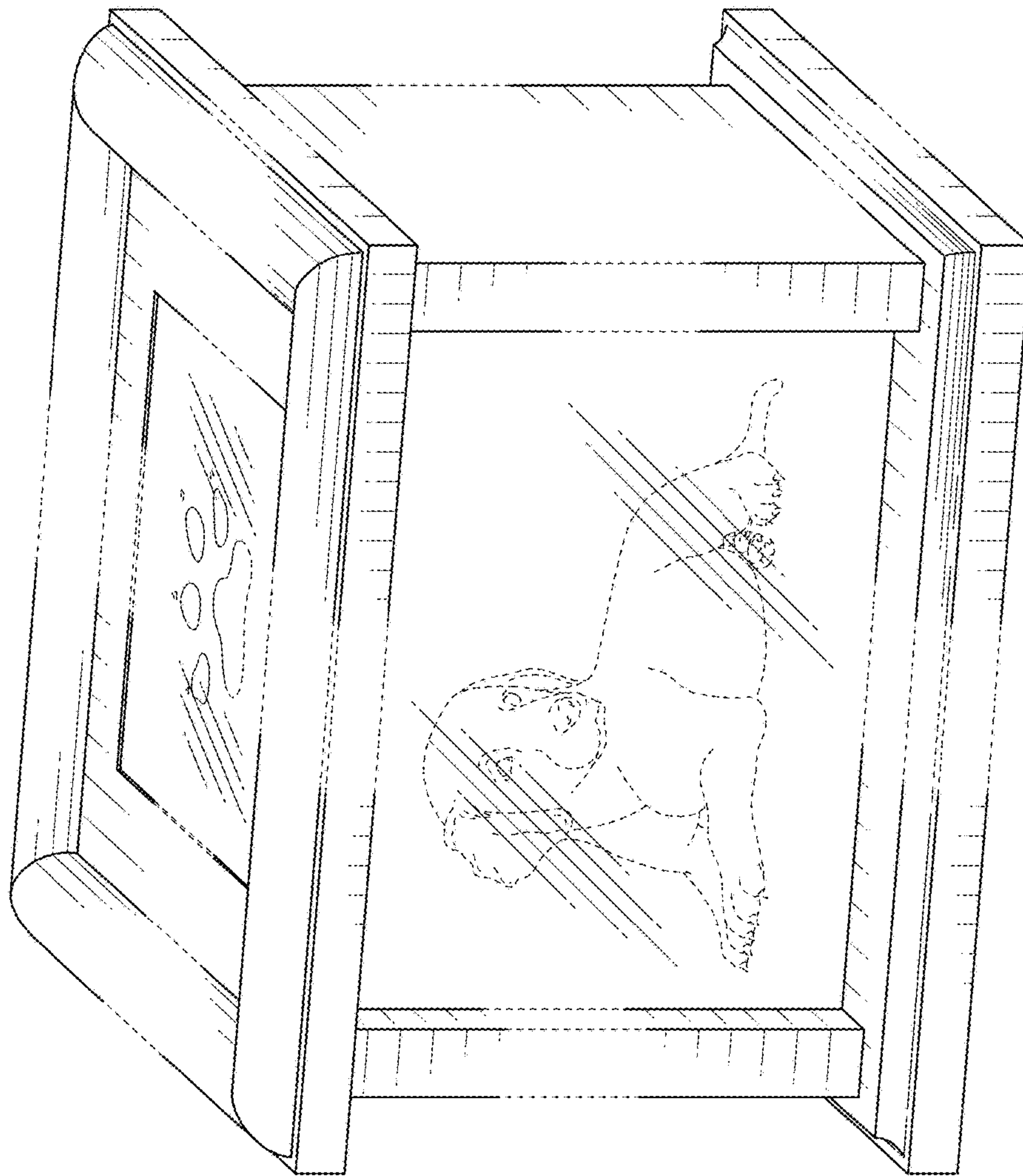


FIG. 1

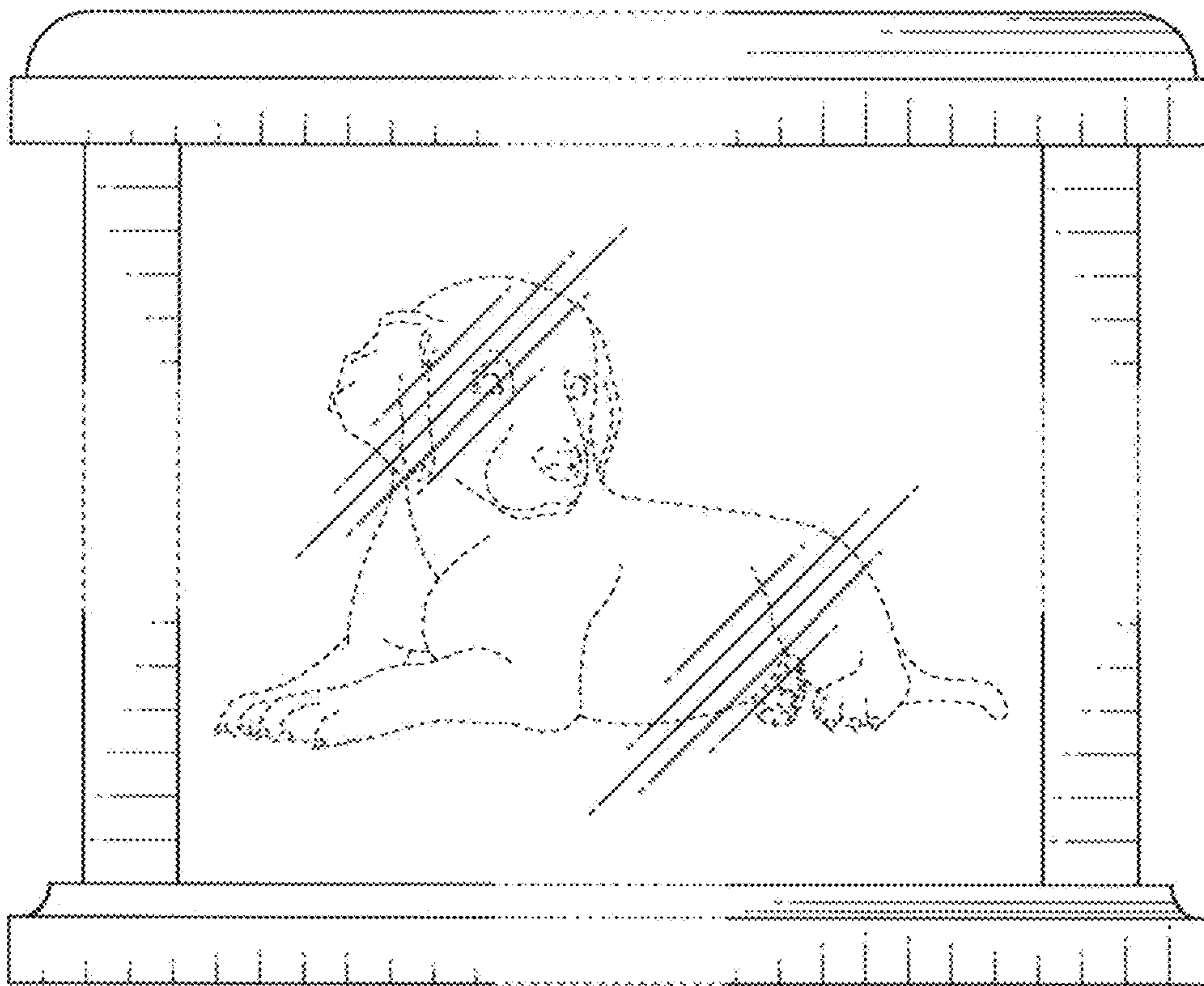


FIG. 2




FIG. 3



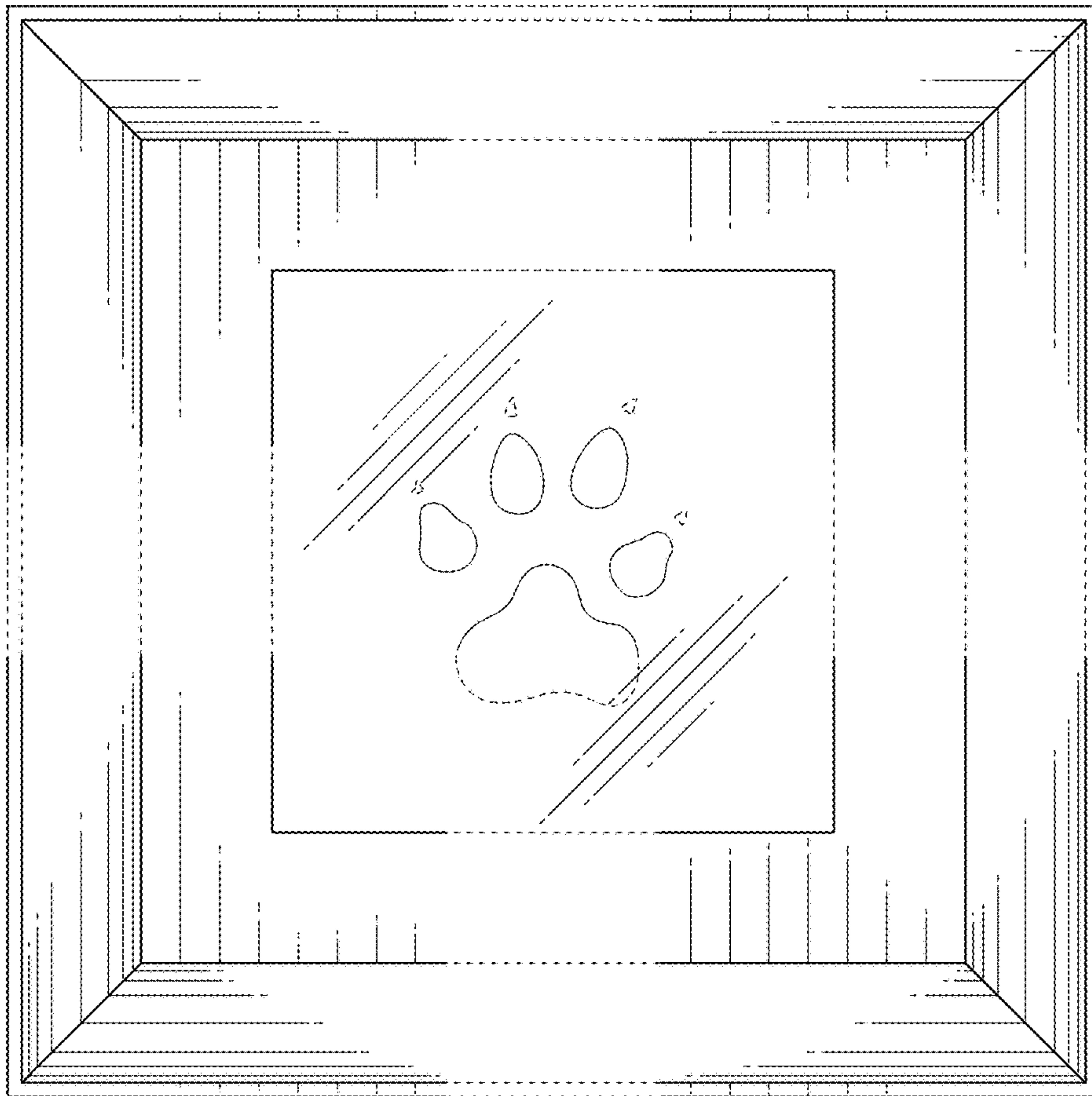


FIG. 4

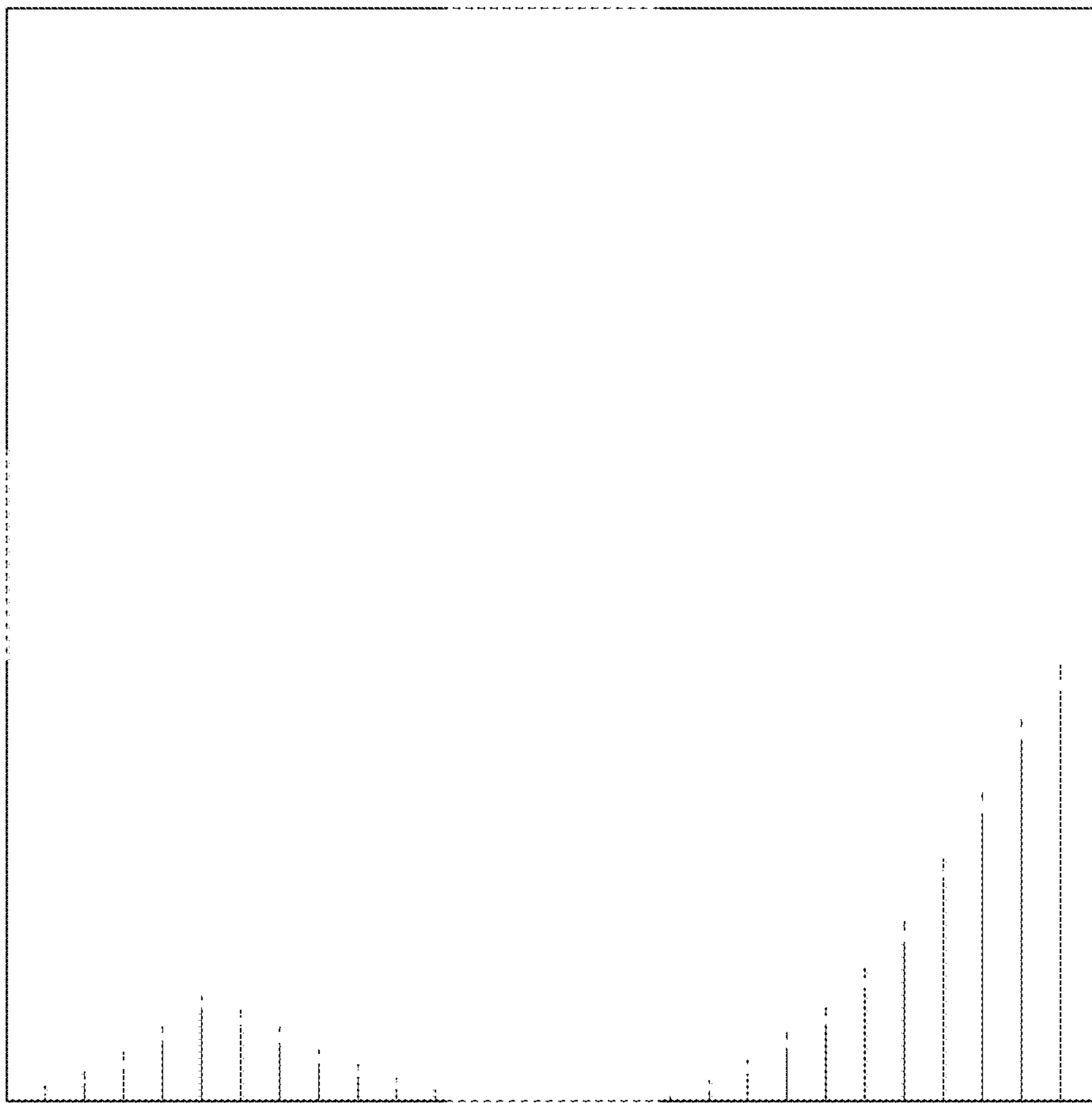


FIG. 5