



US00D870984S

(12) **United States Design Patent**  
**Yan et al.**

(10) **Patent No.:** **US D870,984 S**

(45) **Date of Patent:** **\*\* Dec. 24, 2019**

- (54) **PET COMB**
- (71) Applicant: **SUZHOU HUG PET PRODUCT CO., LTD.**, Suzhou, Jiangsu (CN)
- (72) Inventors: **Yongkang Yan**, Jiangsu (CN);  
**Changzhou Yan**, Jiangsu (CN)
- (73) Assignee: **SUZHOU HUG PET PRODUCT CO., LTD.**, Suzhou (CN)
- (\*\*) Term: **15 Years**
- (21) Appl. No.: **29/661,048**
- (22) Filed: **Aug. 24, 2018**
- (51) **LOC (12) Cl.** ..... **30-99**
- (52) **U.S. Cl.**  
USPC ..... **D30/159**
- (58) **Field of Classification Search**  
USPC ..... D30/158-159, 199; D4/117, 118,  
D4/130-135, 138, 199; D28/21, 24, 30,  
D28/63, 74, 99; 119/600, 604-606,  
119/611-620, 625, 628-633  
CPC ..... A01K 13/00; A01K 13/002  
See application file for complete search history.

- D626,297 S \* 10/2010 Porter ..... D30/159
- D631,258 S \* 1/2011 Lin ..... D30/159
- D672,923 S \* 12/2012 Loudenback ..... D30/158
- D672,924 S \* 12/2012 Amice ..... D30/158
- D706,003 S \* 5/2014 Fancelli ..... D30/158
- D779,135 S \* 2/2017 Chang ..... D30/158
- D782,132 S \* 3/2017 Cathaud ..... D30/158
- D787,138 S \* 5/2017 Porter ..... D30/158
- D787,755 S \* 5/2017 Porter ..... D30/158
- D787,756 S \* 5/2017 Porter ..... D30/158
- D790,139 S \* 6/2017 Loudenback ..... D30/158
- D790,140 S \* 6/2017 Amice ..... D30/158
- D790,781 S \* 6/2017 Cafasso ..... D30/158
- D813,471 S \* 3/2018 Razgour ..... D30/159
- D814,804 S \* 4/2018 Roth ..... D4/134
- D834,767 S \* 11/2018 Hadden ..... D30/159

\* cited by examiner

*Primary Examiner* — Sandra S Snapp  
*Assistant Examiner* — Mehri F Bajoul

(57) **CLAIM**

The ornamental design for a pet comb, as shown and described.

**DESCRIPTION**

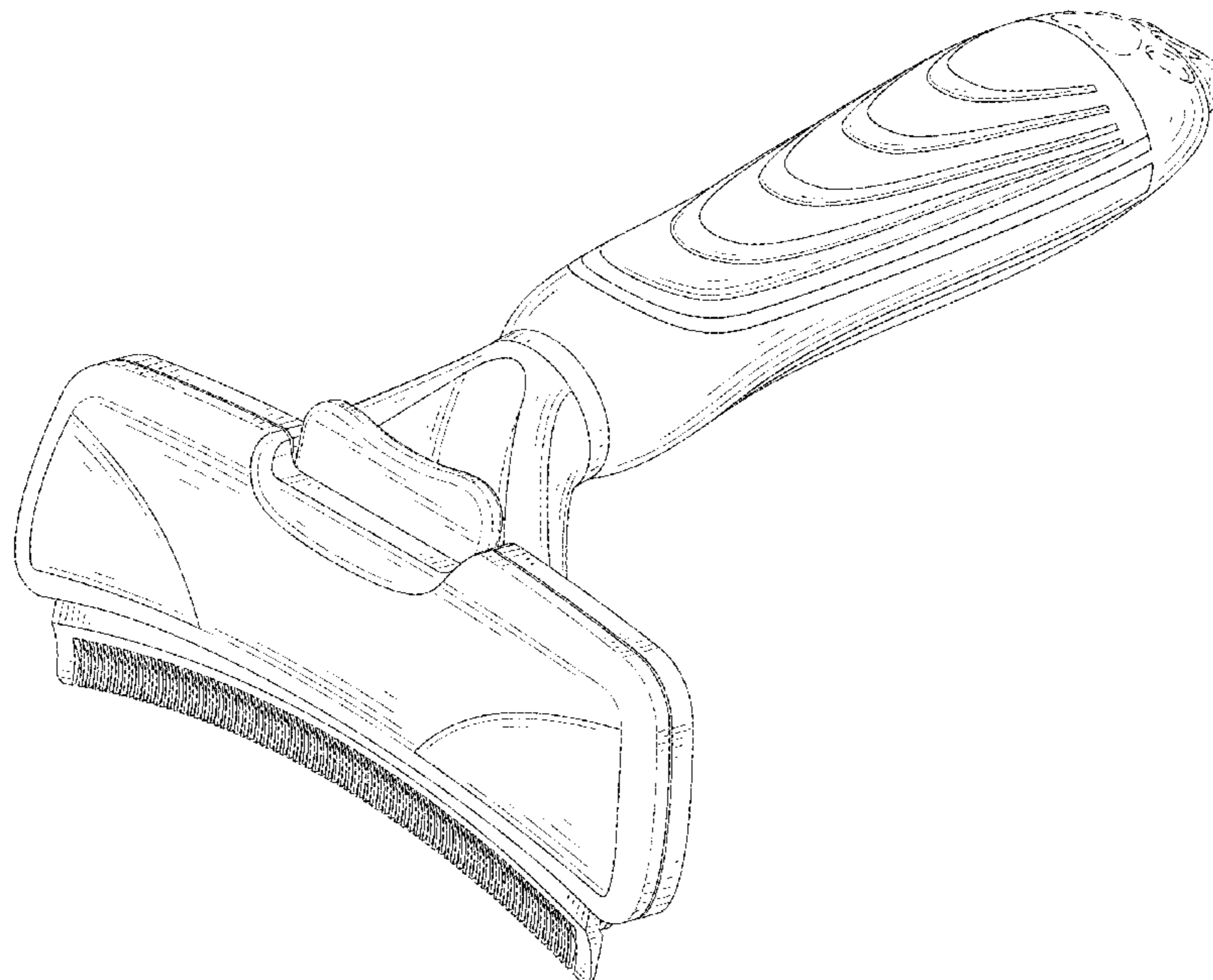
FIG. 1 is a top, front and right side perspective view of a pet comb showing our new design;  
 FIG. 2 is a bottom, rear and left side perspective view thereof;  
 FIG. 3 is a front elevational view thereof;  
 FIG. 4 is a rear elevational view thereof;  
 FIG. 5 is a left side view thereof;  
 FIG. 6 is a right side view thereof;  
 FIG. 7 is a top plan view thereof; and,  
 FIG. 8 is a bottom plan view thereof.  
 The broken lines in the drawings illustrate portions of the pet comb which form no part of the claimed design.

**1 Claim, 8 Drawing Sheets**

(56) **References Cited**

U.S. PATENT DOCUMENTS

- D470,981 S \* 2/2003 Simon ..... D30/158
- D508,299 S \* 8/2005 Dunn ..... D30/158
- D509,032 S \* 8/2005 Dunn ..... D30/158
- D602,655 S \* 10/2009 Padolina-Archibald .... D30/158
- D610,753 S \* 2/2010 Moskowitz ..... D30/158
- D610,755 S \* 2/2010 Lin ..... D30/159
- D613,004 S \* 3/2010 Lin ..... D30/159
- D616,651 S \* 6/2010 Lin ..... D30/158
- D626,295 S \* 10/2010 Porter ..... D30/159
- D626,296 S \* 10/2010 Porter ..... D30/159



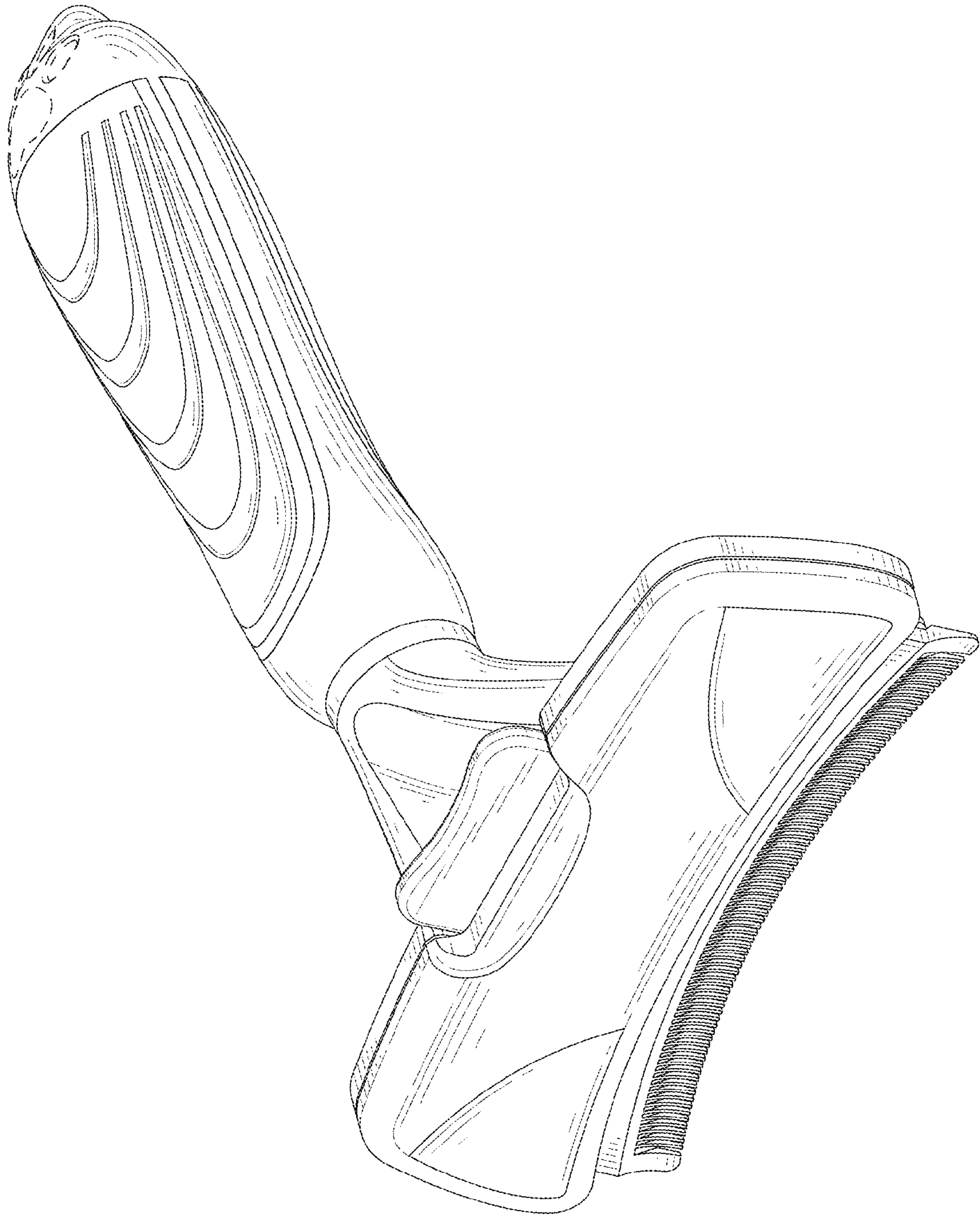


FIG. 1

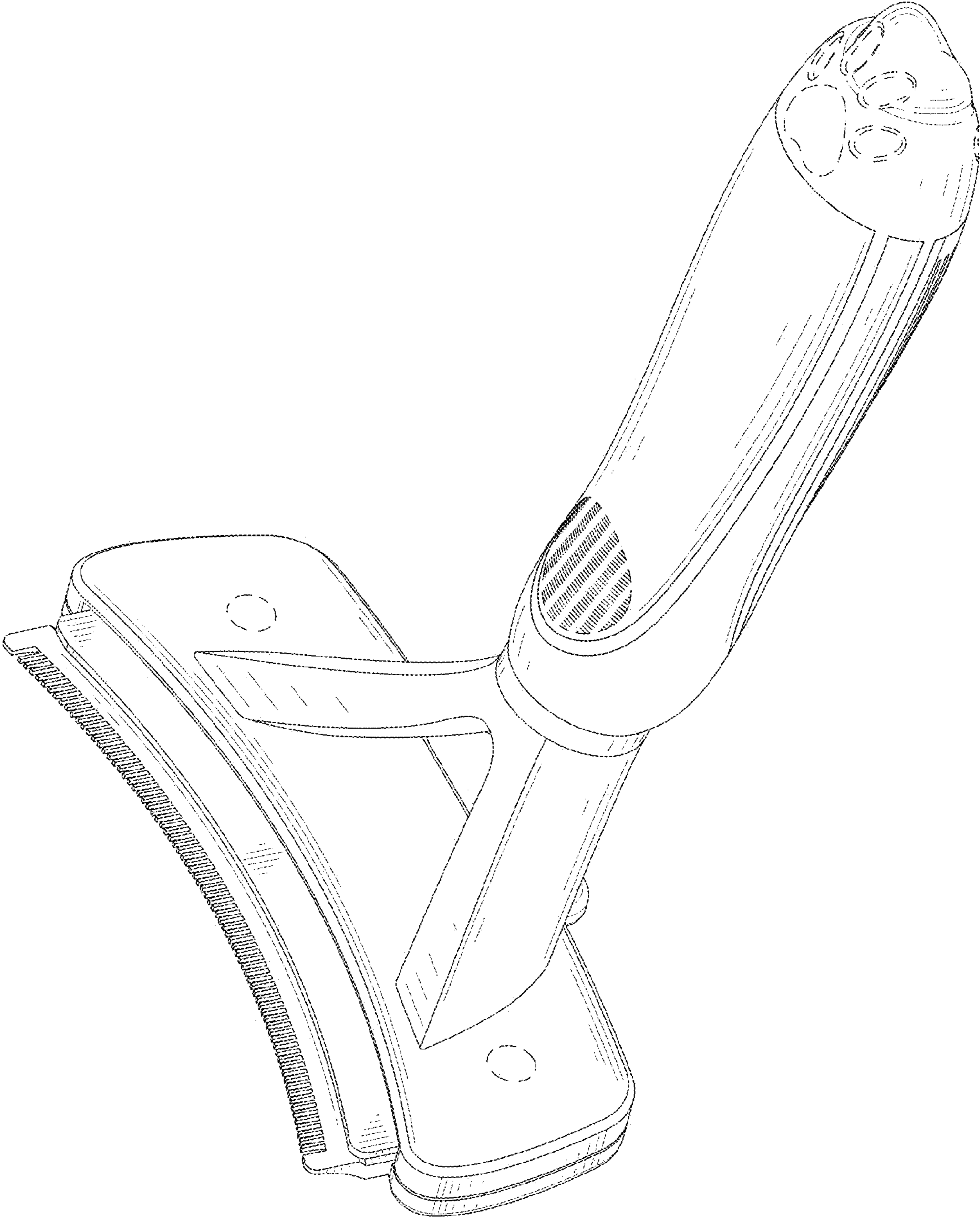


FIG. 2

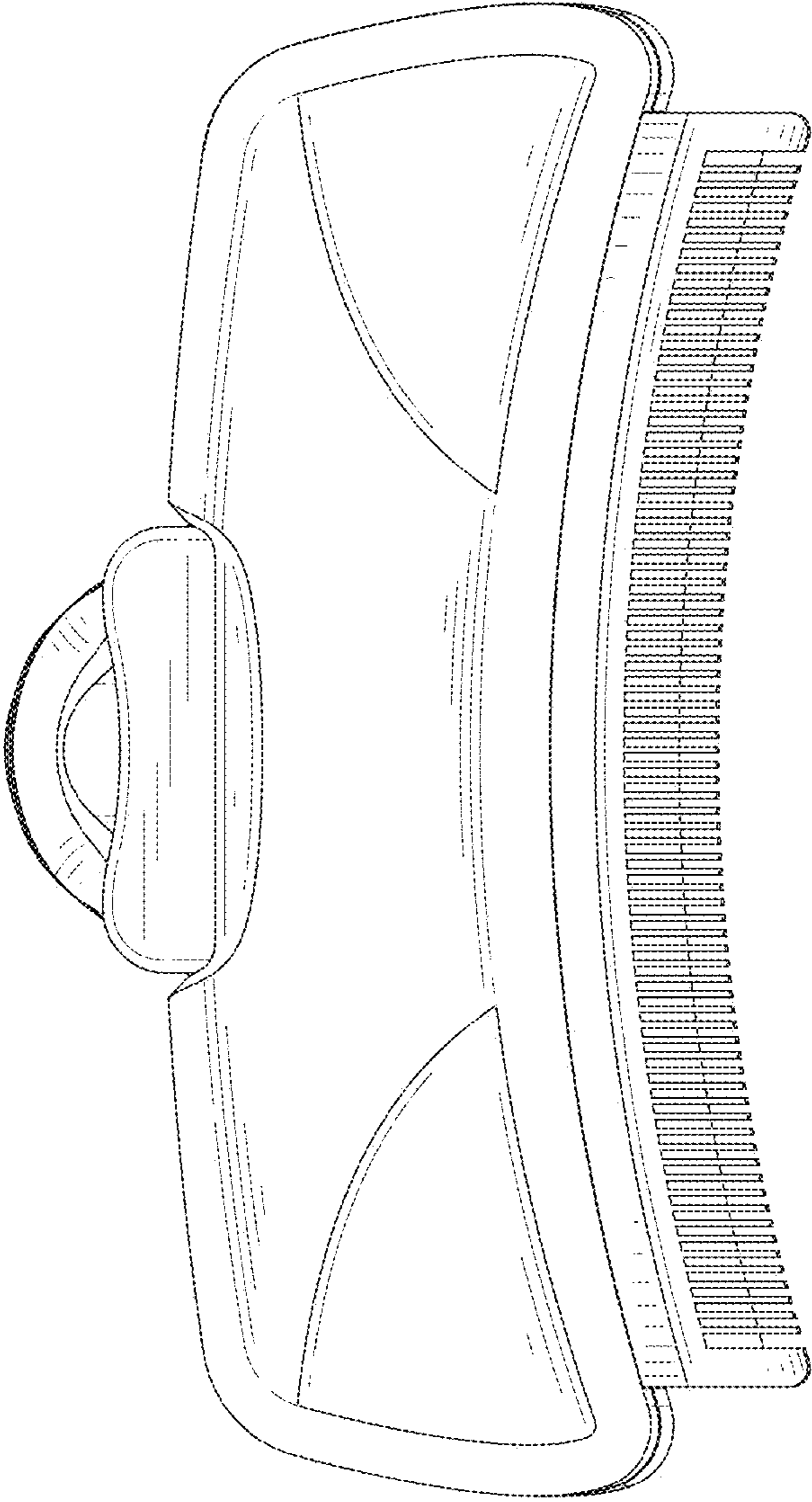


FIG. 3

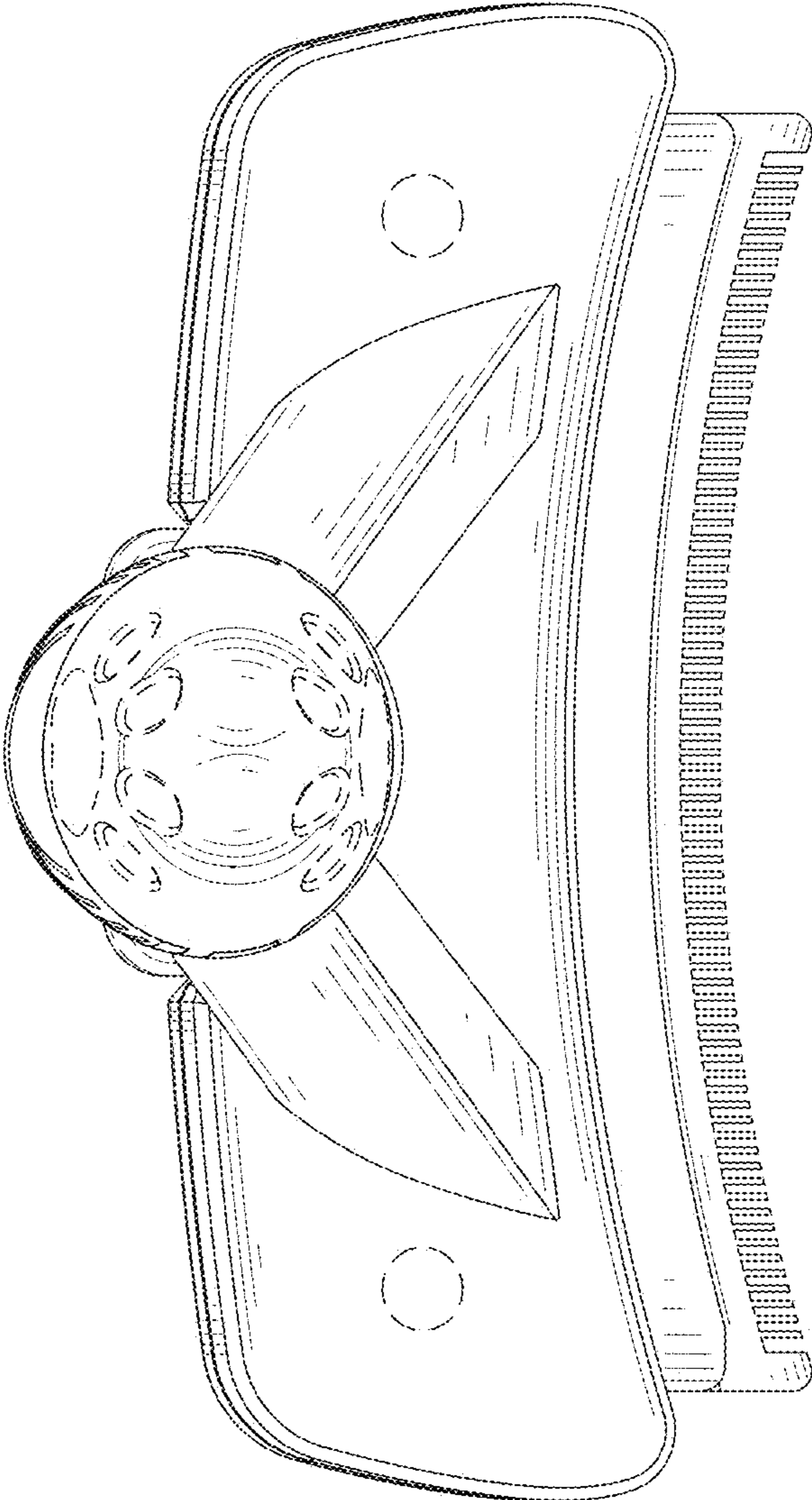


FIG. 4

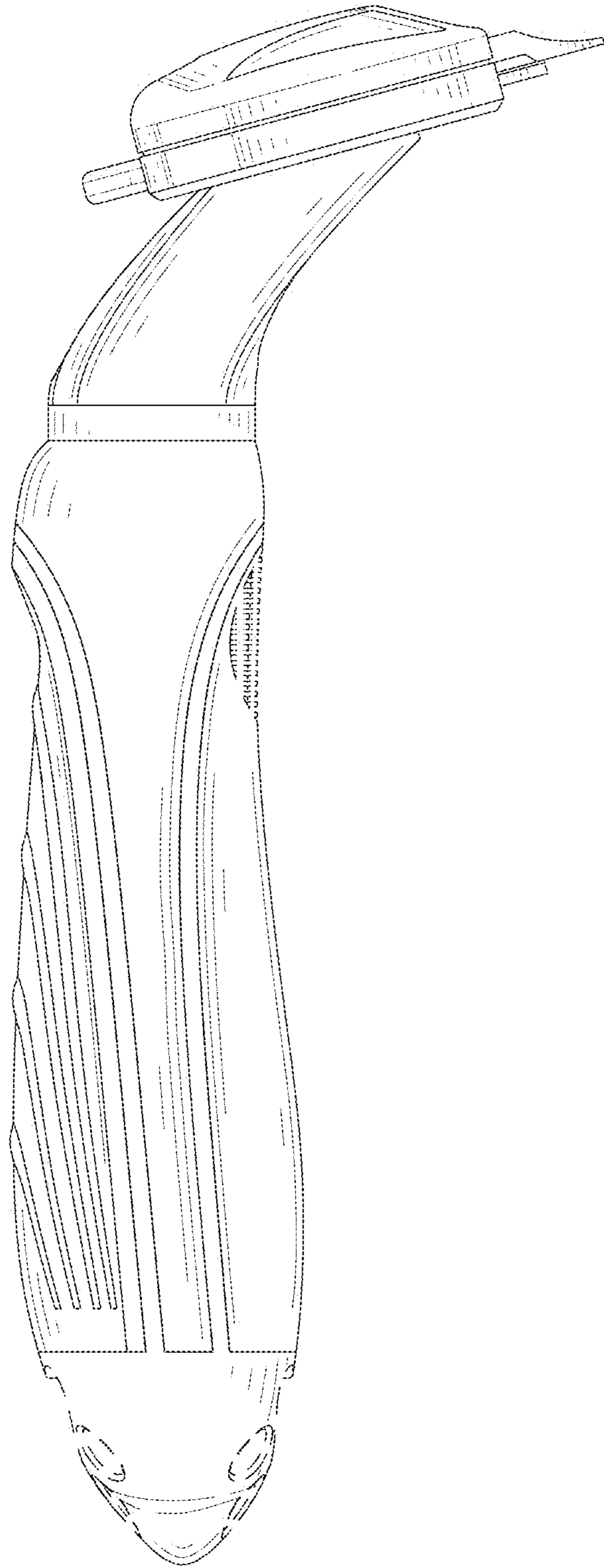


FIG. 5

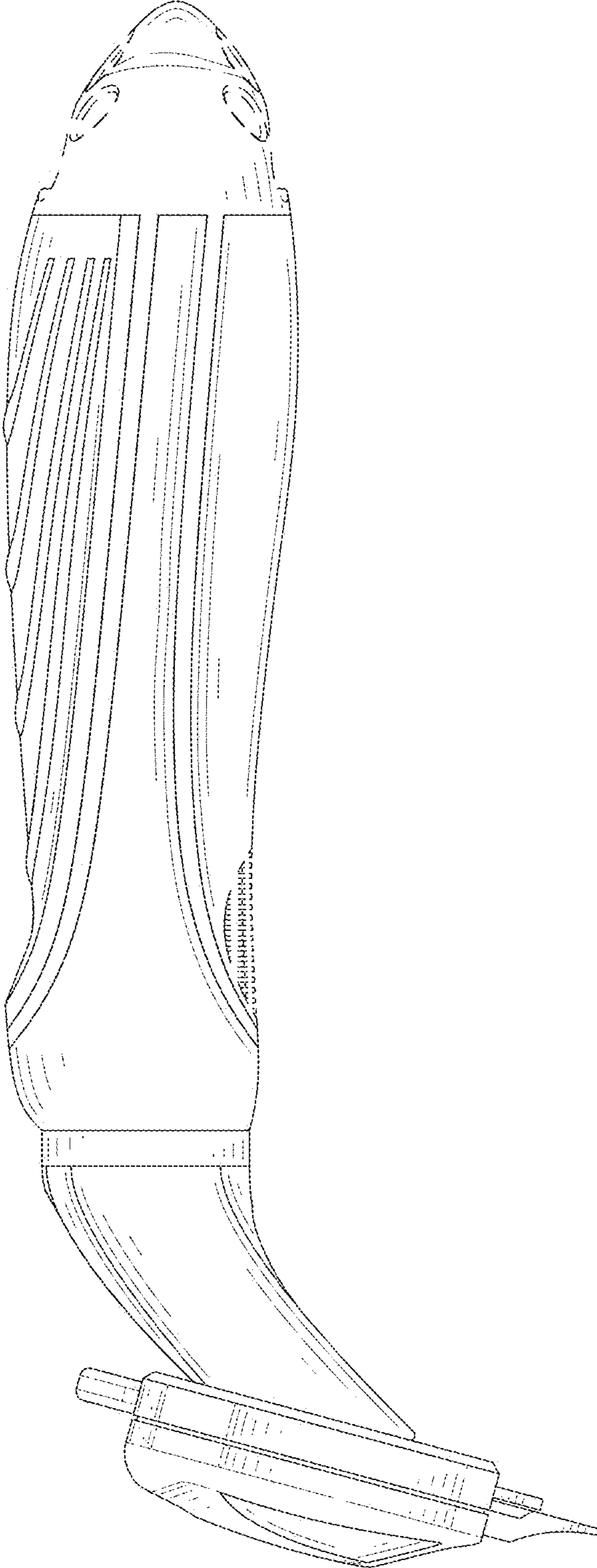


FIG. 6

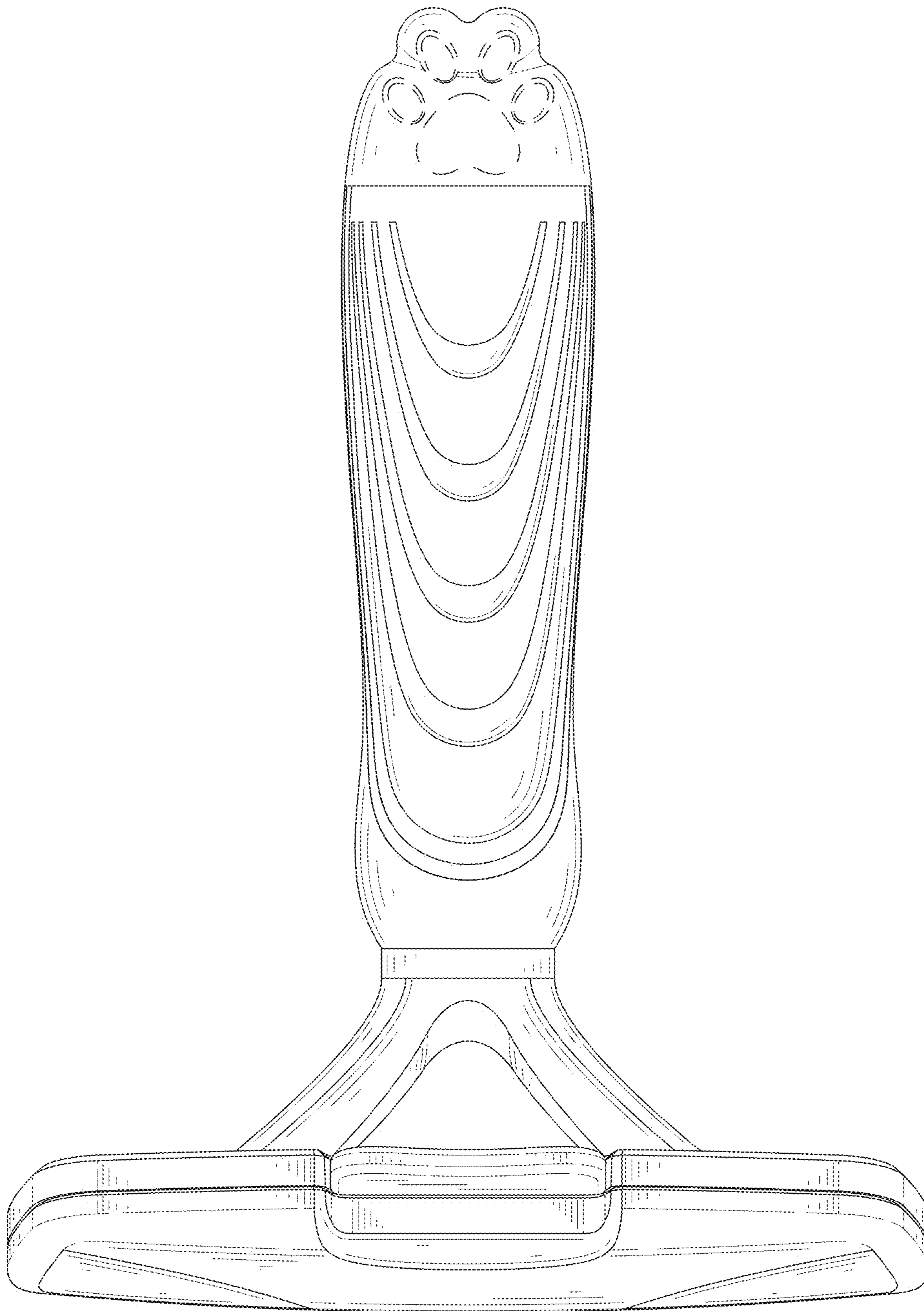


FIG. 7



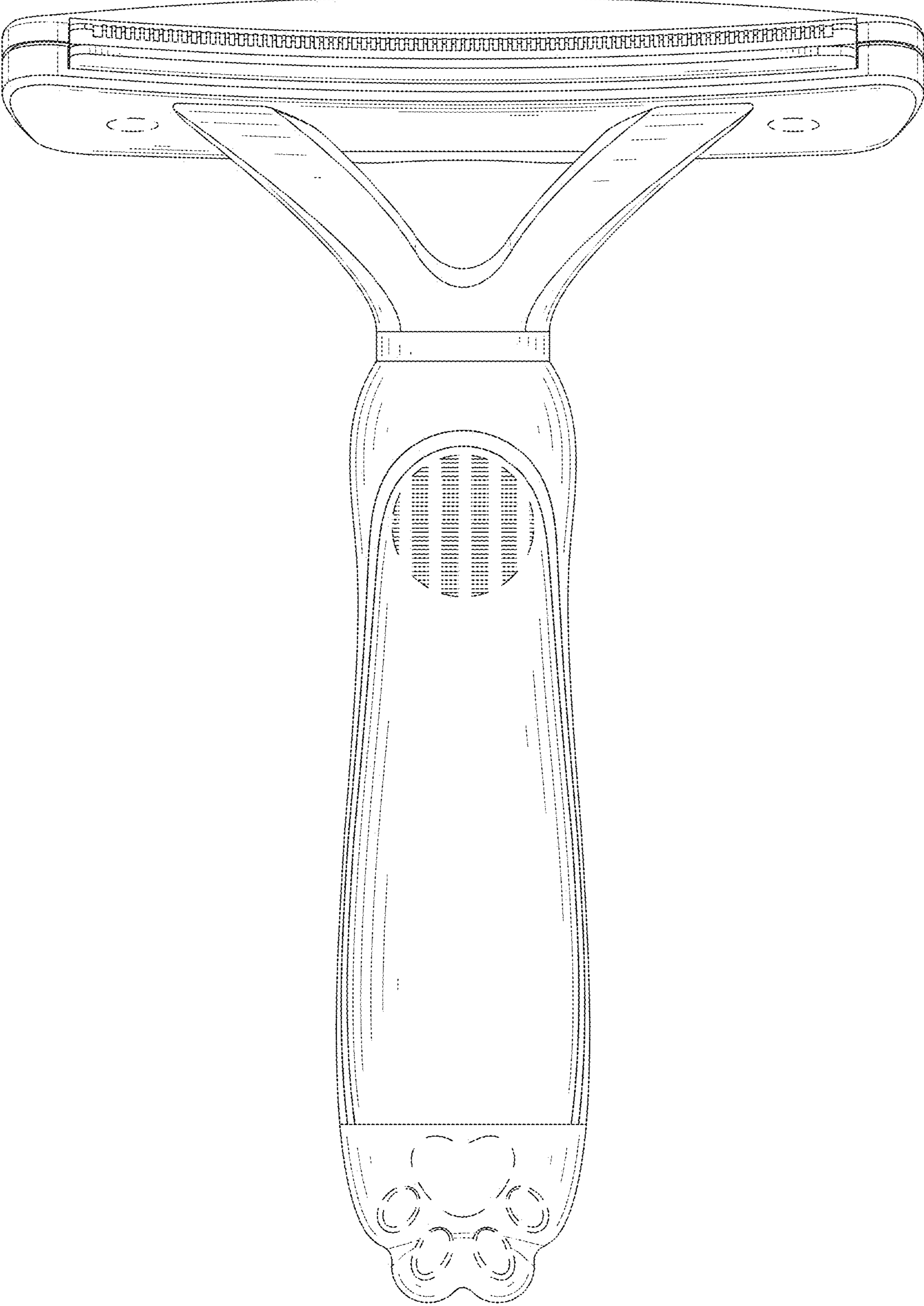


FIG. 8