



US00D870909S

(12) **United States Design Patent** (10) **Patent No.:** **US D870,909 S**
Sedic (45) **Date of Patent:** **** Dec. 24, 2019**

(54) **SKINCARE DEVICE**
(71) Applicant: **Filip Sedic**, Shanghai (CN)
(72) Inventor: **Filip Sedic**, Shanghai (CN)
(73) Assignee: **FOREO Inc.**, Las Vegas, NV (US)
(**) Term: **15 Years**
(21) Appl. No.: **29/668,444**
(22) Filed: **Oct. 30, 2018**
(51) **LOC (12) Cl.** **28-03**
(52) **U.S. Cl.**
USPC **D24/215**
(58) **Field of Classification Search**
USPC 601/15, 18, 19, 46, 47, 48, 52, 99, 112,
601/113, 118, 125, 129, 134, 135, 137,
601/DIG. 12, DIG. 14, DIG. 15, DIG. 16,
601/DIG. 17; D24/133, 200, 211, 212,
D24/213, 214, 215; D30/160; 600/38,
600/39, 40, 41
CPC A61H 2201/1671; A61H 39/04; A61H
7/003; A61H 7/007; A61H 2201/1635;
A61N 5/0616
See application file for complete search history.

D845,631 S * 4/2019 Sedic D4/100
D850,111 S * 6/2019 Sedic D4/100
D852,972 S * 7/2019 Sedic D24/214
2014/0194900 A1* 7/2014 Sedic A47K 7/043
606/131
2016/0135582 A1* 5/2016 Yen A47K 7/04
15/22.1
2019/0117497 A1* 4/2019 Sedic A61H 23/0218
2019/0142691 A1* 5/2019 Sedic A45D 44/00
601/18

OTHER PUBLICATIONS

Amazon, "Foreo UFO Smart Mask Treatment Device", Sep. 24, 2018. https://www.amazon.com/Foreo-Thermo-Activated-Smart-Mask/dp/B07B8DQX5T/ref=cm_cr_arp_d_product_top?ie=UTF8. Shown on p. 1. (Year: 2018).*

* cited by examiner

Primary Examiner — Cynthia Ramirez
Assistant Examiner — Michael A Maharajh
(74) *Attorney, Agent, or Firm* — Evan Feldstein

(57) **CLAIM**

I claim the ornamental design for a skincare device, as shown and described.

DESCRIPTION

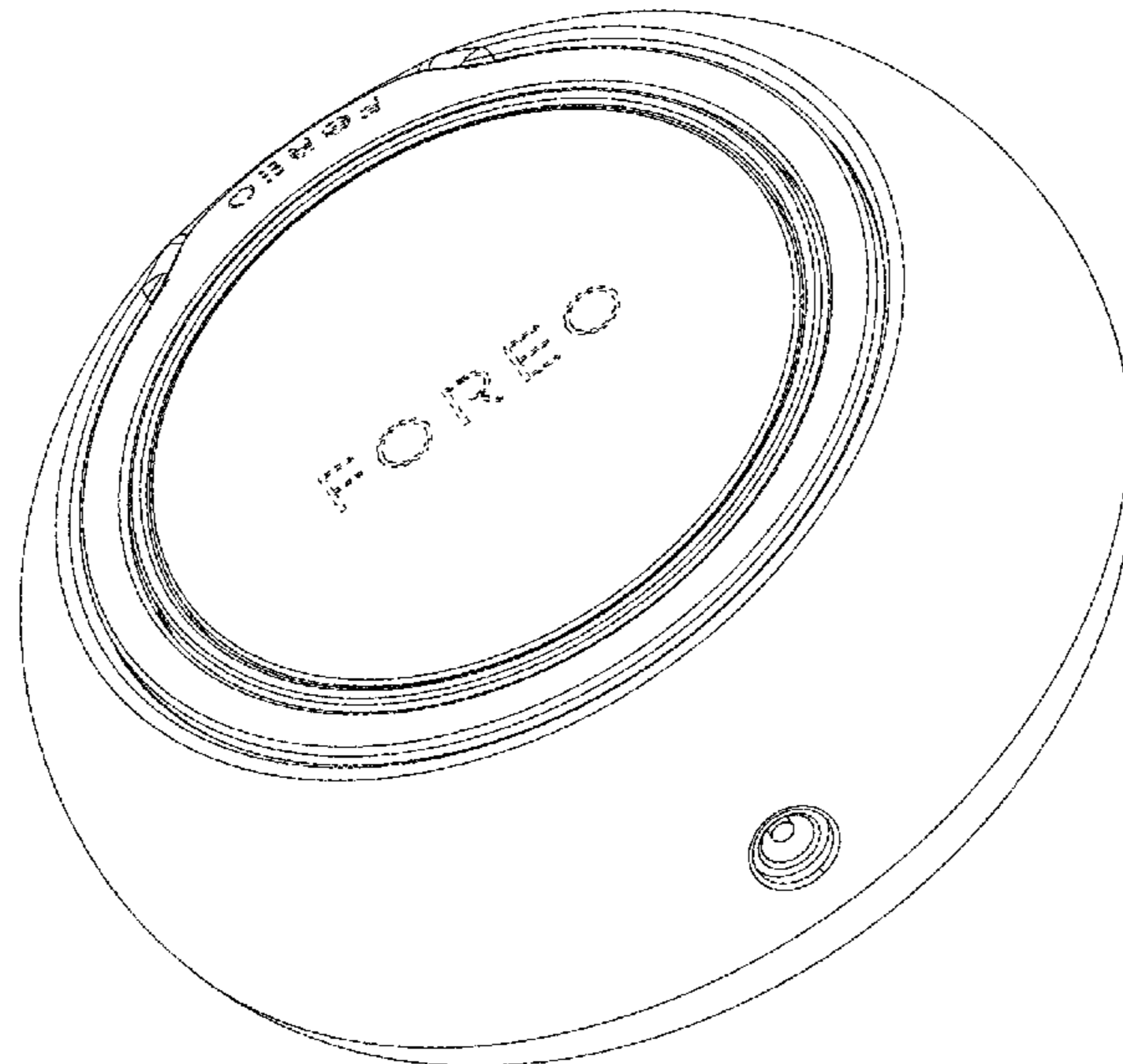
FIG. 1 is a perspective view of a skincare device showing my new design.
FIG. 2 is a top view of the skincare device.
FIG. 3 is a bottom view of the skincare device.
FIG. 4 is a rear view of skincare device.
FIG. 5 is a front view of the skincare device.
FIG. 6 is a right side view of the skincare device; and,
FIG. 7 is a left side view of the skincare device.
The letters FOREO shown in dashed lines are for the purposes of illustrating environmental structure which form part of the claimed design.

1 Claim, 5 Drawing Sheets

(56) **References Cited**

U.S. PATENT DOCUMENTS

D214,111 S * 5/1969 Anderson D24/214
D303,430 S * 9/1989 Studer, Jr. D24/200
D571,926 S * 6/2008 Wu D24/215
D698,455 S * 1/2014 Sedic A61H 23/004
D24/215
D715,935 S * 10/2014 Huntington D24/146
D737,990 S * 9/2015 Lee D24/200
D795,593 S * 8/2017 Huang D4/127
D829,445 S * 10/2018 Kern D4/127
D837,994 S * 1/2019 Sedic D24/214
D838,112 S * 1/2019 Yi D4/120
D845,630 S * 4/2019 Sedic D4/100



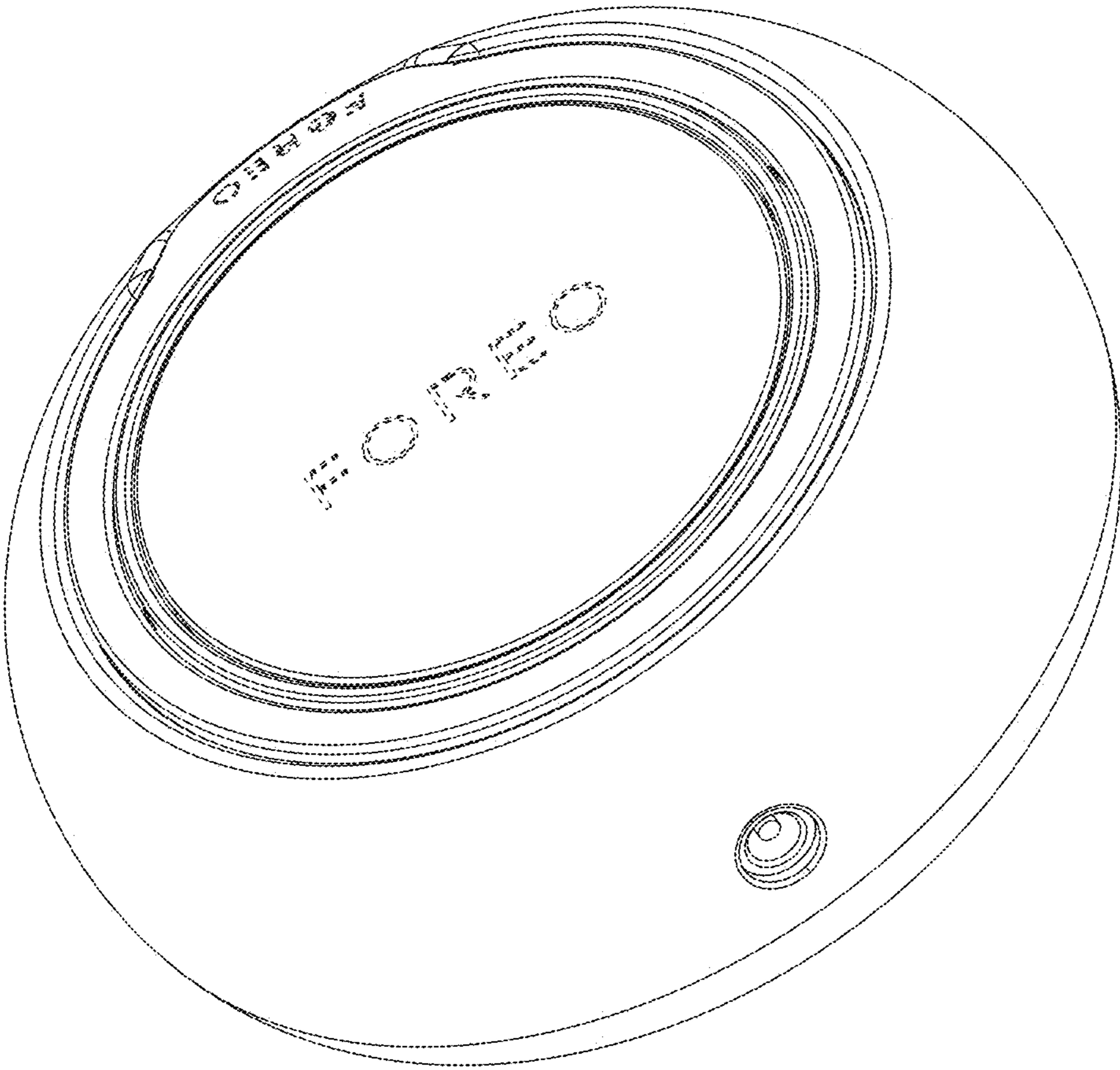


FIG. 1



FIG. 2

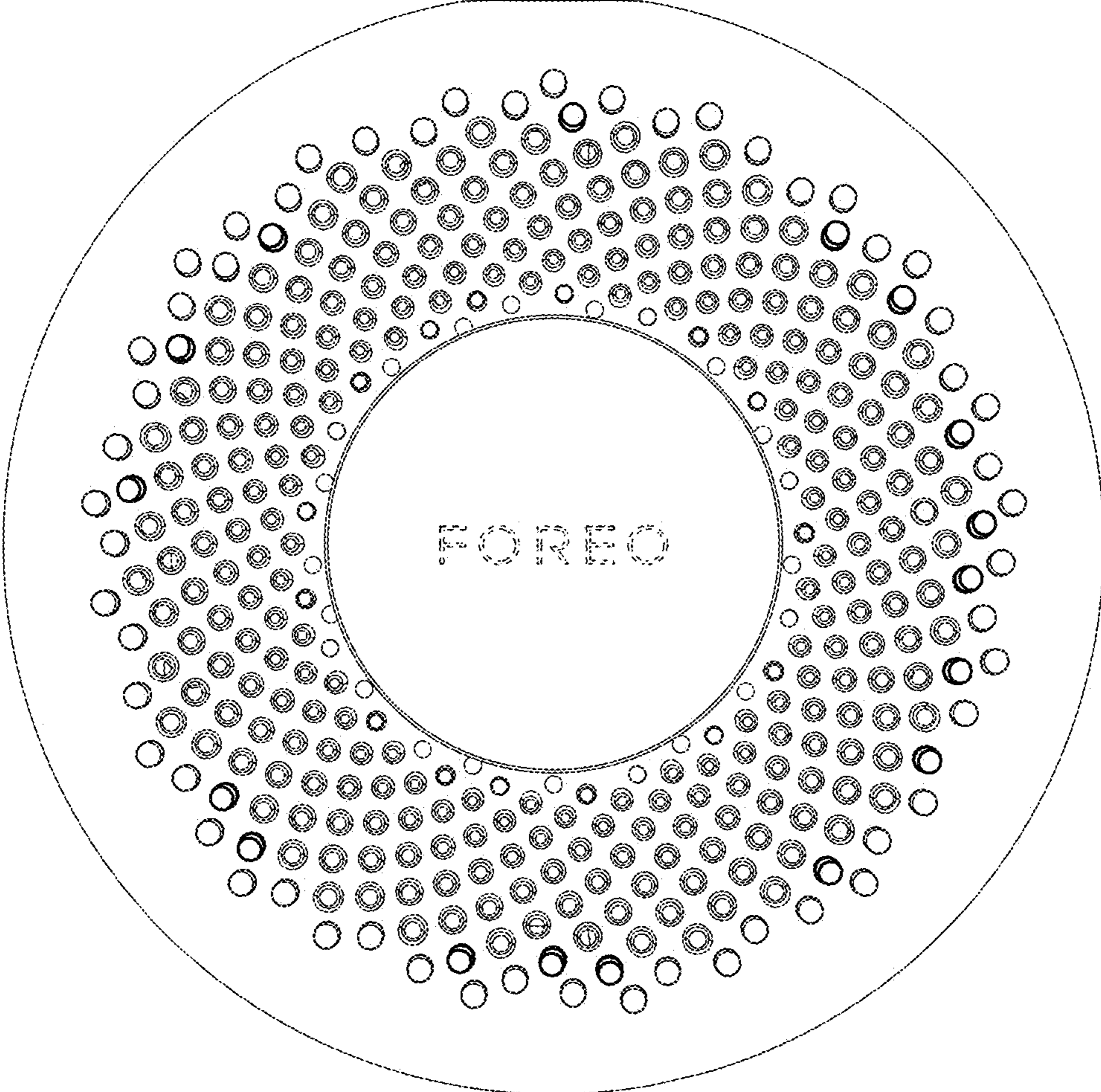


FIG. 3

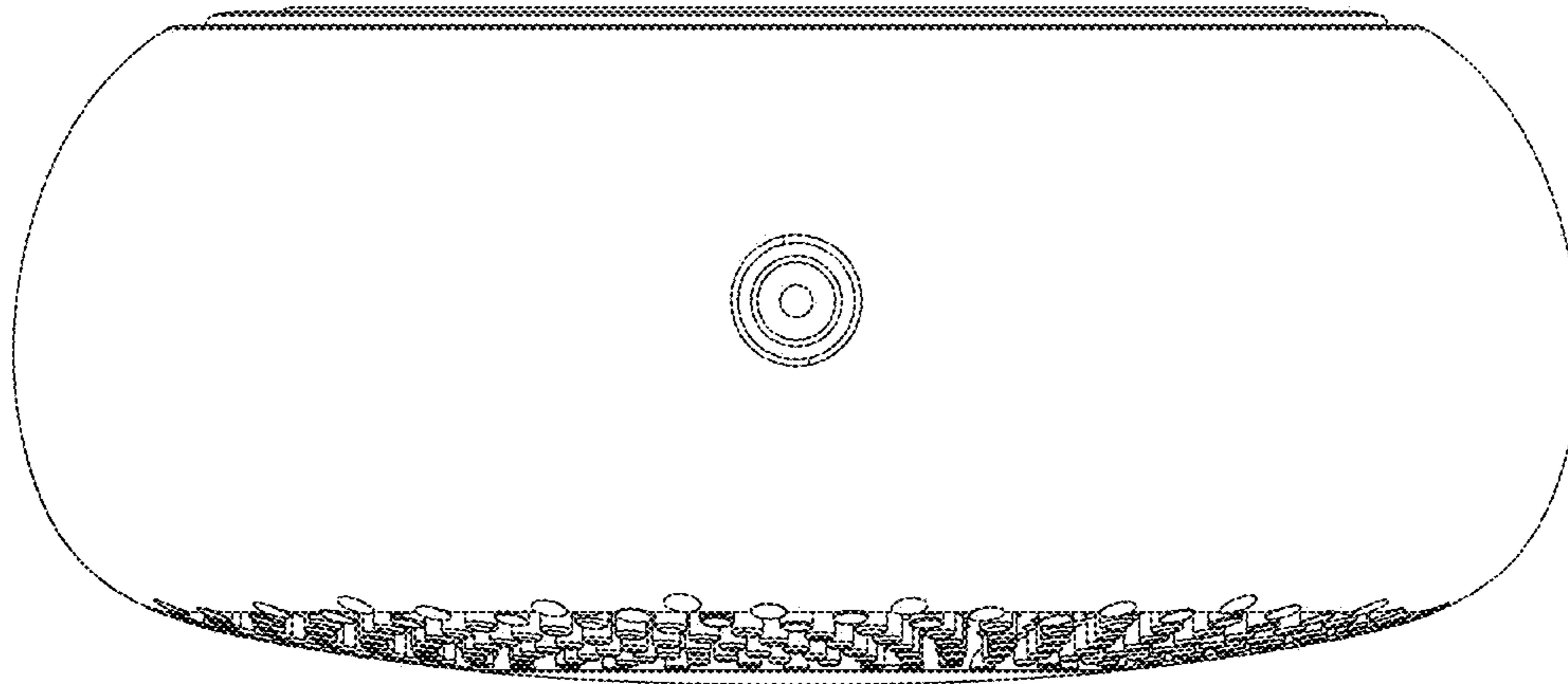


FIG. 4

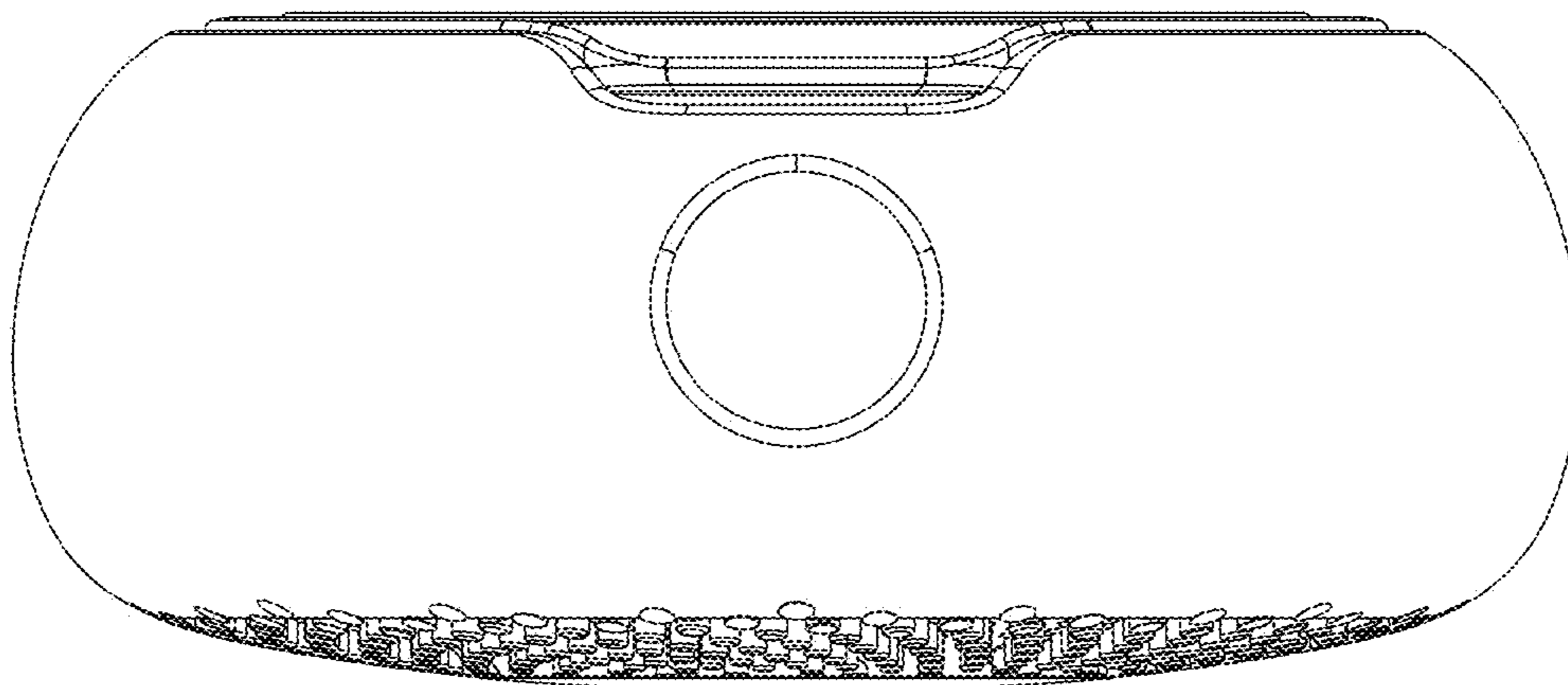


FIG. 5




FIG. 6




FIG. 7