



US00D870907S

(12) **United States Design Patent**  
**Cheng**

(10) **Patent No.:** **US D870,907 S**

(45) **Date of Patent:** **\*\* Dec. 24, 2019**

- (54) **NECK MASSAGER**
- (71) Applicant: **SHANQ DIH CO., LTD.**, Tainan (TW)
- (72) Inventor: **Cheng-Kuo Cheng**, Tainan (TW)
- (73) Assignee: **Shanq Dih Co., Ltd.**, Tainan (TW)
- (\*\*) Term: **15 Years**
- (21) Appl. No.: **29/644,837**
- (22) Filed: **Apr. 20, 2018**
- (51) **LOC (12) Cl.** ..... **28-03**
- (52) **U.S. Cl.**  
USPC ..... **D24/211**
- (58) **Field of Classification Search**  
USPC ..... D24/200, 211, 212, 213, 214, 215;  
601/19, 22, 46, 52, 63, 80, 99, 104,  
601/110–114, 118–120, 125, 134, 151,  
601/152, DIG. 12, DIG. 14, DIG. 15,  
601/DIG. 16, DIG. 17  
CPC ..... A61H 1/00; A61H 1/001; A61H 1/0237;  
A61H 2015/0007; A61H 2015/0014;  
A61H 2015/0042; A61H 2015/0064;  
A61H 15/00; A61H 2011/005; A61H  
19/44; A61H 19/50; A61H 21/00; A61H  
37/00  
See application file for complete search history.

- 5,848,980 A \* 12/1998 Demerais ..... A61H 23/02  
601/46
- D408,925 S \* 4/1999 Berry ..... D24/214
- D428,997 S \* 8/2000 Berry ..... D24/214
- 6,241,693 B1 \* 6/2001 Lambden ..... A61H 7/001  
601/119
- D451,651 S \* 12/2001 Kaplan ..... D24/211
- D452,572 S \* 12/2001 Nakamura ..... D24/200
- 9,649,246 B1 \* 5/2017 Johnson ..... A61H 15/00
- D833,634 S \* 11/2018 Kramer ..... D24/211
- 2004/0106883 A1 \* 6/2004 Pidcock ..... A61H 15/00  
601/128
- 2007/0083135 A1 \* 4/2007 Gueret ..... A61H 15/00  
601/127
- 2018/0161234 A1 \* 6/2018 Dominee ..... A61H 15/00

\* cited by examiner

*Primary Examiner* — Sandra S Snapp

(74) *Attorney, Agent, or Firm* — Rosenberg, Klein & Lee

(57) **CLAIM**

The ornamental design for a neck massager, as shown and described.

**DESCRIPTION**

FIG. 1 is a perspective view of a neck massager showing my new design;  
 FIG. 2 is a front elevational view thereof;  
 FIG. 3 is a rear elevational view thereof;  
 FIG. 4 is a left side elevational view thereof;  
 FIG. 5 is a right side elevational view thereof;  
 FIG. 6 is a top plan view thereof; and,  
 FIG. 7 is a bottom plan view thereof.

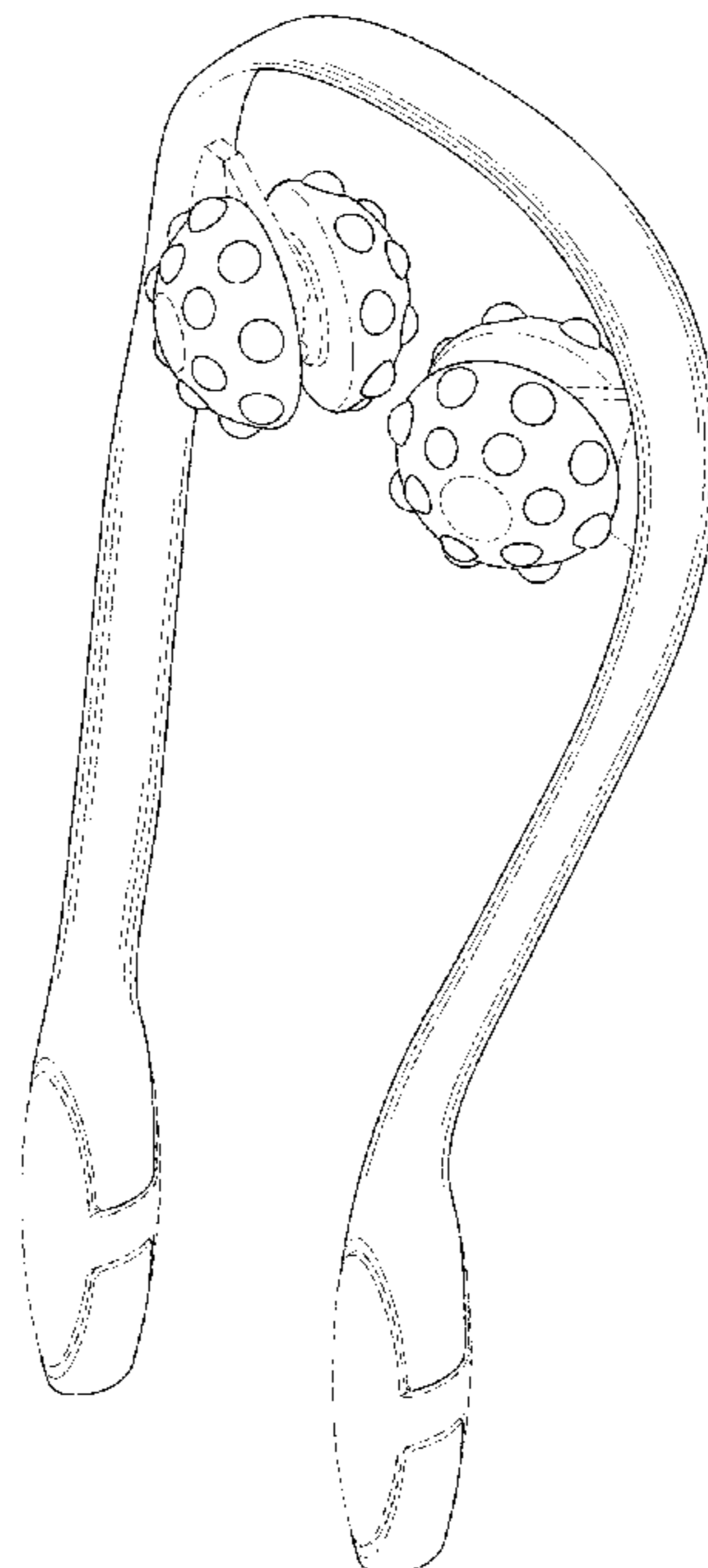
The broken lines shown in the figures are included for illustrating unclaimed portions of the neck massager and form no part of the claimed design.

**1 Claim, 7 Drawing Sheets**

(56) **References Cited**

**U.S. PATENT DOCUMENTS**

- 4,493,315 A \* 1/1985 Iwahashi ..... A61H 7/001  
601/135
- D339,637 S \* 9/1993 Dudoit ..... D24/211
- 5,730,708 A \* 3/1998 Spratt ..... A61H 7/003  
601/118



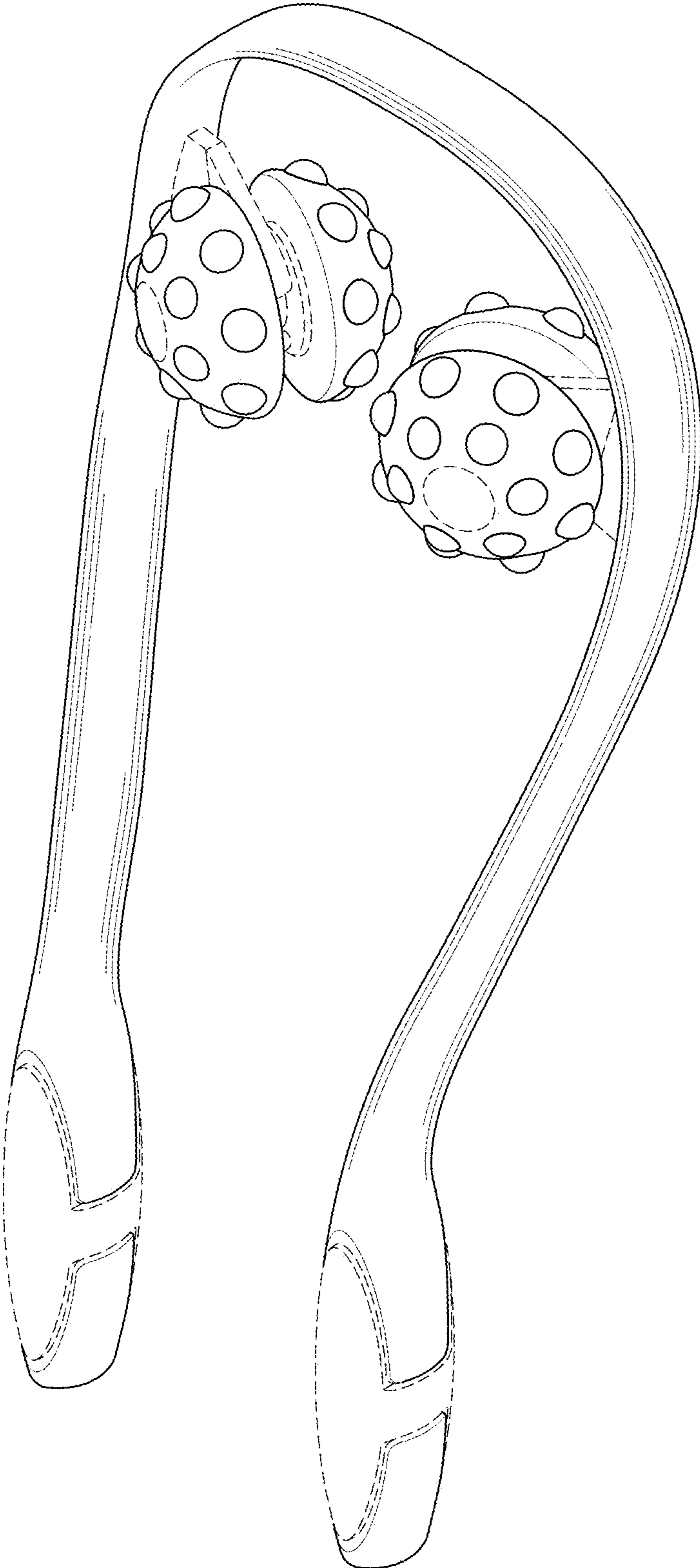


FIG. 1

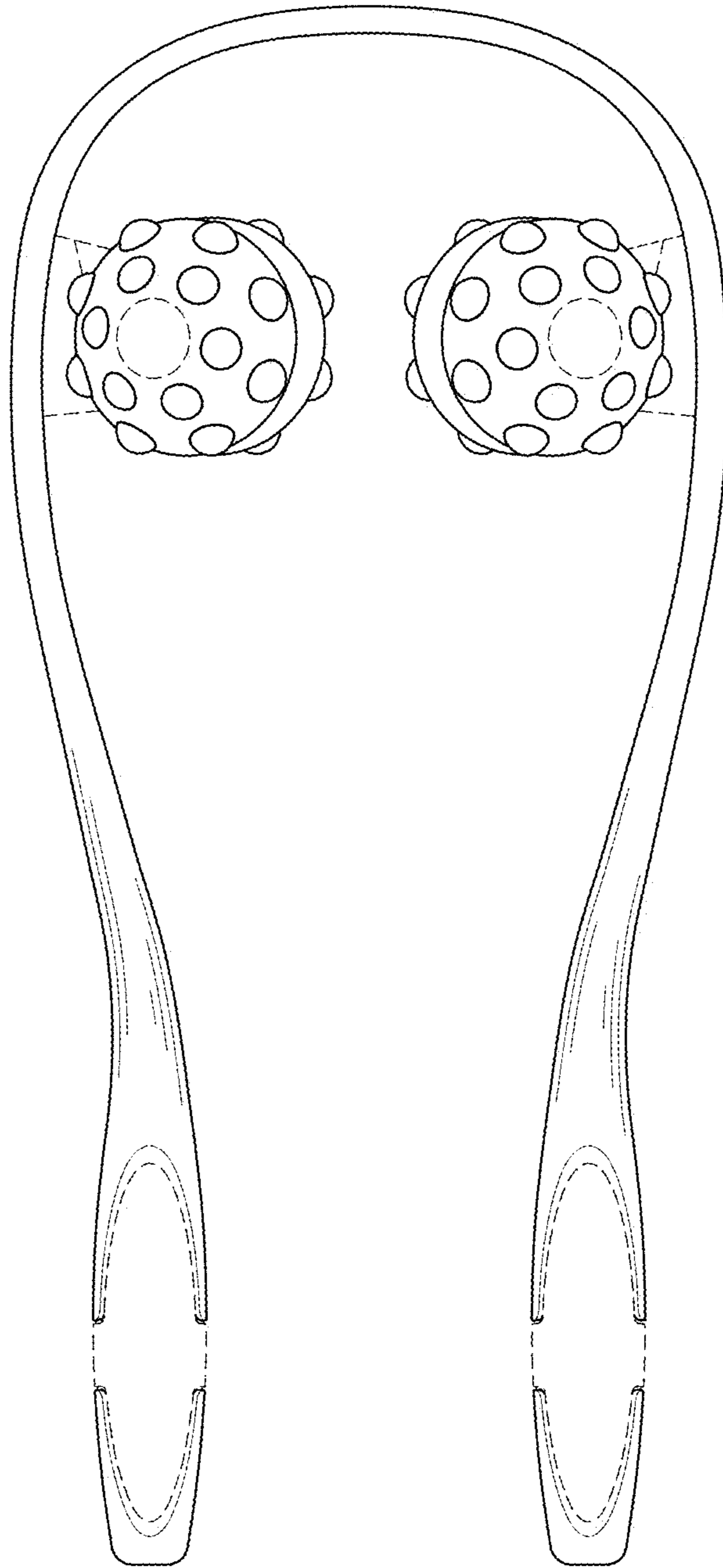


FIG. 2

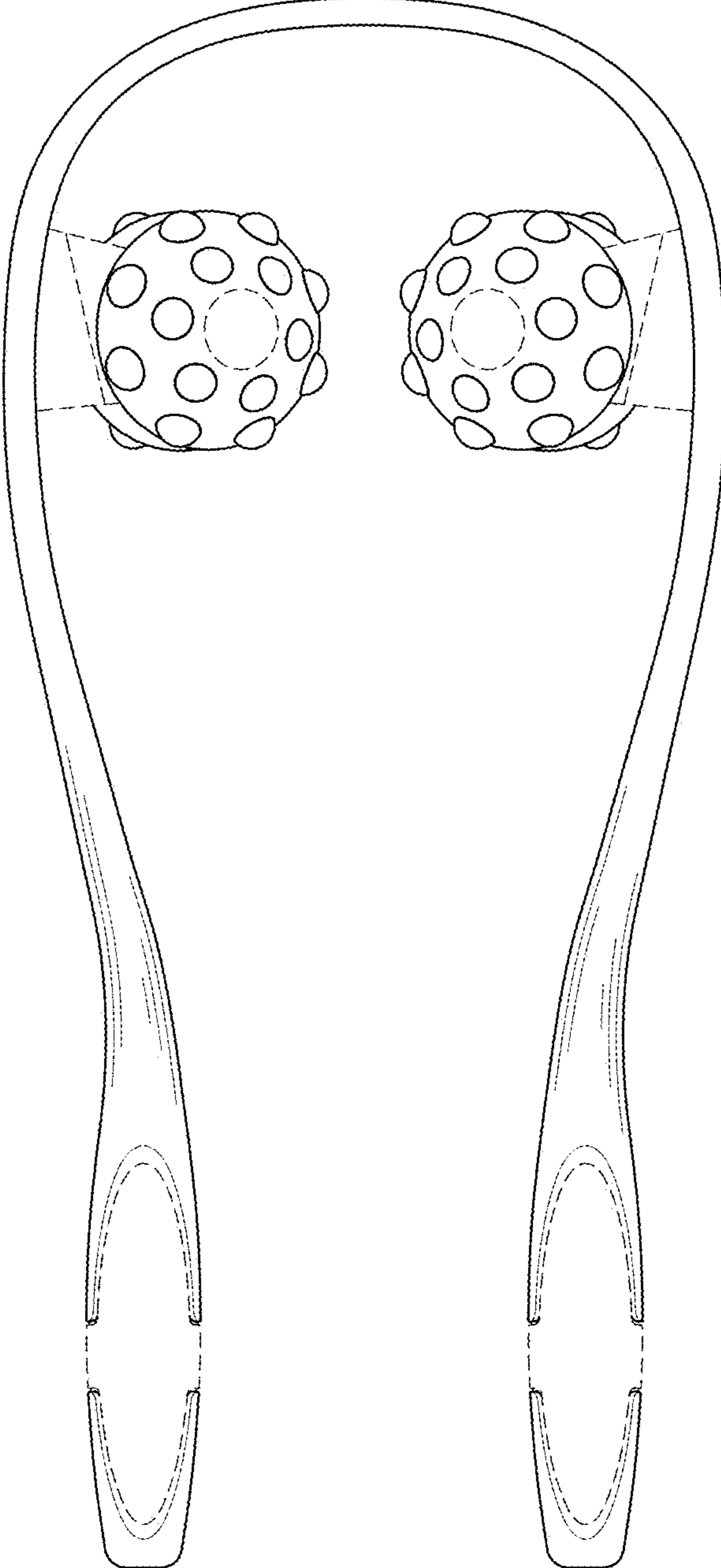


FIG. 3

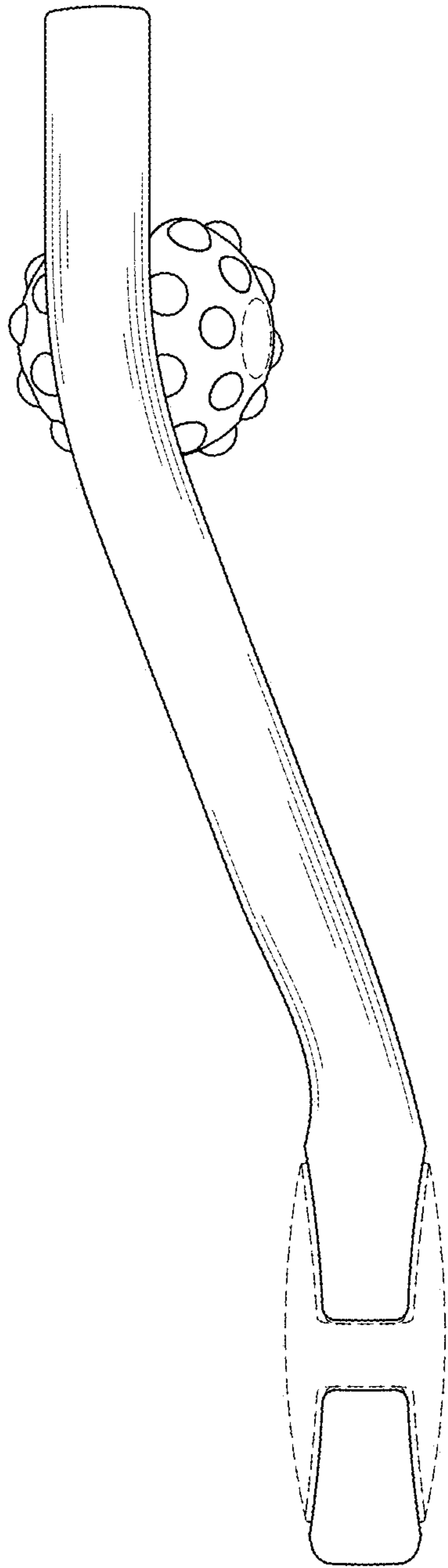


FIG. 4

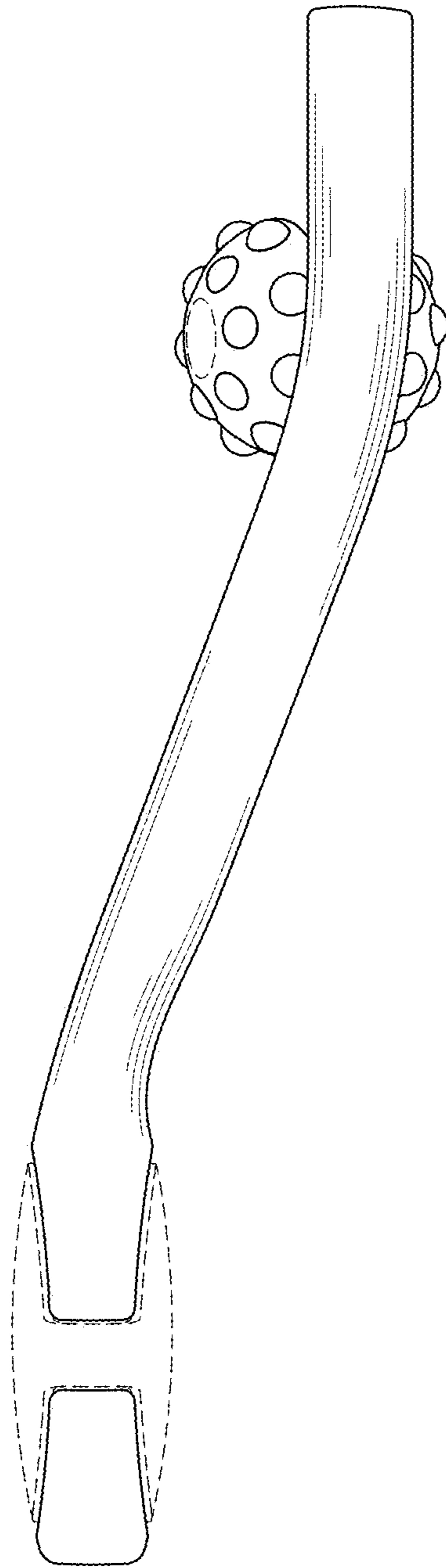


FIG. 5

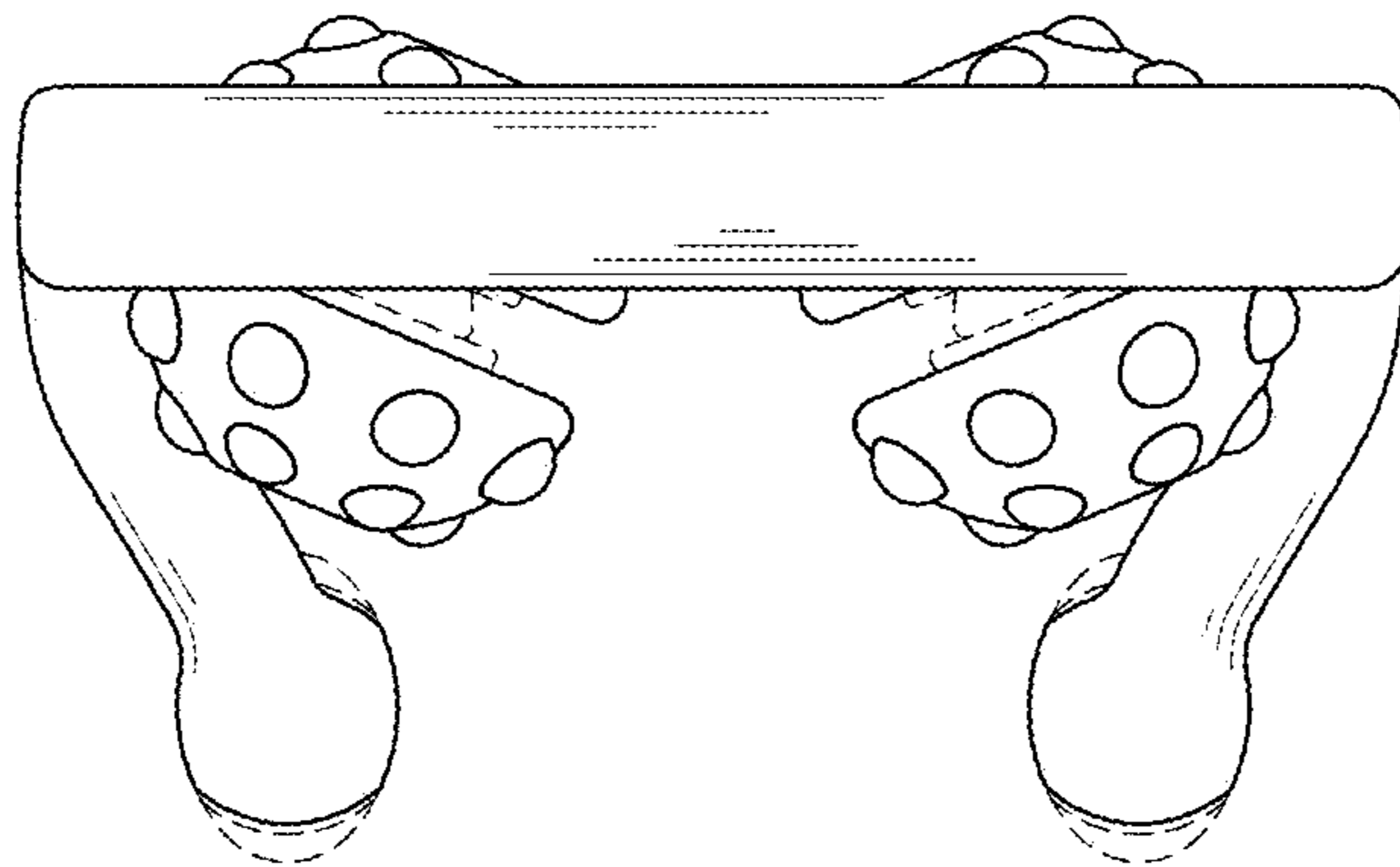


FIG. 6

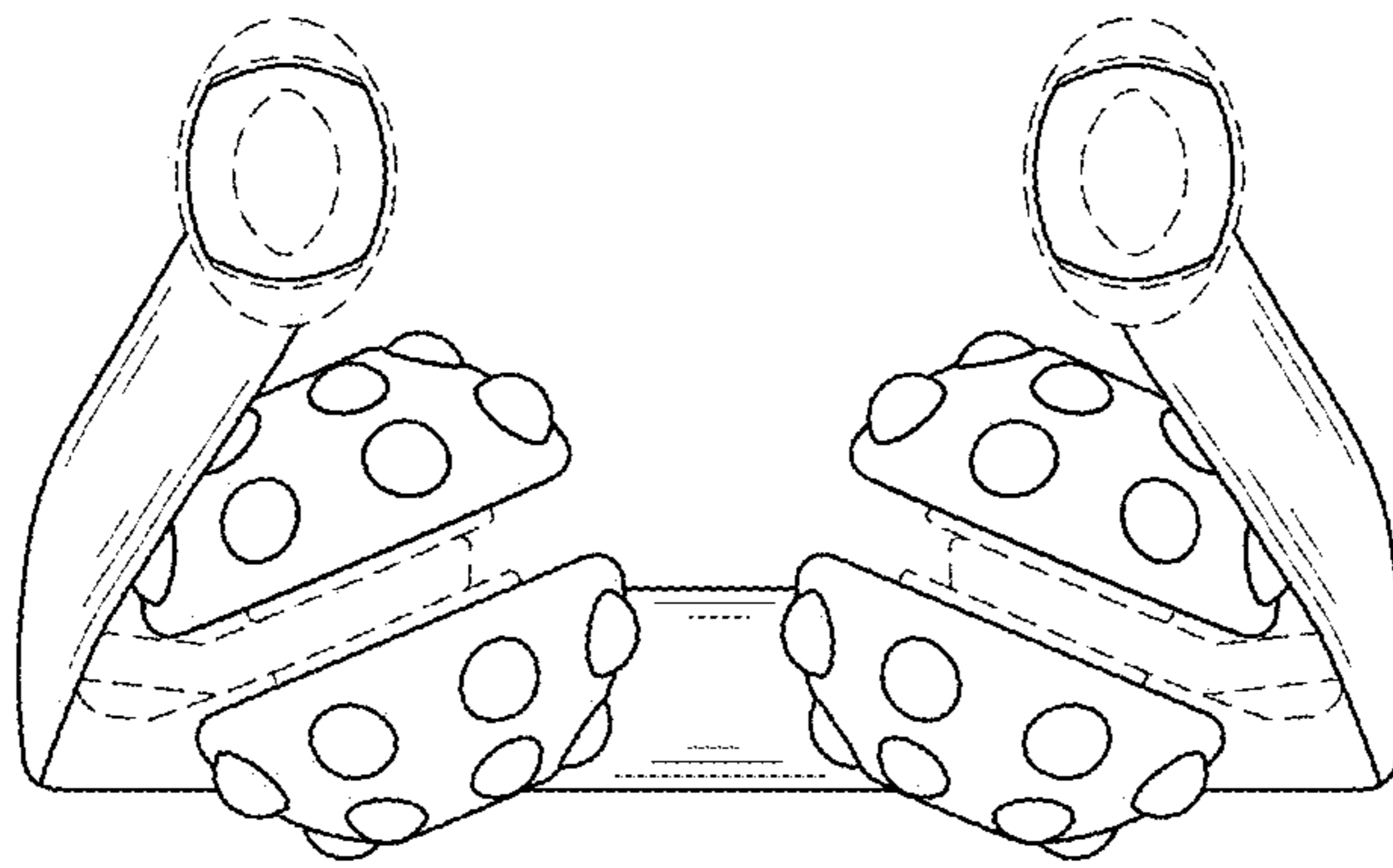


FIG. 7