



US00D870875S

(12) **United States Design Patent** (10) **Patent No.:** **US D870,875 S**
Lim et al. (45) **Date of Patent:** **** Dec. 24, 2019**

(54) **BUILT-IN VENTILATING FAN**
(71) Applicant: **LG ELECTRONICS INC.,** Seoul (KR)
(72) Inventors: **Jaemyung Lim,** Seoul (KR); **Inhwan Ryu,** Seoul (KR); **Yoonji Lee,** Seoul (KR); **Hanjin Jung,** Seoul (KR); **Sangwoog Cho,** Seoul (KR)
(73) Assignee: **LG ELECTRONICS INC.,** Seoul (KR)

(**) Term: **15 Years**
(21) Appl. No.: **35/505,313**
(22) Filed: **Jan. 19, 2018**

(80) **Hague Agreement Data**
Int. Filing Date: **Jan. 19, 2018**
Int. Reg. No.: **DM/099533**
Int. Reg. Date: **Jan. 19, 2018**
Int. Reg. Pub. Date: **Jul. 20, 2018**

(30) **Foreign Application Priority Data**
Jul. 21, 2017 (KR) 30-2017-0033805
(51) **LOC (12) Cl.** **23-04**
(52) **U.S. Cl.**
USPC **D23/370**
(58) **Field of Classification Search**
USPC D23/314, 355, 371, 370, 414
CPC .. F24F 11/30; F24F 11/32; F24F 11/46; F24F 11/62; F24F 11/65; F24F 11/70; F24F 11/83; F24F 11/84; F24F 11/85; F24F 12/00; F24F 2003/1458; F24F 2110/00; F24F 2110/10; F24F 2110/20; F24F 2130/00; F24F 2130/10; F24F 2140/60; F24F 3/00; F24F 3/1405; F24F 3/1411; F24F 3/1429; F24F 3/147; F24F 3/153
See application file for complete search history.

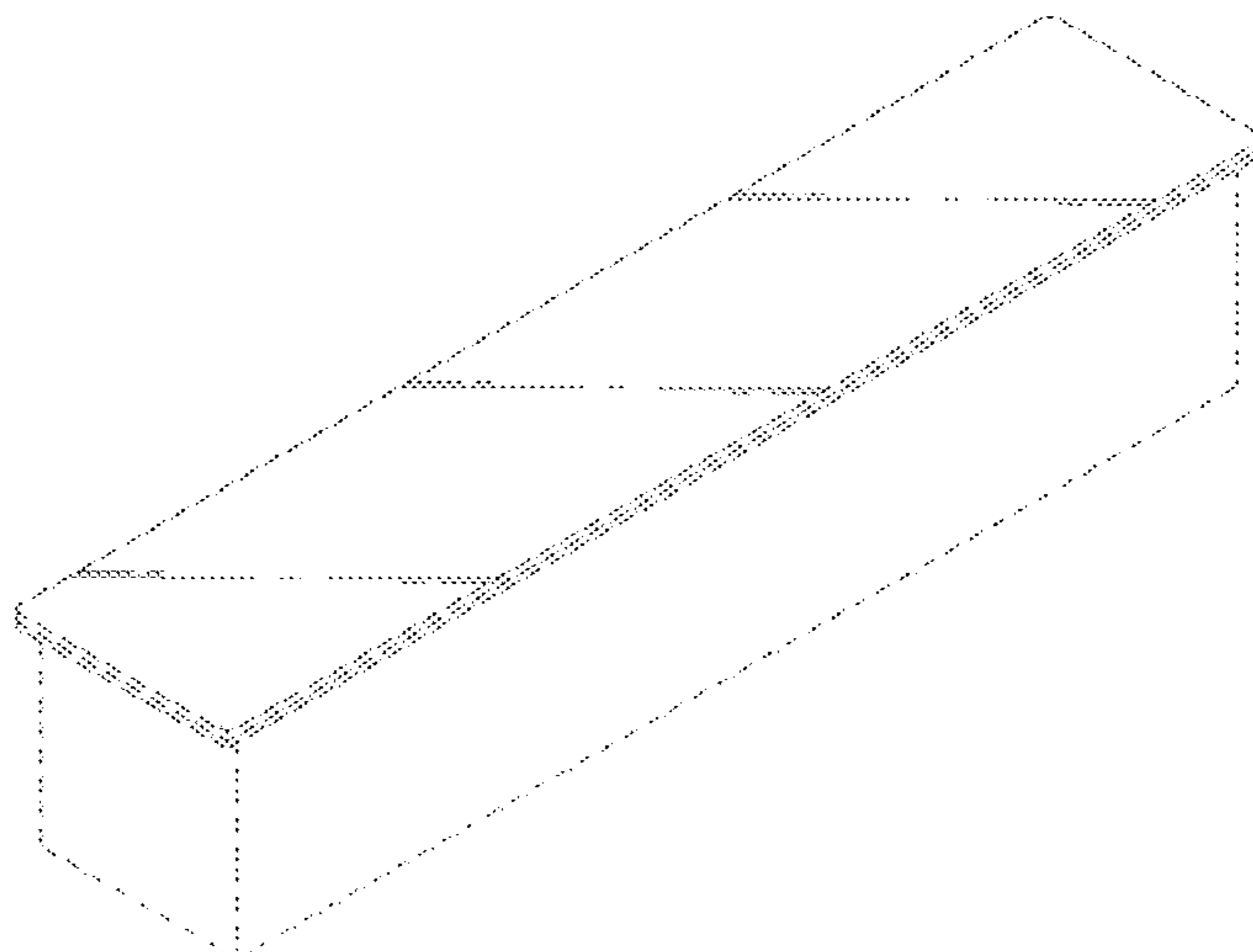
(56) **References Cited**
U.S. PATENT DOCUMENTS
D580,542 S * 11/2008 Miyake D23/385
D581,508 S * 11/2008 Miyake D23/371
D617,889 S * 6/2010 Miyake D23/385
D672,449 S * 12/2012 Yeh D23/385
(Continued)

Primary Examiner — Khawaja Anwar
(74) *Attorney, Agent, or Firm* — Birch, Stewart, Kolasch & Birch, LLP

(57) **CLAIM**
The ornamental design for a built-in ventilating fan, as shown and described.

DESCRIPTION
1. Built-in ventilating fan
1.1 : Perspective
1.2 : Front
1.3 : Left
1.4 : Top
1.5 : Bottom
1.6 : Perspective view 2
1.7 : Front view 2
1.8 : Left view 2
1.9 : Top view 2
1.10 : Bottom view 2
The broken lines depict portions of the built-in ventilating fan that form no part of the claimed design; the dash-dot broken lines define the boundary of the claimed design and form no part thereof; reproduction 1.1 is a front perspective view of the built-in ventilating fan; reproduction 1.2 is a front view thereof where the back view is a mirror image; reproduction 1.3 is a left view thereof where the right view is a mirror image; reproduction 1.4 is a top view thereof; reproduction 1.5 is a bottom view thereof; reproduction 1.6 is a front perspective view thereof in a condition that is in use; and reproductions 1.7, 1.8, 1.9 and 1.10 are front, left, top and bottom views of reproduction 1.6.

1 Claim, 10 Drawing Sheets



(56)

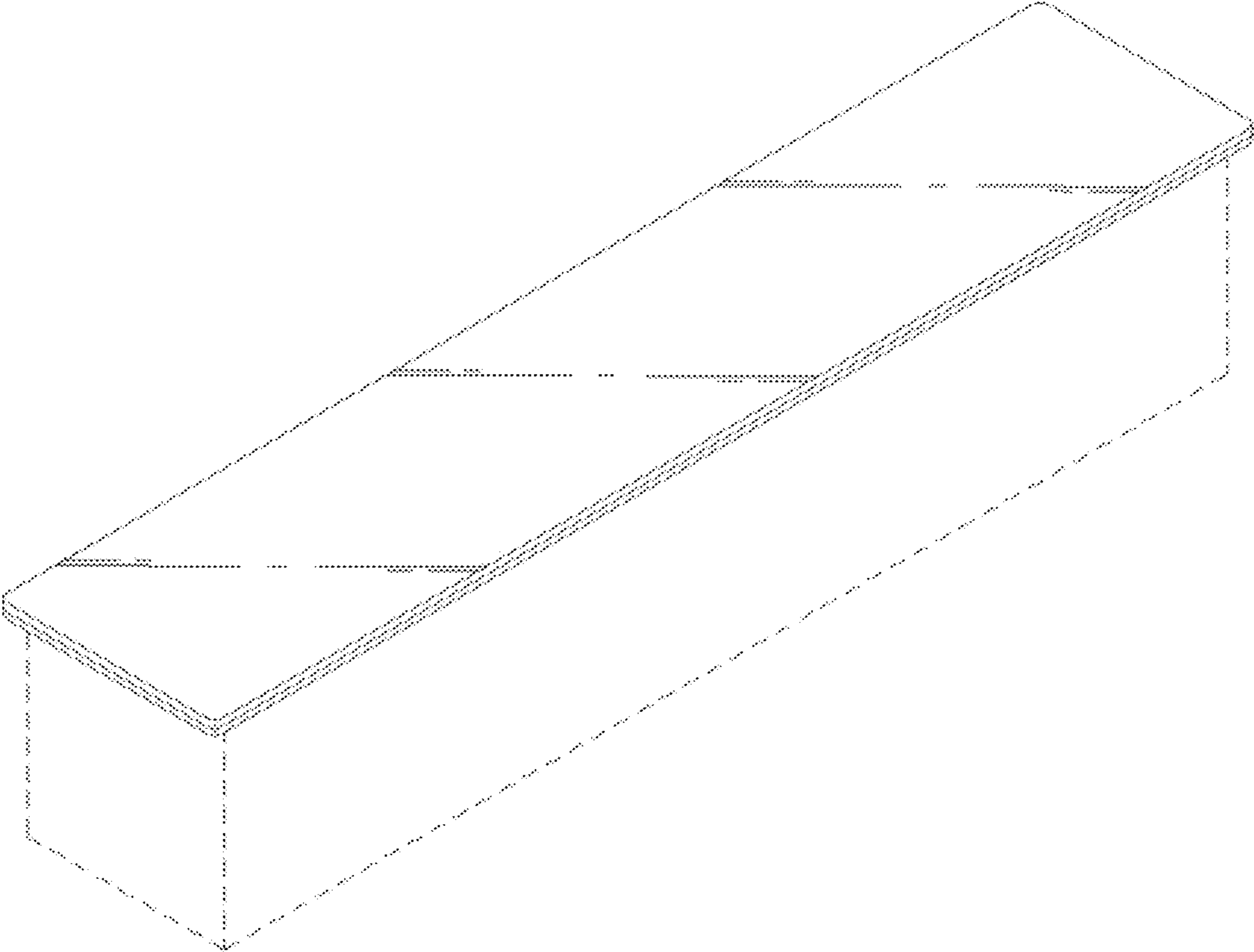
References Cited

U.S. PATENT DOCUMENTS


D674,077 S	*	1/2013	Miyake	D23/372
D678,994 S	*	3/2013	Miyake	D23/371
D799,659 S	*	10/2017	Deusing	D23/373
D804,627 S	*	12/2017	Puffer	D23/371
D836,765 S	*	12/2018	Puffer	D23/370

* cited by examiner


1.1




1.2




1.3



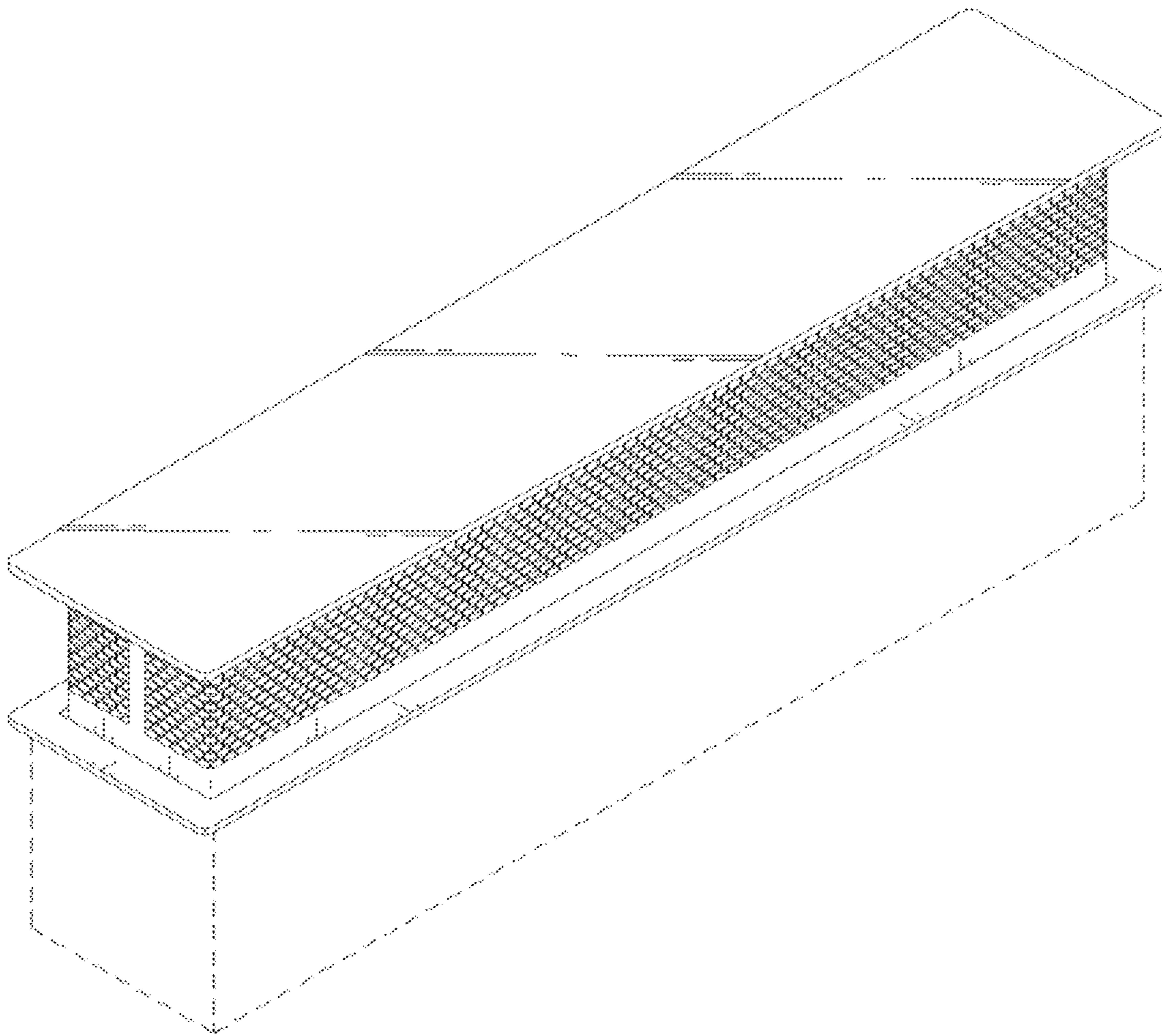
1.4



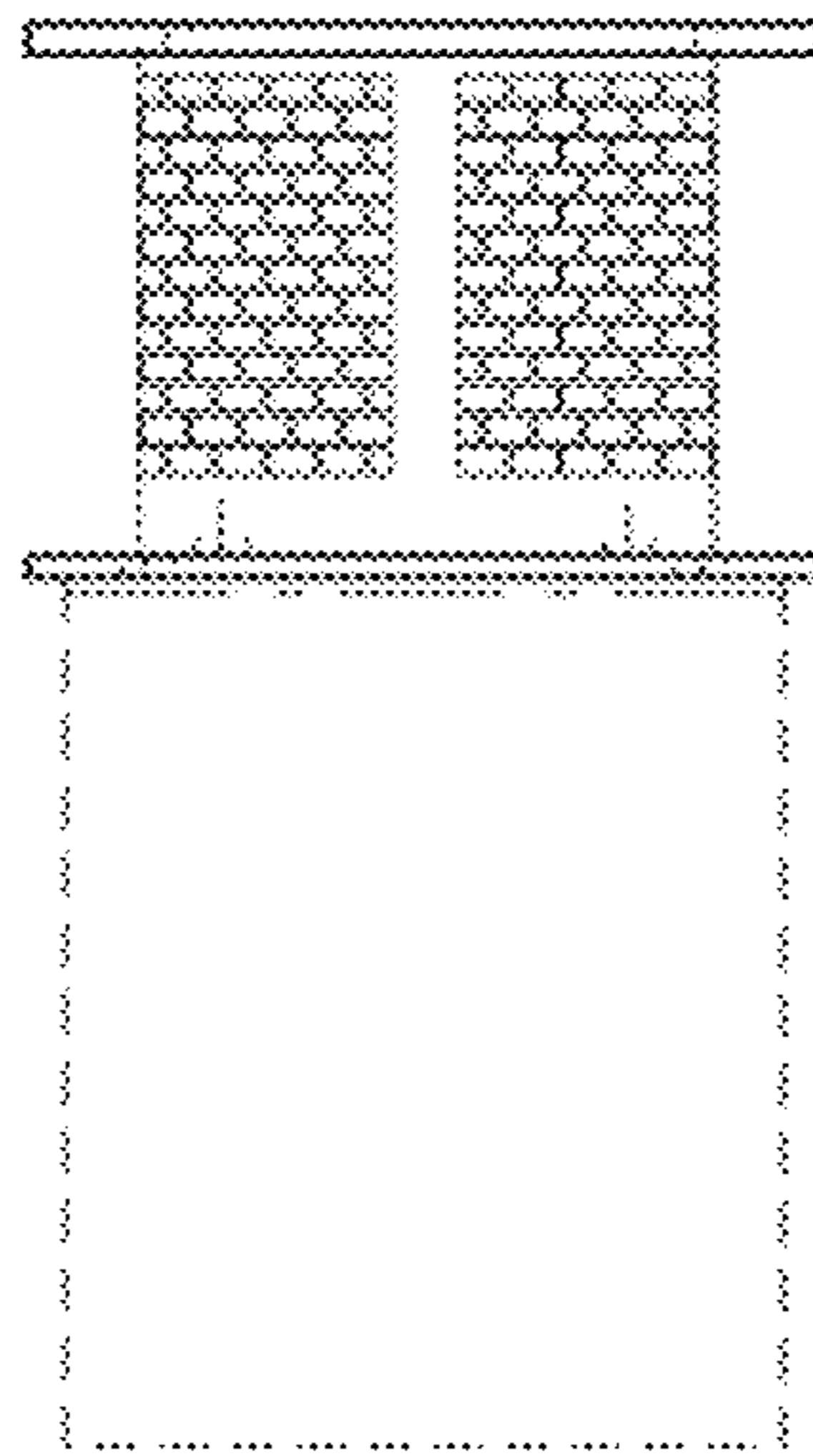
1.5




1.6




1.7



1.8



1.9



1.10

