



US00D870831S

(12) **United States Design Patent**
Tury et al.

(10) **Patent No.:** **US D870,831 S**

(45) **Date of Patent:** **** Dec. 24, 2019**

- (54) **BILLIARD TABLE**
- (71) Applicant: **Brunswick Corporation**, Lake Forest, IL (US)
- (72) Inventors: **Colin Tury**, Southfield, MI (US);
Theodore J. Caron, Kenosha, WI (US)
- (73) Assignee: **Life Fitness, LLC**, Rosemont, IL (US)
- (**) Term: **15 Years**
- (21) Appl. No.: **29/614,673**
- (22) Filed: **Aug. 22, 2017**
- (51) **LOC (12) Cl.** **06-03**
- (52) **U.S. Cl.**
USPC **D21/784**
- (58) **Field of Classification Search**
USPC D21/782-784; D6/685, 691, 696
CPC A63D 15/00; A63D 15/01; A63D 15/02;
A63D 15/04; A63D 15/06
See application file for complete search history.

- D408,487 S 4/1999 McCormick et al.
- D408,488 S 4/1999 McCormick et al.
- D418,185 S 12/1999 McCormick et al.
- 6,149,530 A * 11/2000 Shih A63D 15/00
273/126 R
- D441,479 S * 5/2001 McCormick D26/72
- D446,275 S * 8/2001 Murrey D21/784
- D473,278 S 4/2003 McCormick et al.
- D476,711 S * 7/2003 Church D21/783
- D489,784 S 5/2004 Foley
- D491,245 S 6/2004 Newhouse
- D494,241 S 8/2004 Moore, Sr.
- D494,242 S 8/2004 McCormick
- D495,766 S 9/2004 Moore, Sr.
- D505,173 S 5/2005 Foley

(Continued)

Primary Examiner — Kevin K Rudzinski
Assistant Examiner — Mehri F Bajoul
 (74) *Attorney, Agent, or Firm* — Andrus Intellectual Property Law, LLP

(57) **CLAIM**

The ornamental design for a billiard table, as shown and described.

(56) **References Cited**

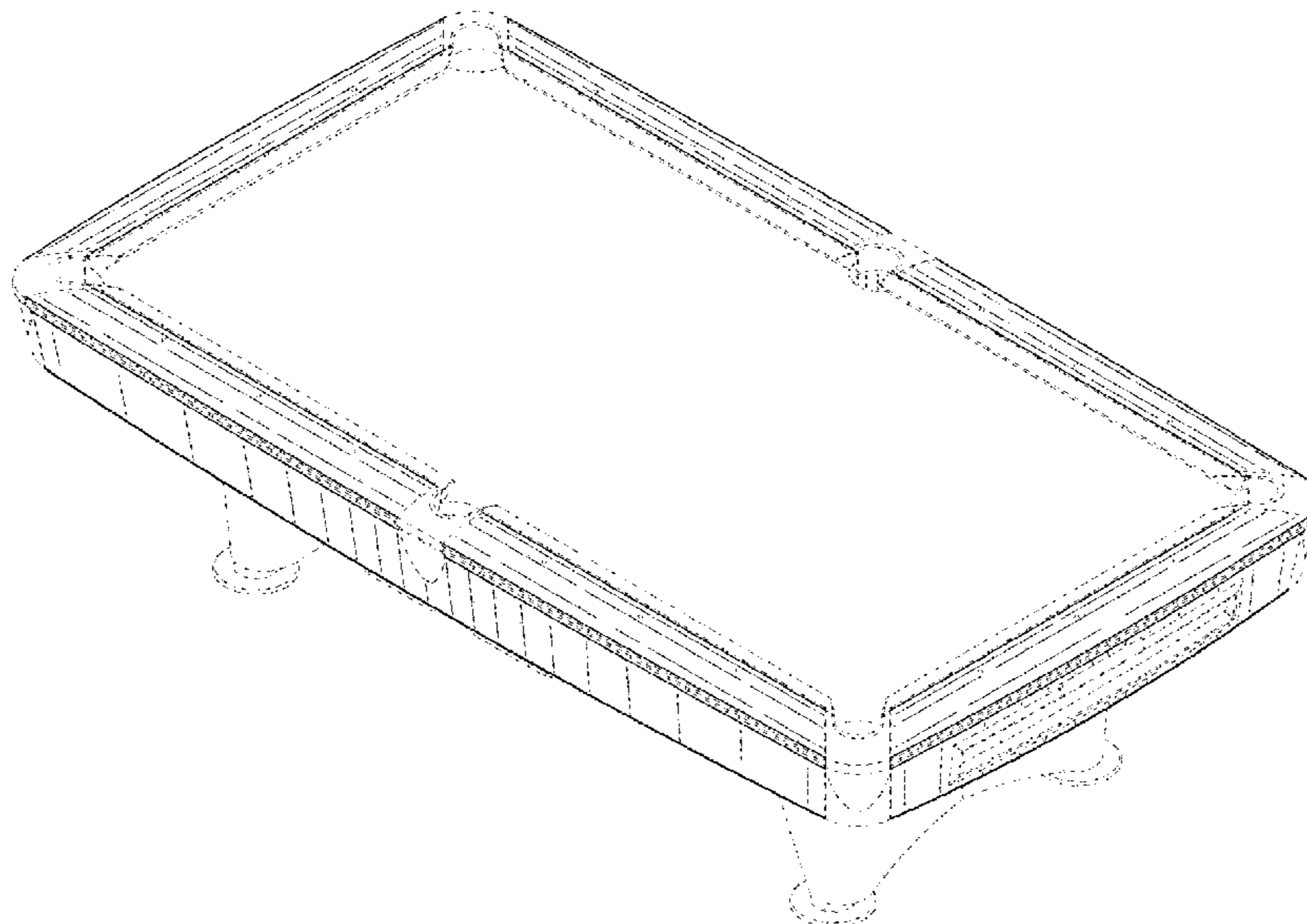
U.S. PATENT DOCUMENTS

- D192,086 S * 1/1962 Reineman D21/784
- 3,348,841 A * 10/1967 Heiss A63D 15/00
194/241
- 3,495,825 A * 2/1970 Nielsen A63D 15/00
273/125 R
- D257,469 S 10/1980 Moore
- D257,684 S 12/1980 Moore
- D259,579 S * 6/1981 Kaye D21/784
- D319,279 S * 8/1991 Kaye D21/784
- D319,860 S * 9/1991 Ascher D21/784
- D332,293 S 1/1993 Powers
- D332,648 S * 1/1993 Mitchell, Jr. D21/784
- D348,916 S 7/1994 Powers
- D376,401 S * 12/1996 Lucas D21/784
- 5,830,072 A * 11/1998 D'Aguiar A63D 15/00
473/33

DESCRIPTION

FIG. 1 is a perspective view of a billiard table showing our new design;
 FIG. 2 is a side elevation view of the length of the billiard table thereof;
 FIG. 3 is an opposite side elevation thereof;
 FIG. 4 is an end elevation view of the width of the billiard table in FIG. 1;
 FIG. 5 is an opposite end elevation view thereof;
 FIG. 6 is a top plan view of FIG. 1; and,
 FIG. 7 is a bottom plan view thereof.
 The broken lines shown in the drawings depict portions of the billiard table that form no part of the claimed design.

1 Claim, 7 Drawing Sheets



(56)

References Cited

U.S. PATENT DOCUMENTS

6,991,231 B1 *	1/2006	Tien	A63F 9/00 273/108.1
D515,650 S *	2/2006	Hobbs	D21/784
D558,847 S	1/2008	McCormick	
D558,848 S	1/2008	Moore, Sr.	
D594,522 S	6/2009	Callif et al.	
D597,161 S	7/2009	Blair et al.	
D597,162 S	7/2009	Blair et al.	
D597,623 S	8/2009	Blair et al.	
D598,515 S	8/2009	Blair et al.	
D599,426 S	9/2009	Blair et al.	
D654,204 S *	2/2012	Friesen	D26/73
D676,917 S	2/2013	McCormick et al.	
D696,370 S	12/2013	Robison et al.	
D699,310 S	2/2014	Cox	
2005/0107177 A1 *	5/2005	Arias	A63D 15/04 473/10
2005/0221902 A1 *	10/2005	Chen	A63D 15/00 473/4
2011/0143847 A1 *	6/2011	Lu	A63D 15/00 473/22

* cited by examiner

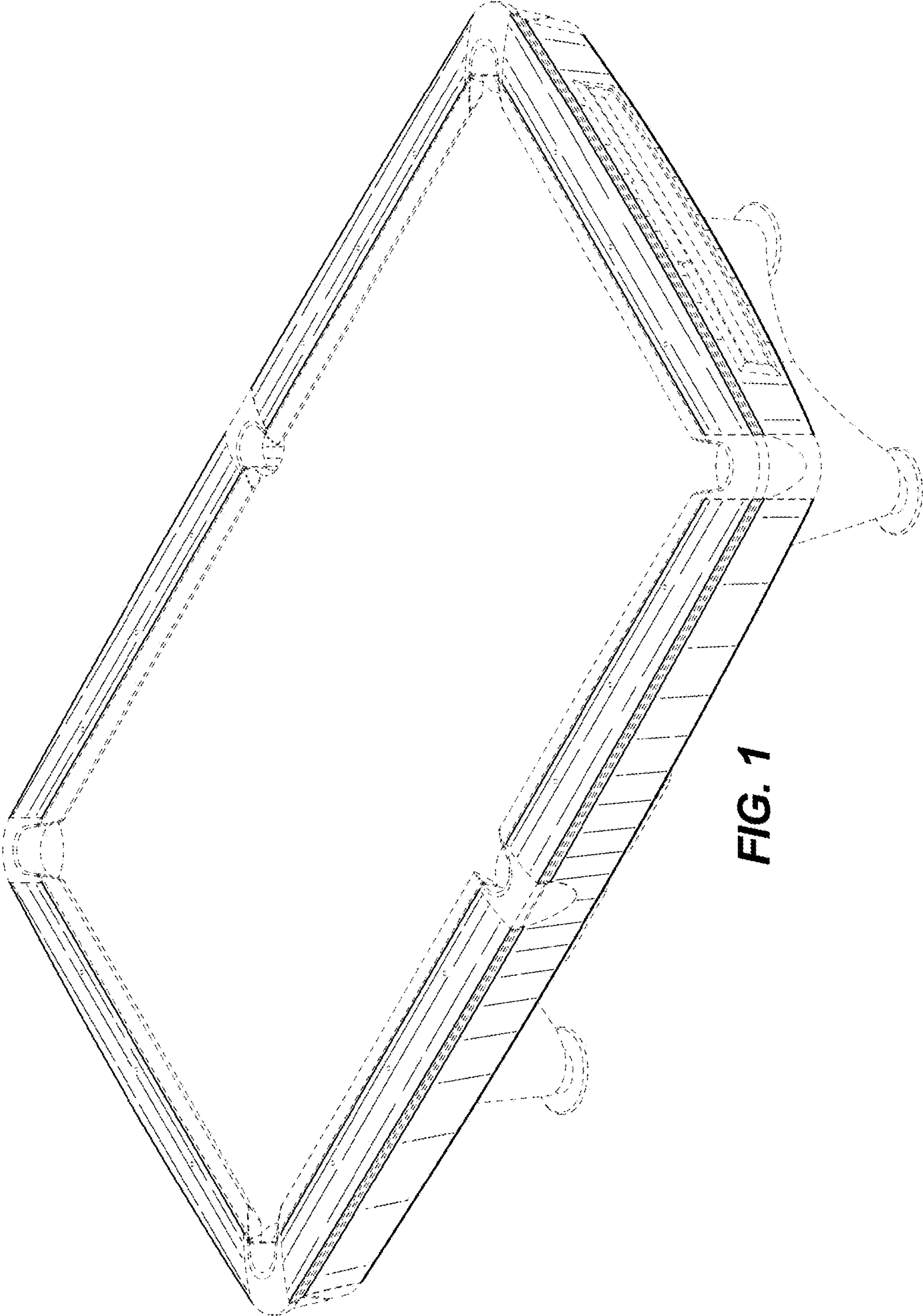


FIG. 1

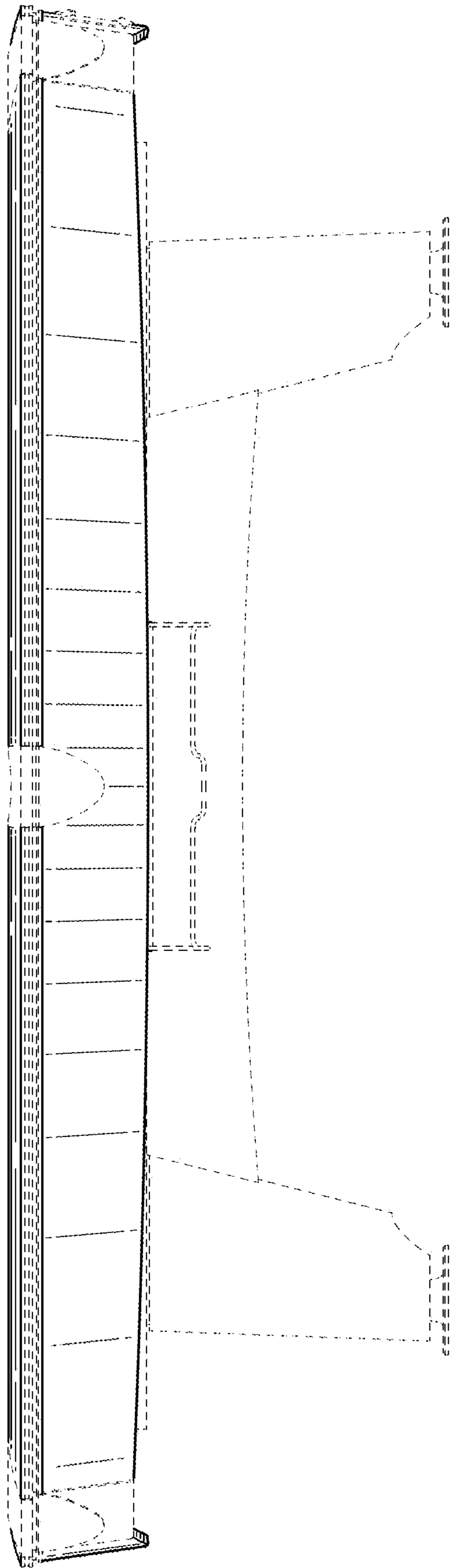


FIG. 2

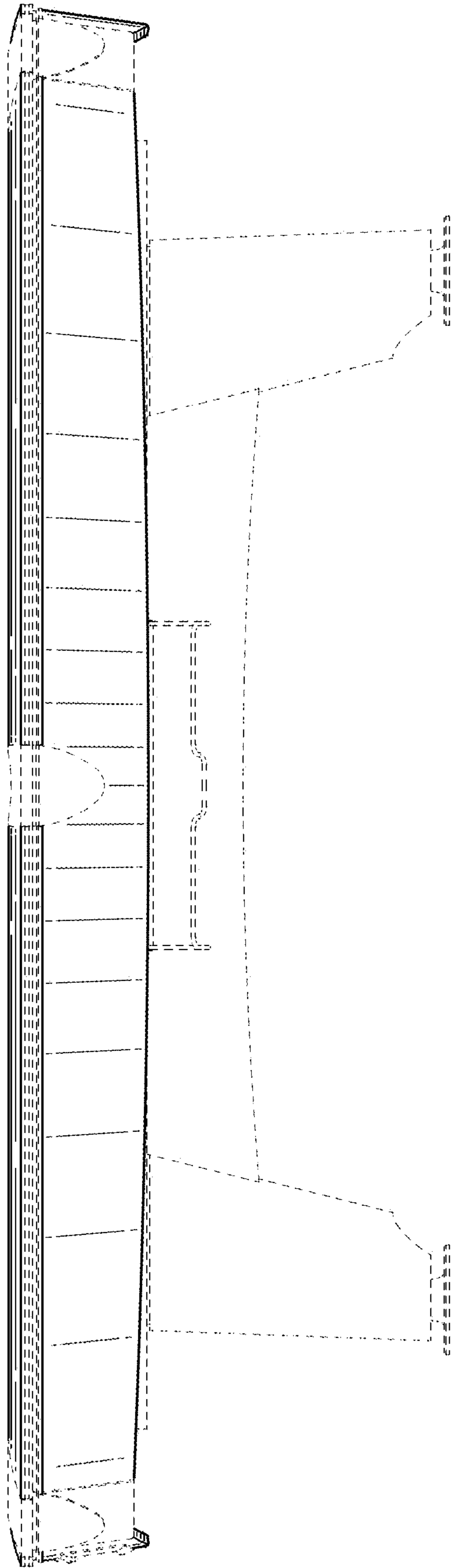


FIG. 3

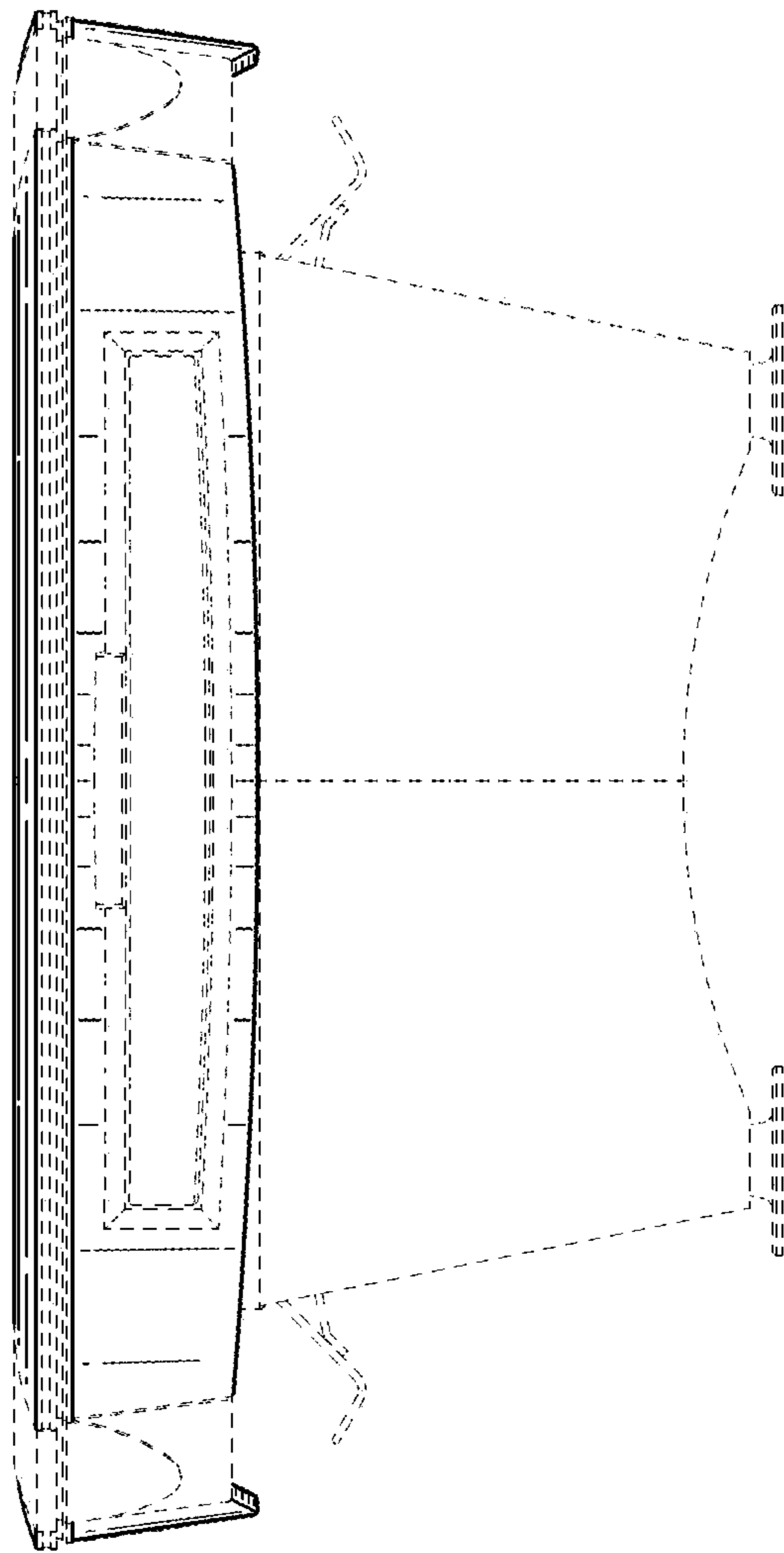


FIG. 4

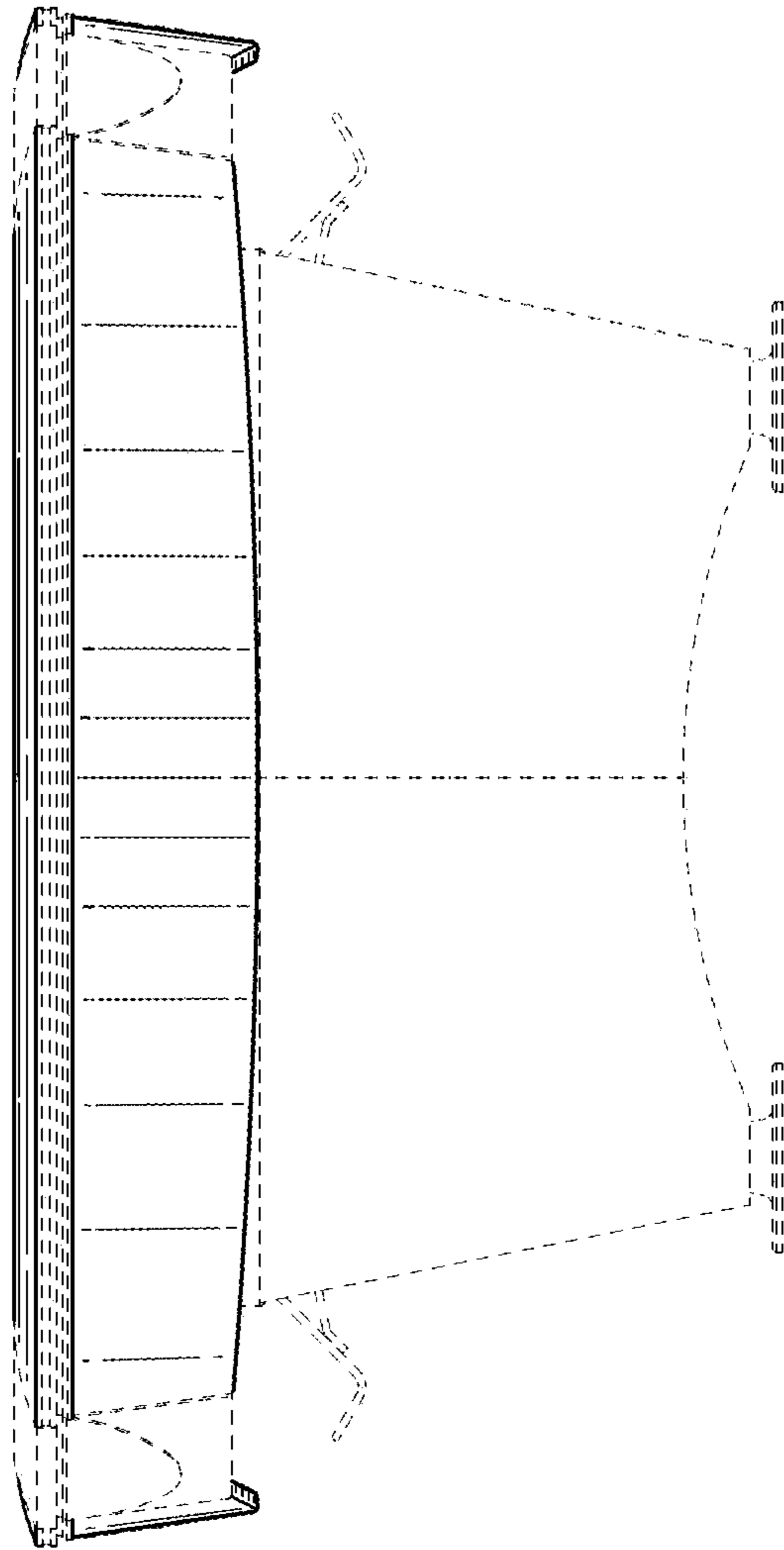


FIG. 5




FIG. 6

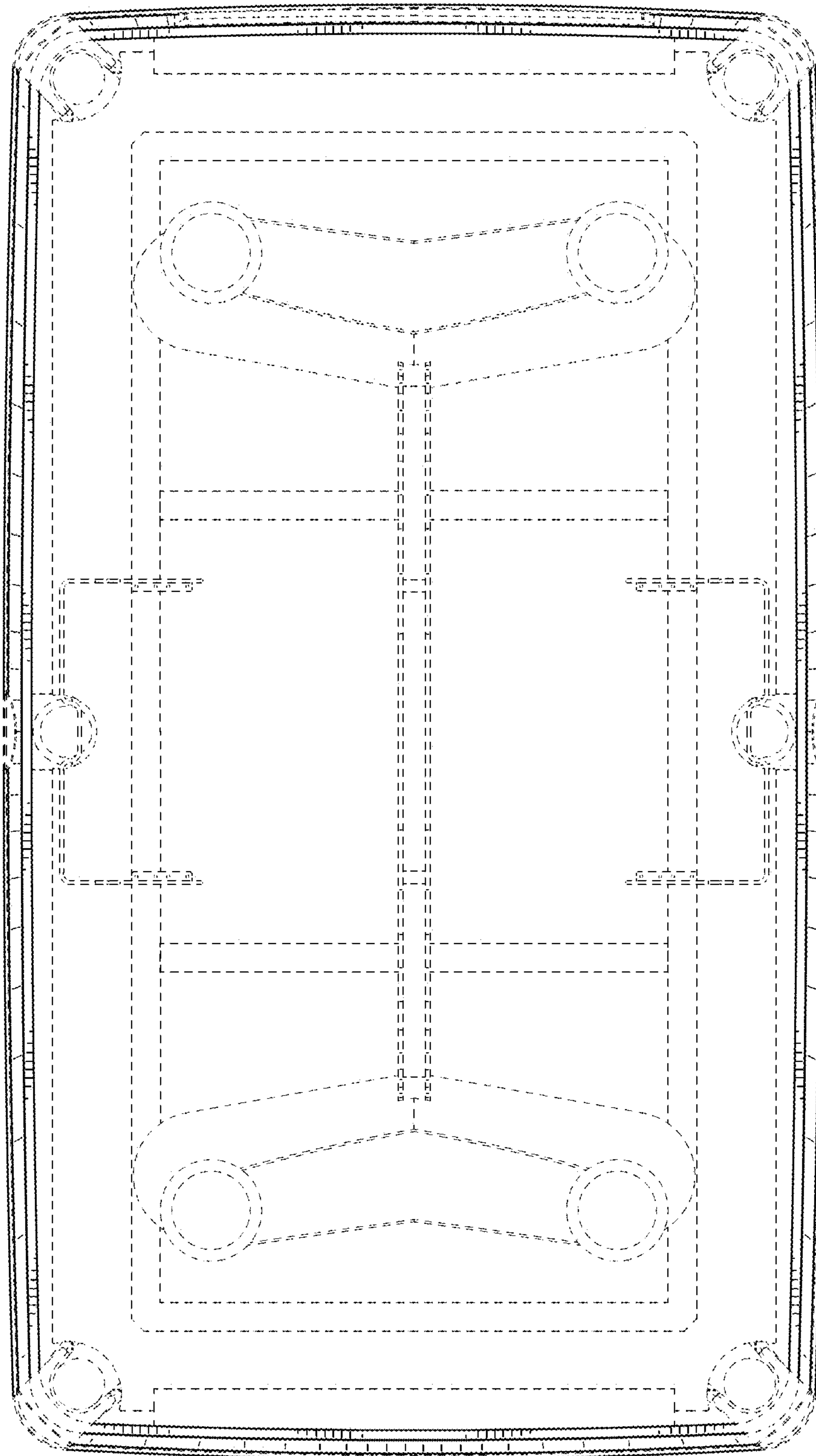


FIG. 7