

US00D870813S

(12) **United States Design Patent** (10) **Patent No.:** **US D870,813 S**  
**Zhang** (45) **Date of Patent:** **\*\* Dec. 24, 2019**

(54) **PEN**  
(71) Applicant: **NINGBO SYLOON IMPORT AND EXPORT CO., LTD.**, Ning Bo, Zhe Jiang Province (CN)  
(72) Inventor: **Jilong Zhang**, Ning Bo (CN)  
(73) Assignee: **NINGBO SYLOON IMPORT AND EXPORT CO., LTD.**, Ning Bo (CN)

D267,887 S \* 2/1983 Rigoni ..... D19/169  
D280,420 S \* 9/1985 Verhaegue ..... D19/169  
D349,129 S \* 7/1994 Linderson ..... D19/164  
D360,433 S \* 7/1995 Payne ..... D19/174  
D555,727 S \* 11/2007 Bruzzi ..... D19/170  
D567,288 S \* 4/2008 Keil ..... D19/170  
D569,906 S \* 5/2008 Cetera ..... D19/170  
D595,352 S \* 6/2009 Ikeda ..... D19/173  
D595,354 S \* 6/2009 Booker ..... D19/173  
D786,973 S \* 5/2017 Matsushita ..... D19/170

(\*\*) Term: **15 Years**  
(21) Appl. No.: **29/647,335**  
(22) Filed: **May 11, 2018**

**FOREIGN PATENT DOCUMENTS**

CN 303233295 \* 6/2015  
CN 304188615 \* 6/2017  
IL 17591 \* 3/1993  
IN 244661-0001 \* 10/2012

\* cited by examiner

(30) **Foreign Application Priority Data**  
Dec. 6, 2017 (CN) ..... 2017 3 0615946  
(51) **LOC (12) Cl.** ..... **19-06**  
(52) **U.S. Cl.**  
USPC ..... **D19/173**  
(58) **Field of Classification Search**  
USPC ..... D19/158-162, 163-169, 903-919,  
D19/925-930, 931-934, 170-177,  
D19/178-186, 187-189, 190-192,  
D19/193-201, 202-204, 901-902,  
D19/920-924  
CPC ..... G06F 3/03545; G09B 5/04; B43K 23/001;  
B43K 23/12; B43K 24/03  
See application file for complete search history.

*Primary Examiner* — Cynthia Ramirez

*Assistant Examiner* — Laura H Yu

(74) *Attorney, Agent, or Firm* — Oliff PLC

(56) **References Cited**

**U.S. PATENT DOCUMENTS**

D143,048 S \* 11/1945 Waldinger ..... D19/168  
D151,989 S \* 12/1948 Hirsch ..... D19/164

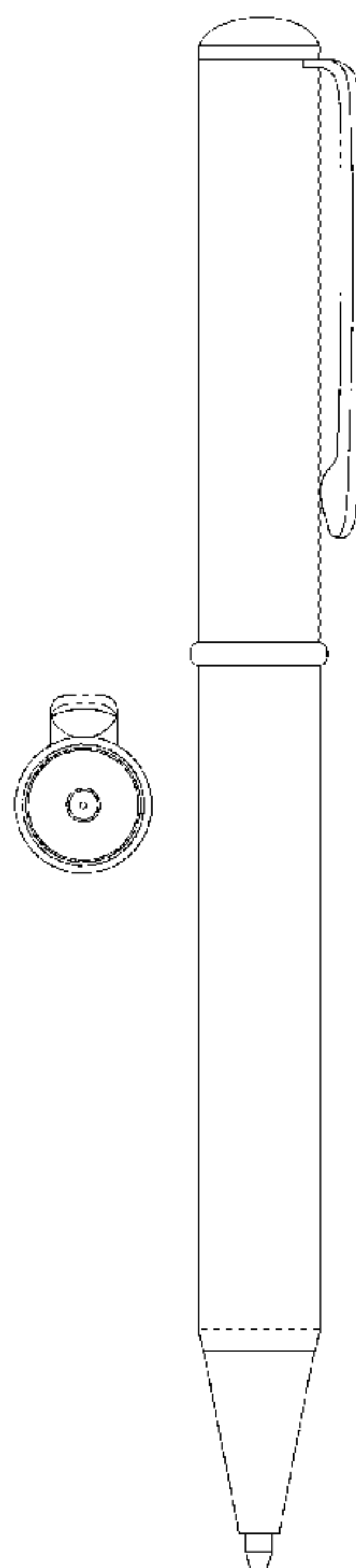
(57) **CLAIM**

I claim the ornamental design for a pen, as shown and described.

**DESCRIPTION**

FIG. 1 is a top plan view of the pen;  
FIG. 2 is a right-side elevational view thereof;  
FIG. 3 is a front elevational view thereof;  
FIG. 4 is a left-side elevational view thereof;  
FIG. 5 is a rear elevational view thereof; and,  
FIG. 6 is a bottom plan view thereof.

**1 Claim, 1 Drawing Sheet**



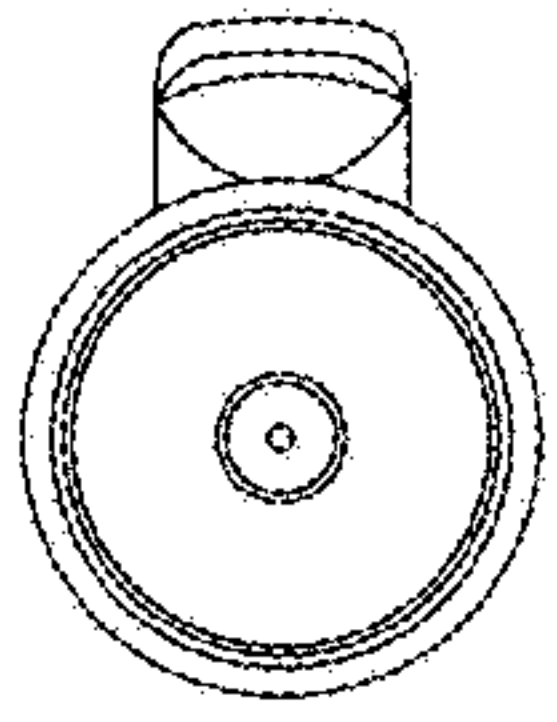


FIG. 1




FIG. 2




FIG. 3




FIG. 4




FIG. 5

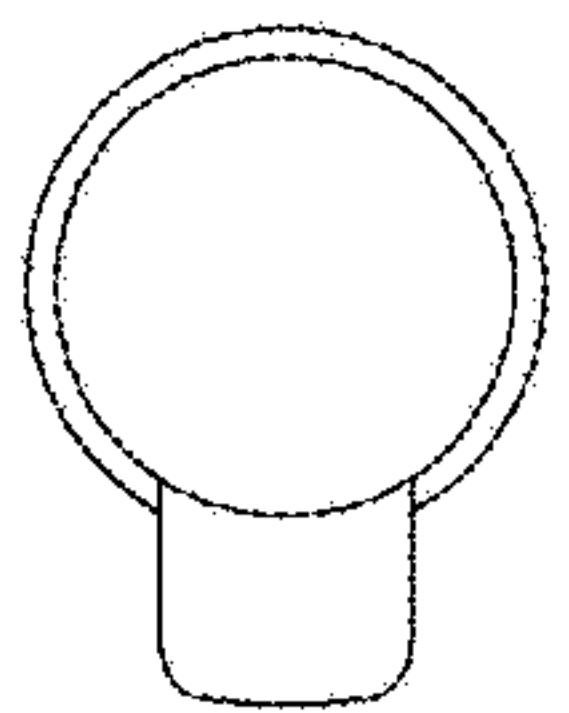


FIG. 6