



US00D870811S

(12) **United States Design Patent**
Vadenne

(10) **Patent No.:** **US D870,811 S**

(45) **Date of Patent:** **** Dec. 24, 2019**

(54) **WRITING INSTRUMENT**

(71) Applicant: **Societe BIC**, Clichy (FR)

(72) Inventor: **Franck Vadenne**, Bezons (FR)

(73) Assignee: **Societe BIC**, Clichy (FR)

(**) Term: **15 Years**

(21) Appl. No.: **29/644,353**

(22) Filed: **Apr. 17, 2018**

(51) **LOC (12) Cl.** **19-06**

(52) **U.S. Cl.**
USPC **D19/167**

(58) **Field of Classification Search**
USPC D19/115-204; D14/411
CPC . B43K 5/005; B43K 7/12; B43K 8/04; B43K
8/06; B43K 19/00; B43K 19/02; B43K
19/14; B43K 21/006; B43K 21/06
See application file for complete search history.

(56) **References Cited**

U.S. PATENT DOCUMENTS

D182,162 S *	2/1958	Carreiro	D19/167
D217,647 S *	5/1970	De Groft	D19/195
D330,911 S *	11/1992	Tu	D19/175
D409,657 S *	5/1999	Veillon	D19/164
D462,386 S *	9/2002	Iwase	D19/169
D472,576 S *	4/2003	Koury	D19/168
D492,963 S *	7/2004	Qiu	D19/166
D523,083 S *	6/2006	Furlong	D19/195
D552,673 S	10/2007	Rolion et al.	
D562,891 S *	2/2008	Qiu	D19/172
D563,471 S *	3/2008	Qiu	D19/167
D580,495 S *	11/2008	Gerules	D19/195
D590,878 S *	4/2009	Li	D19/167
D597,135 S *	7/2009	Takanashi	D19/197
D603,452 S *	11/2009	Rolion	D19/168
D603,453 S *	11/2009	Rolion	D19/184
D608,828 S *	1/2010	Avenatti	D19/174

D631,913 S *	2/2011	Li	D19/174
8,007,195 B2	8/2011	Lange et al.	
D645,084 S *	9/2011	Takanashi	D19/195
D646,327 S *	10/2011	Casciotti	D19/185
D678,944 S *	3/2013	Xie	D19/167
D689,932 S *	9/2013	Jin	D19/164
D695,826 S *	12/2013	Xie	D19/167
D771,749 S *	11/2016	Boisdevesys	D19/171

(Continued)

Primary Examiner — Elizabeth A. Albert

(74) *Attorney, Agent, or Firm* — The H.T. Than Law Group

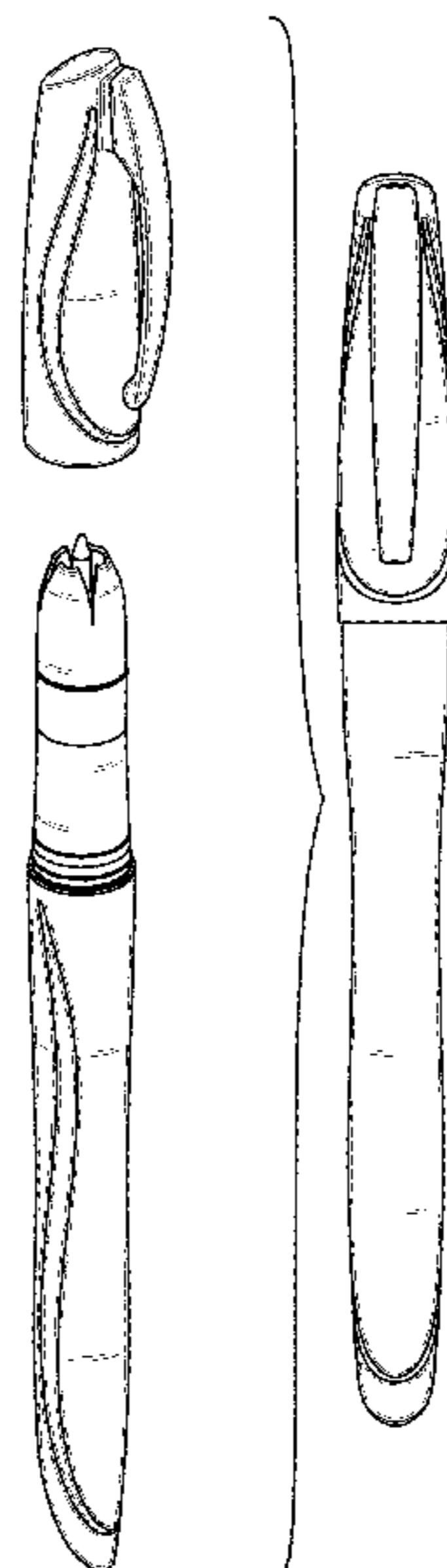
(57) **CLAIM**

The ornamental design for a writing instrument, as shown and described.

DESCRIPTION

FIG. 1 is a front perspective view of a writing instrument showing my new design;
 FIG. 2 is an exploded front perspective view thereof;
 FIG. 3 is a left side view thereof, the right side view bring a mirror image of the left side view;
 FIG. 4 is a back view thereof;
 FIG. 5 is a front view thereof;
 FIG. 6 is a top view thereof;
 FIG. 7 is a bottom view thereof;
 FIG. 8 is a front perspective view thereof without the cap showing the pen tip and the highlighter tip partially protruding;
 FIG. 9 is a front perspective view thereof without the cap showing the highlighter tip fully protruding;
 FIG. 10 is a front perspective view thereof without the cap showing the pen tip; and,
 FIG. 11 is an enlarged top view of FIGS. 8-10.
 The broken lines shown in the figures are for the purpose of illustrating environmental structure and form no part of the claimed design.

1 Claim, 5 Drawing Sheets



(56)

References Cited

U.S. PATENT DOCUMENTS

D815,688 S * 4/2018 Vadenne D19/201
2018/0307329 A1 * 10/2018 Rolion G06F 3/039

* cited by examiner

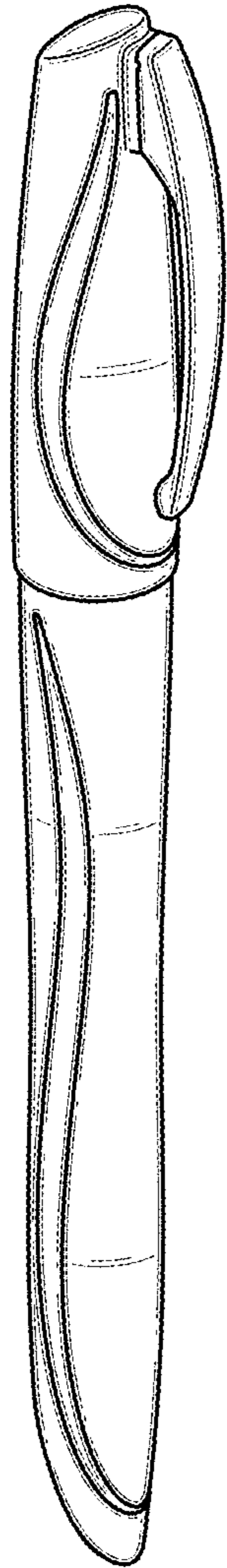


Fig. 1

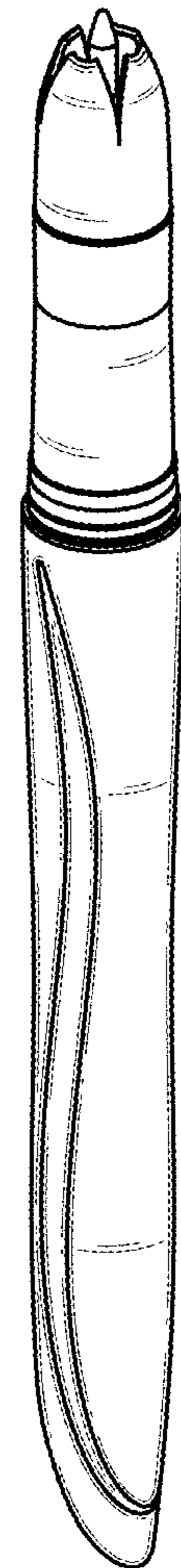
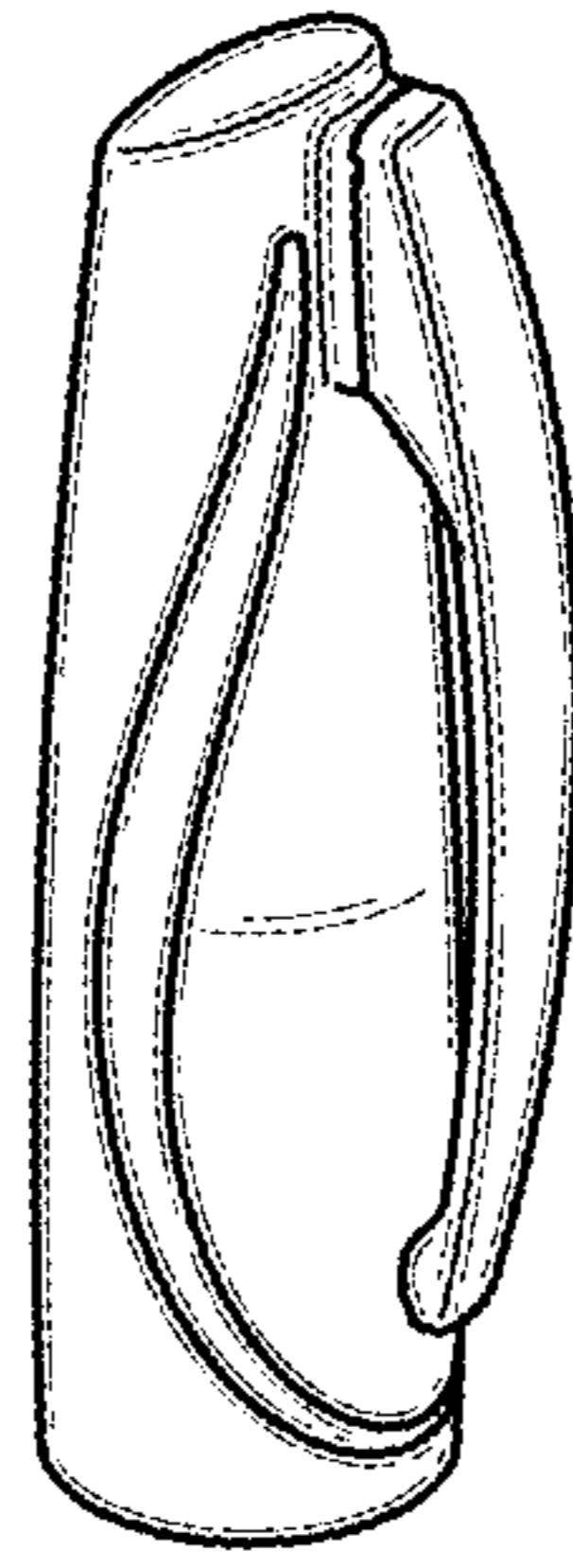


Fig. 2



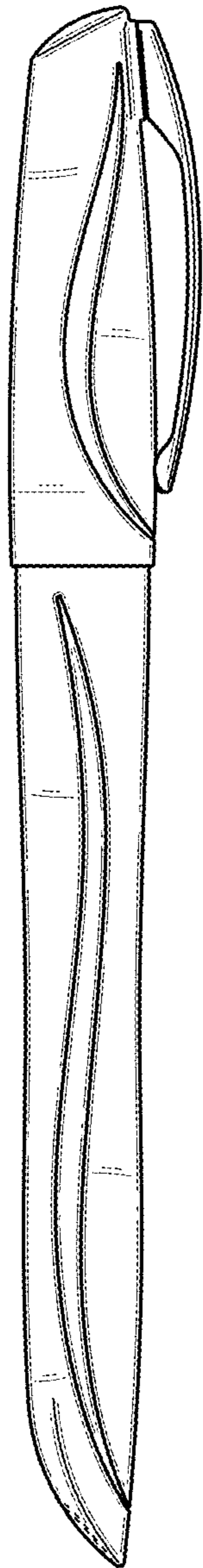


Fig. 3

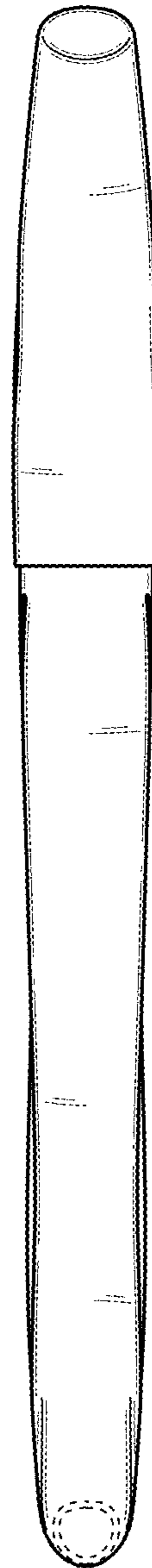


Fig. 4

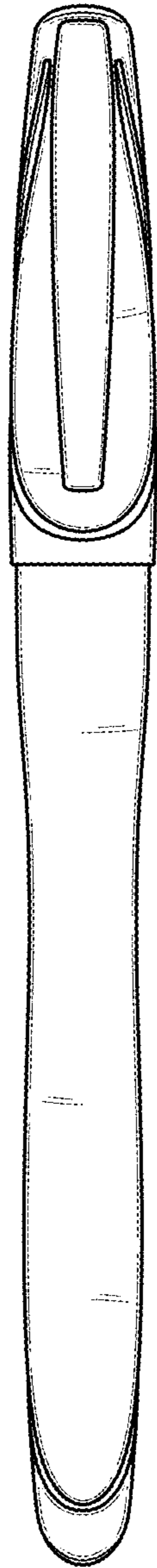


Fig. 5

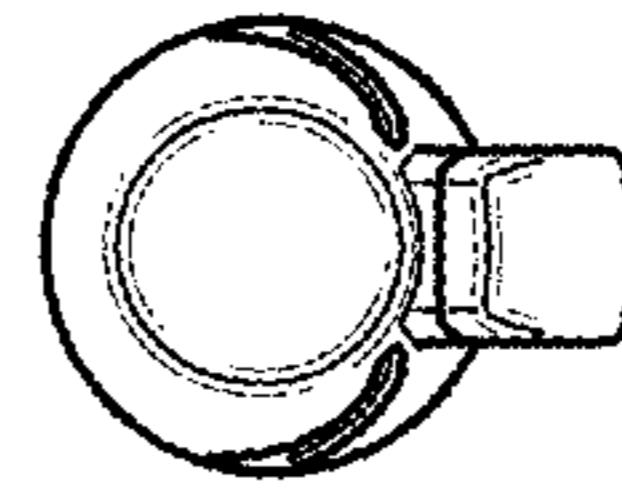


Fig. 6

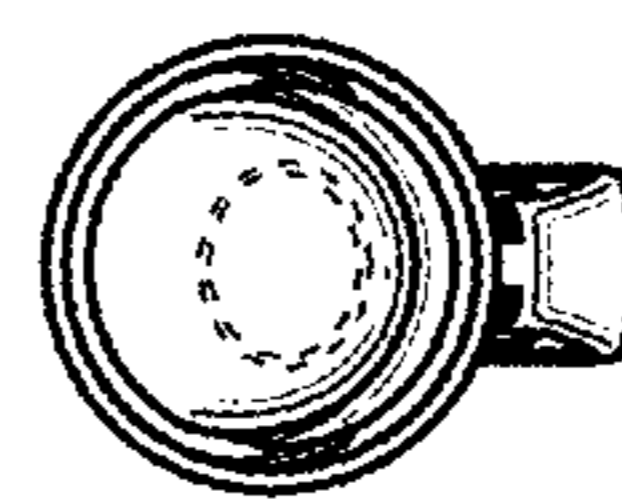


Fig. 7




Fig. 8

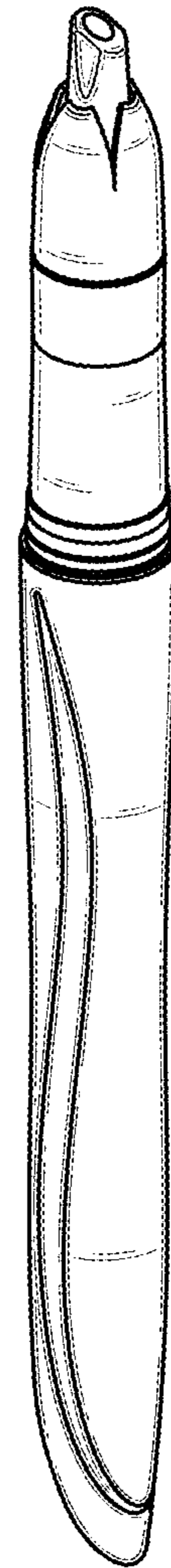


Fig. 9

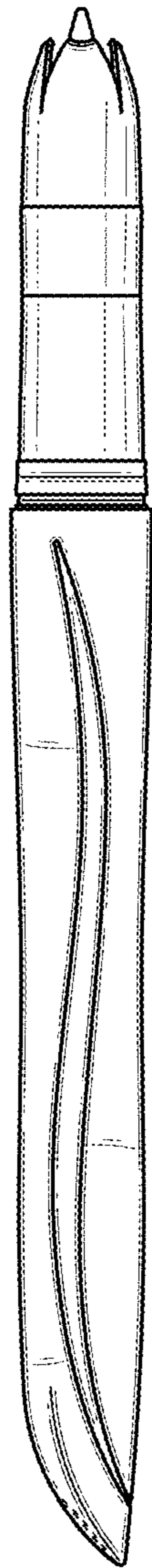


Fig. 10

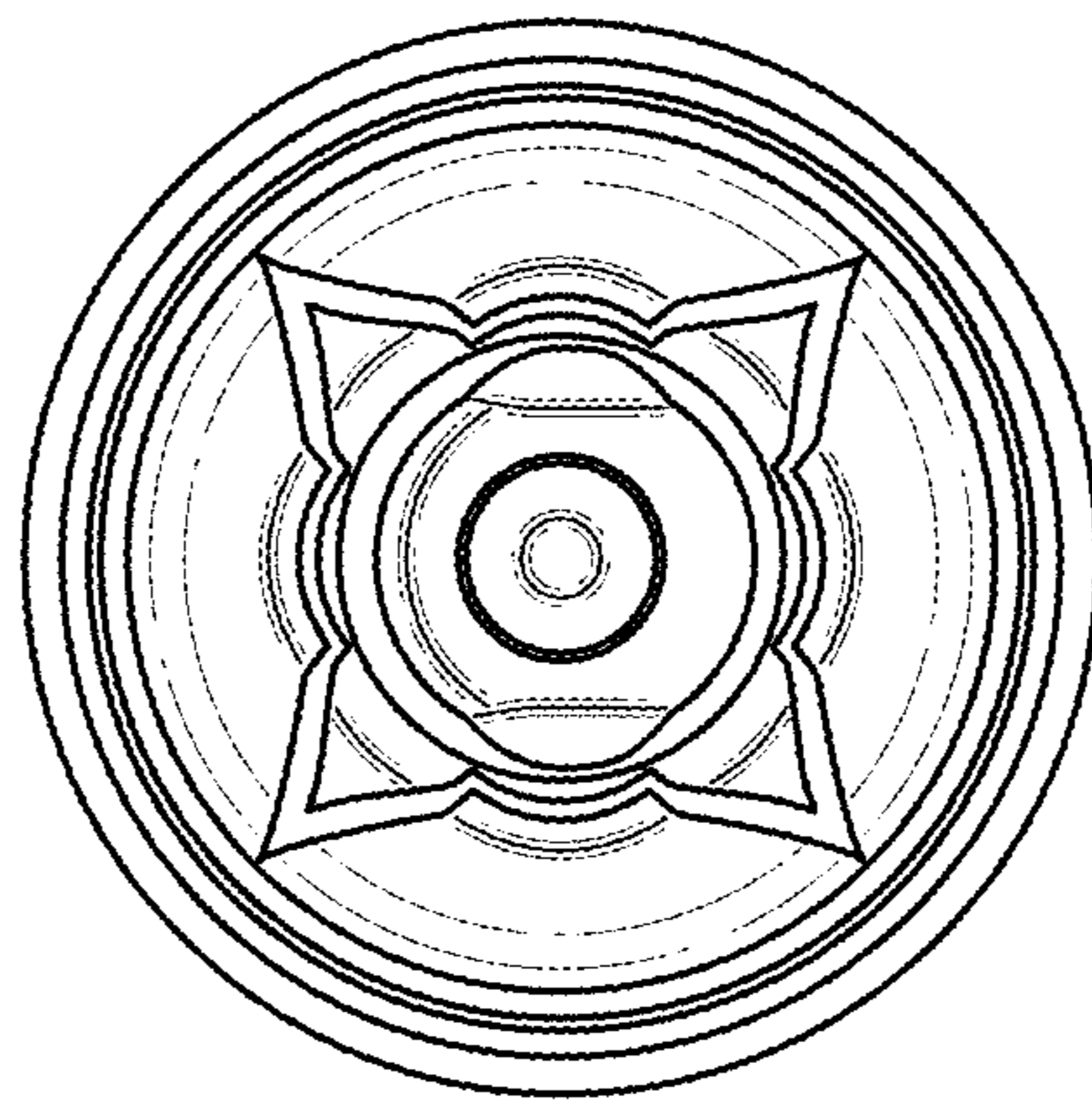


Fig. 11