



US00D870808S

(12) **United States Design Patent**
Xu

(10) **Patent No.:** **US D870,808 S**

(45) **Date of Patent:** **** Dec. 24, 2019**

(54) **PEN HOLDER**
(71) Applicant: **NINGBO CONDA ART MATERIAL GROUP CO., LTD.**, Zhejiang (CN)
(72) Inventor: **Guanliang Xu**, Zhejiang (CN)
(73) Assignee: **NINGBO CONDA ART MATERIAL GROUP CO., LTD.**, Zhejiang (CN)

(**) Term: **15 Years**

(21) Appl. No.: **29/641,980**

(22) Filed: **Mar. 26, 2018**

(51) **LOC (12) Cl.** **19-06**

(52) **U.S. Cl.**
USPC **D19/85**

(58) **Field of Classification Search**
USPC D3/206, 304, 306; D6/553, 567, 573, D6/574, 672, 673, 675, 675.1, 683, 703.5, D6/705.4, 705.7, 706; D7/640, 641; D8/396; D10/71; D19/75, 77-87, 90-92, D19/95-97; D21/392-394
CPC A47B 23/042; A47B 55/06; A47B 63/00; A47F 5/005; A47F 7/14; A47F 7/146; A47F 7/147; B42F 17/08; B43M 99/00; B43M 99/001; B43M 99/003; B43M 99/004; B43M 99/006; B43M 99/007; B43M 99/008; B43M 99/009
See application file for complete search history.

(56) **References Cited**

U.S. PATENT DOCUMENTS

648,928 A * 5/1900 Davis A61L 2/00
206/207
769,592 A * 9/1904 De Long B43M 99/003
144/286.1
1,092,156 A * 4/1914 Mathis A61L 2/00
131/256

1,296,158 A * 3/1919 Bonham A45C 11/16
206/214
1,463,805 A * 8/1923 Faber A47F 7/0028
211/69.1
1,777,483 A * 10/1930 Copeman F25C 1/24
220/501
2,354,118 A * 7/1944 Hansen B43K 23/04
211/69.5
3,593,856 A * 7/1971 Zander A45C 11/34
211/69.5
4,155,446 A * 5/1979 Aronson G09B 19/0023
206/214
D254,853 S * 4/1980 Grunstad D19/23
D265,126 S * 6/1982 Beall D24/230

(Continued)

Primary Examiner — Elizabeth A. Albert

(74) *Attorney, Agent, or Firm* — JCIPRNET

(57) **CLAIM**

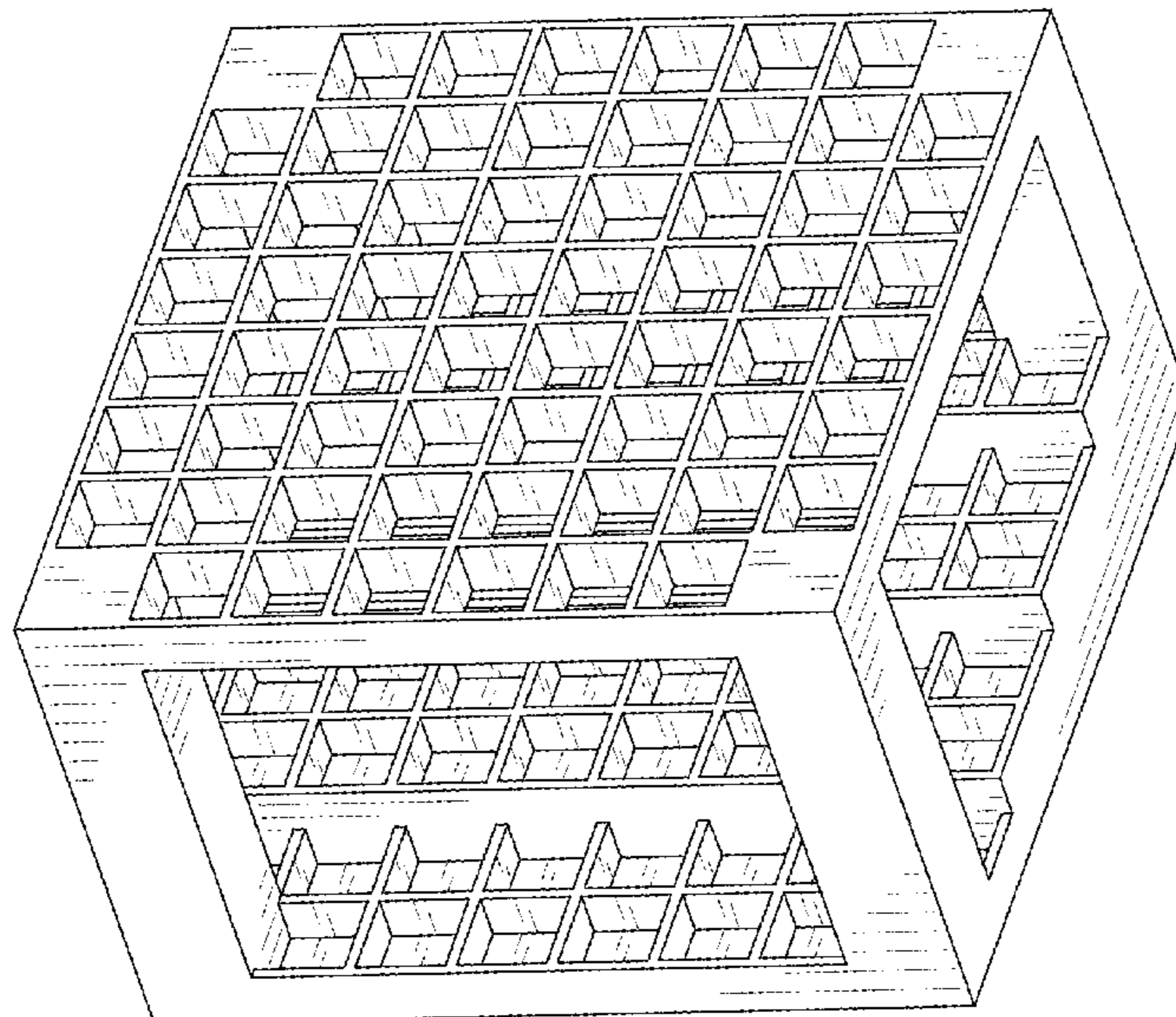
The ornamental design for a pen holder, as shown and described.

DESCRIPTION

FIG. 1 is a perspective view of a pen holder showing my new design;
FIG. 2 is a front view thereof;
FIG. 3 is a rear view thereof;
FIG. 4 is a left side view thereof;
FIG. 5 is a right side view thereof;
FIG. 6 is a top view thereof;
FIG. 7 is a bottom view thereof;
FIG. 8 is another perspective view thereof; and,
FIG. 9 is a perspective view thereof showing a pen inserted in the pen holder.

The pen in broken lines in FIG. 9 is included for the purpose of illustrating the environment of the pen holder and forms no part of the claimed design. The broken lines on the bottom of the pen holder shown in FIG. 7 are included to show portions of the pen holder that form no part of the claimed design.

1 Claim, 7 Drawing Sheets



(56)

References Cited

U.S. PATENT DOCUMENTS

4,588,095 A * 5/1986 Mehra B01L 9/06
211/126.1
4,826,338 A * 5/1989 Kilpatrick B43K 8/003
211/69.1
5,011,028 A * 4/1991 Sweeney A47F 7/0028
211/207
5,080,232 A * 1/1992 Leoncavallo B01L 9/06
206/443
5,141,117 A * 8/1992 Olsen A47B 87/0269
211/194
D357,281 S * 4/1995 van Eijben D19/77
D360,321 S * 7/1995 Wang D6/682.2
D382,906 S * 8/1997 Bach D20/10
6,463,647 B1 * 10/2002 Dannoux B01L 3/5085
29/417
6,561,107 B1 * 5/2003 Wood A47B 3/0812
108/132
D537,653 S * 3/2007 Liu D8/71
D562,591 S * 2/2008 Raile D6/682.2
D659,402 S * 5/2012 Smith D3/313
2003/0232177 A1 * 12/2003 Pearce A23G 3/36
428/188
2017/0174392 A1 * 6/2017 De Loynes B65D 21/0215

* cited by examiner

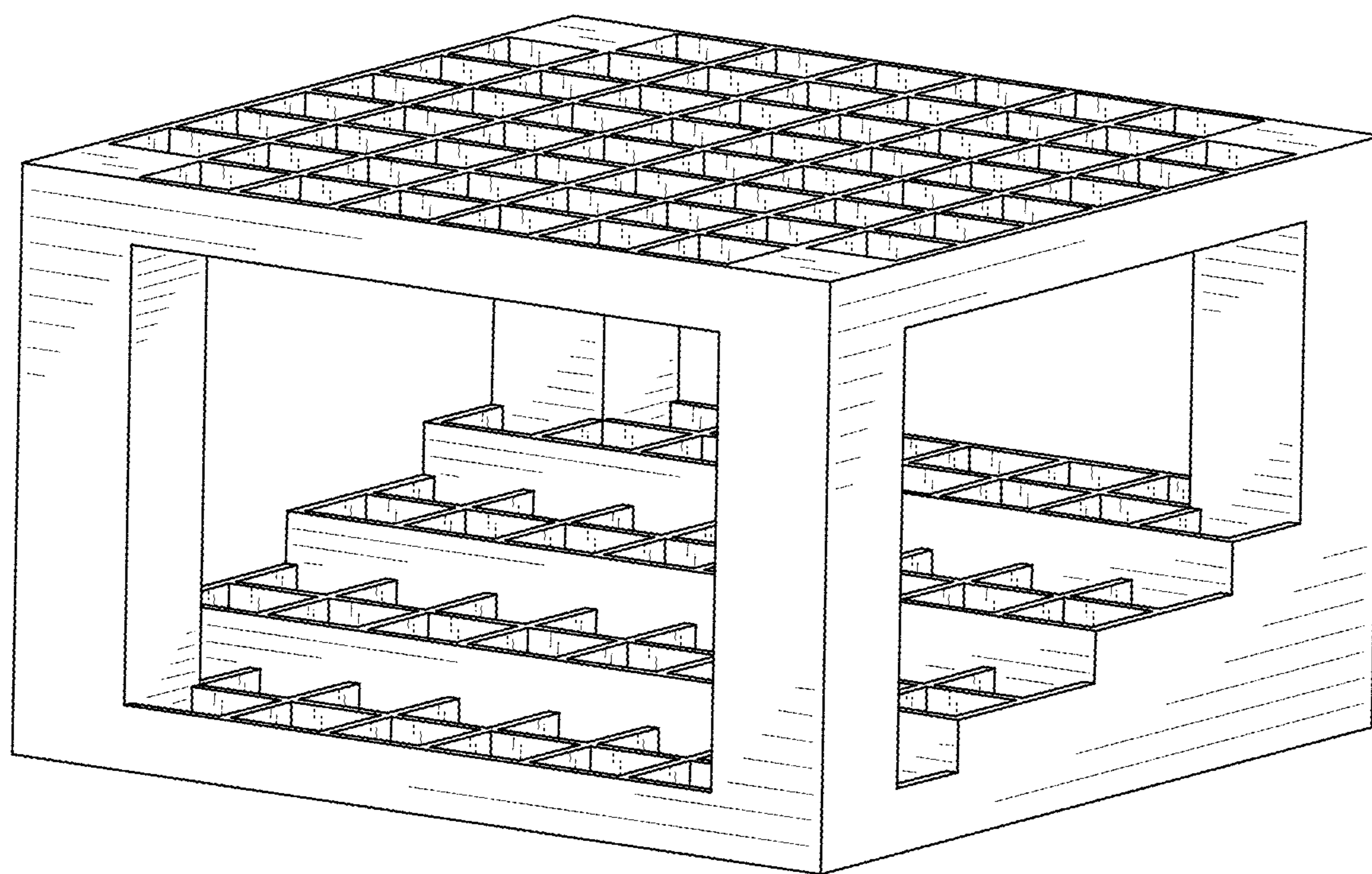


FIG. 1

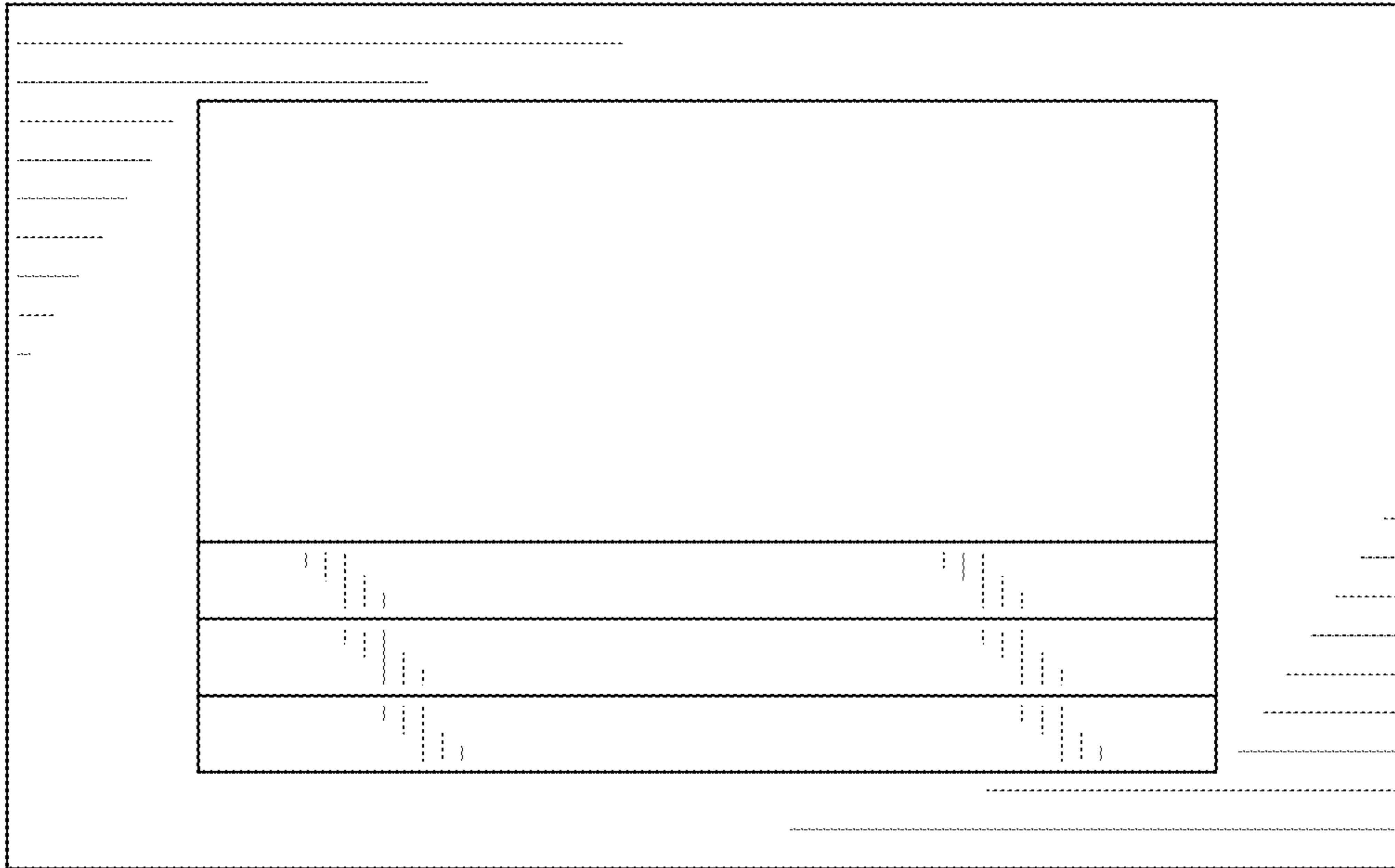


FIG. 2




FIG. 3

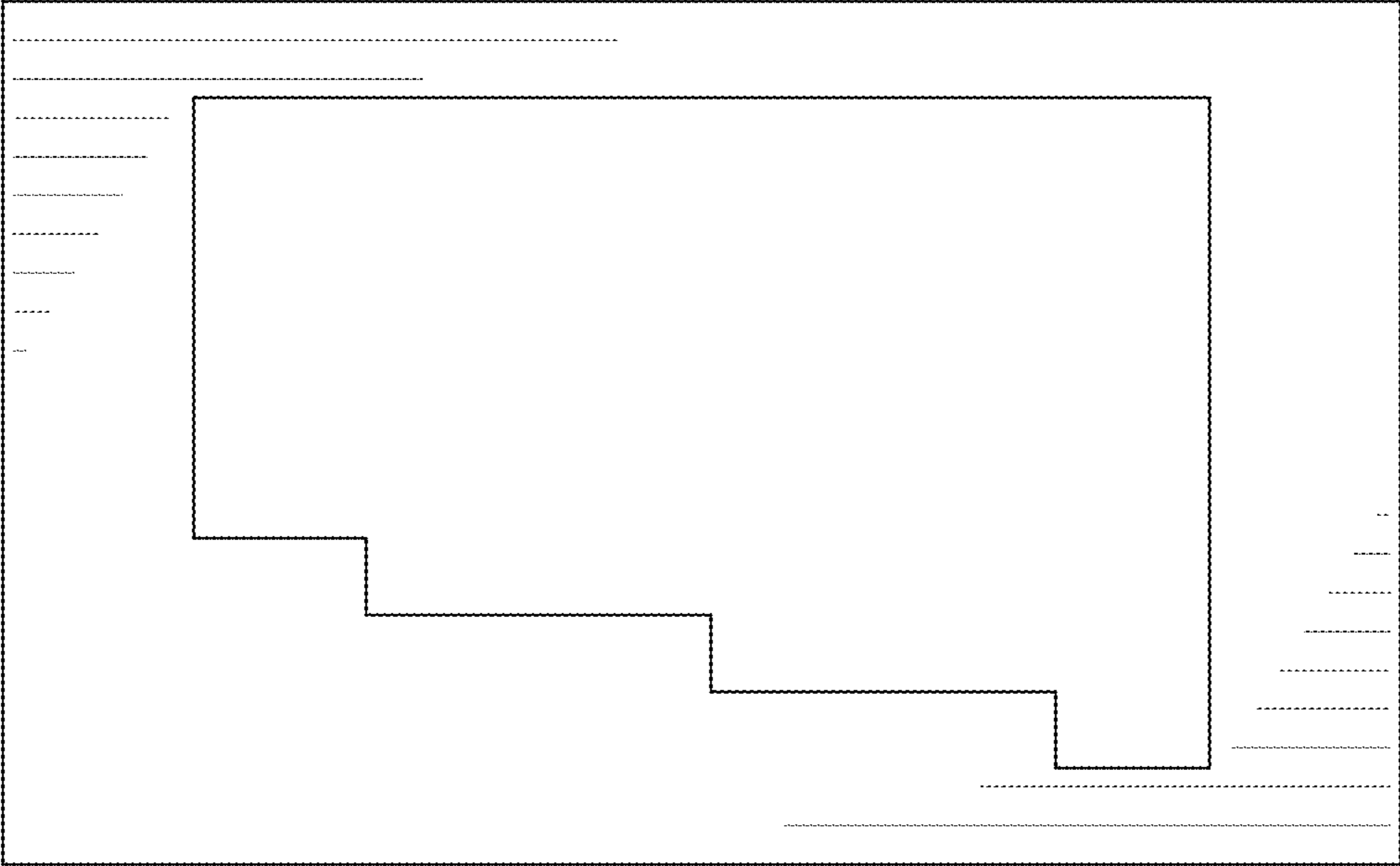


FIG. 4

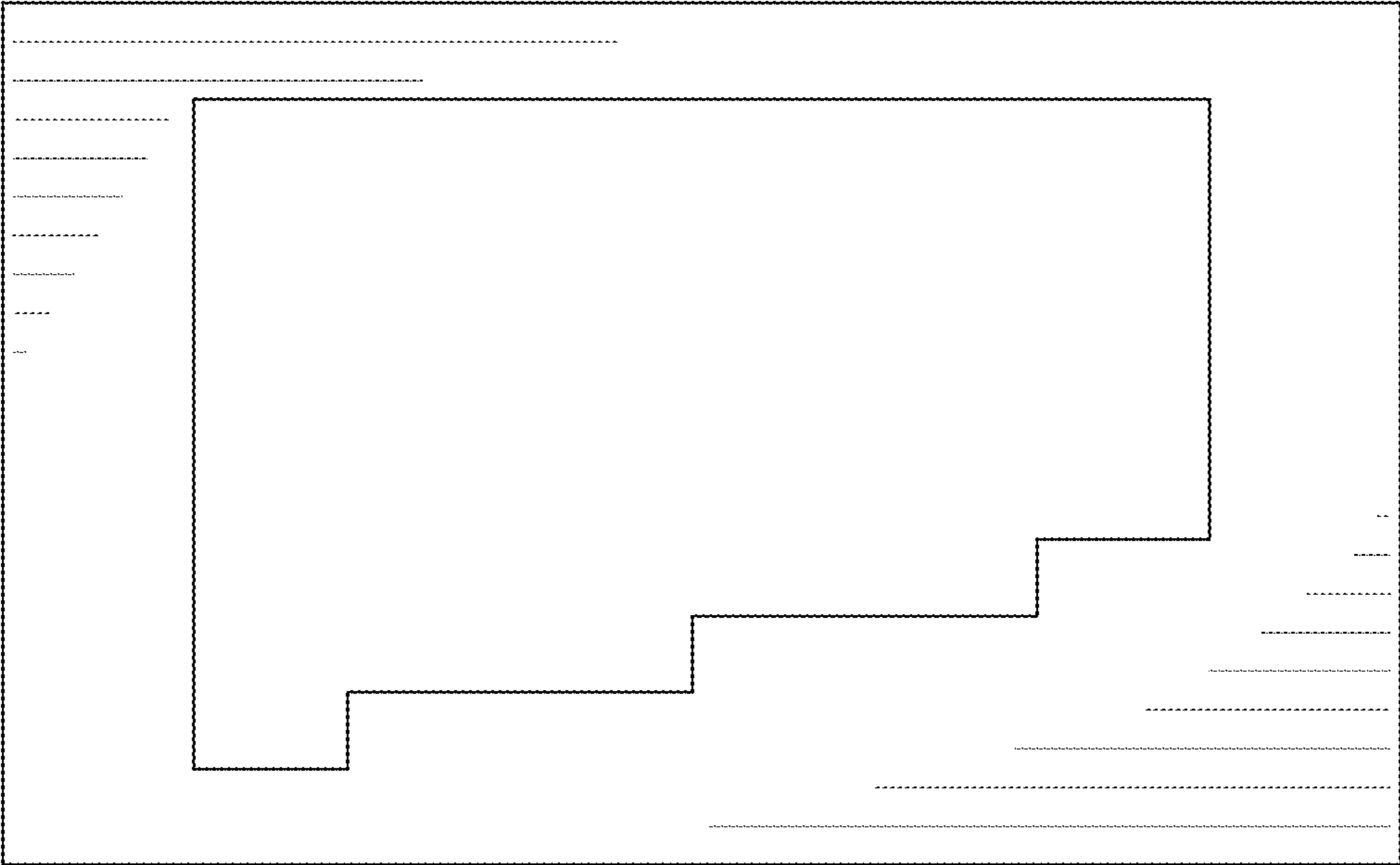


FIG. 5

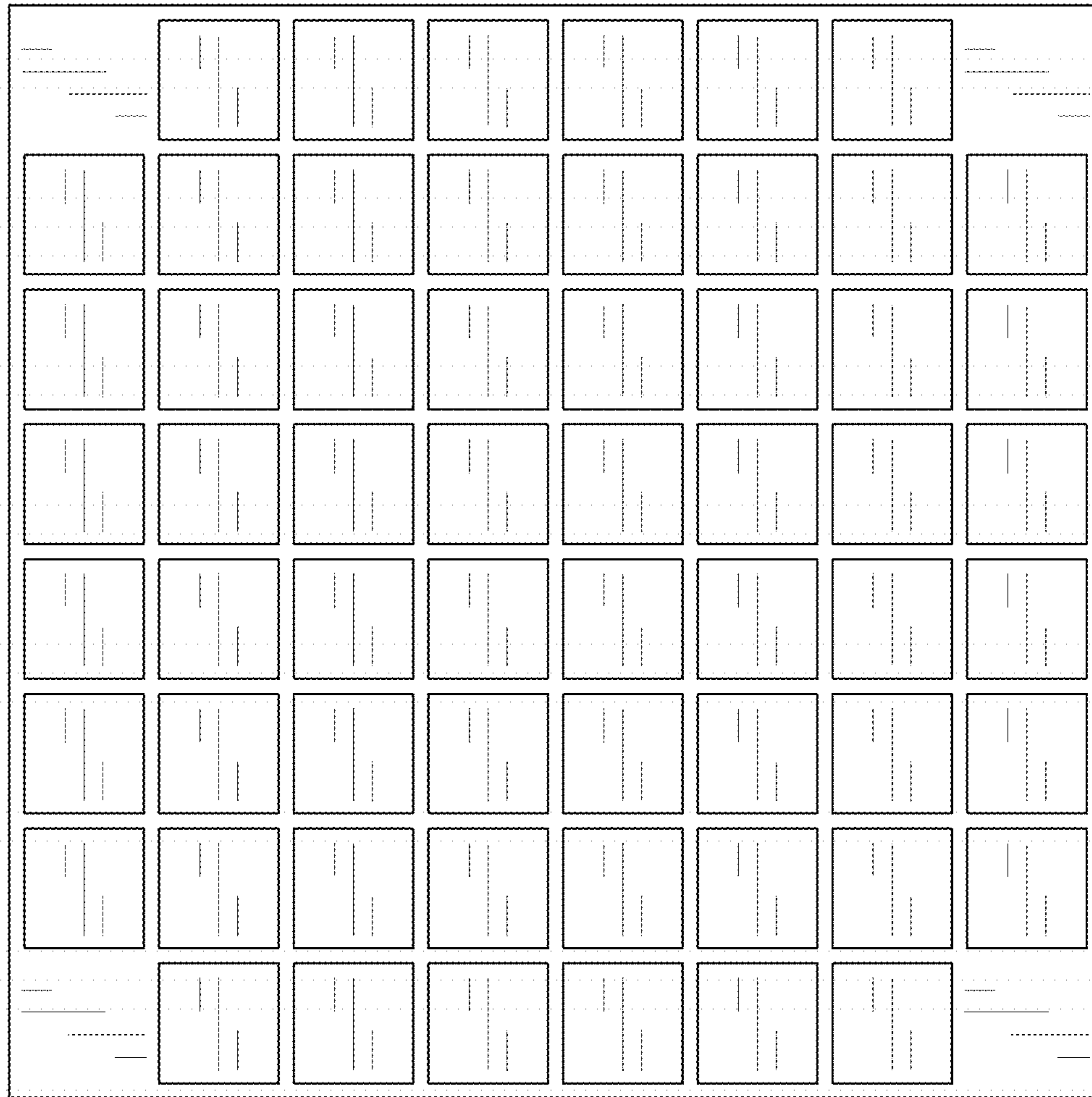


FIG. 6




FIG. 7

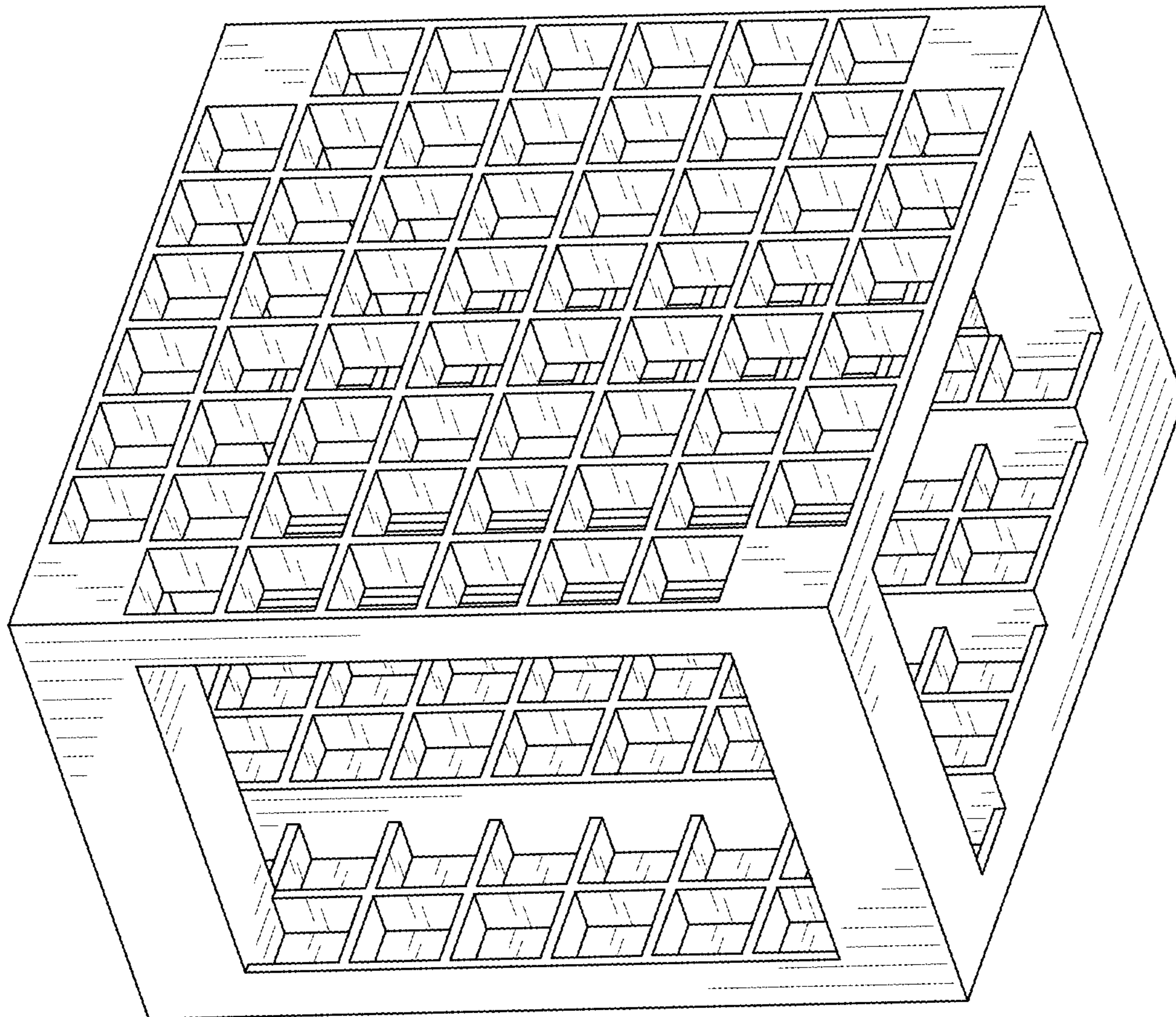


FIG. 8

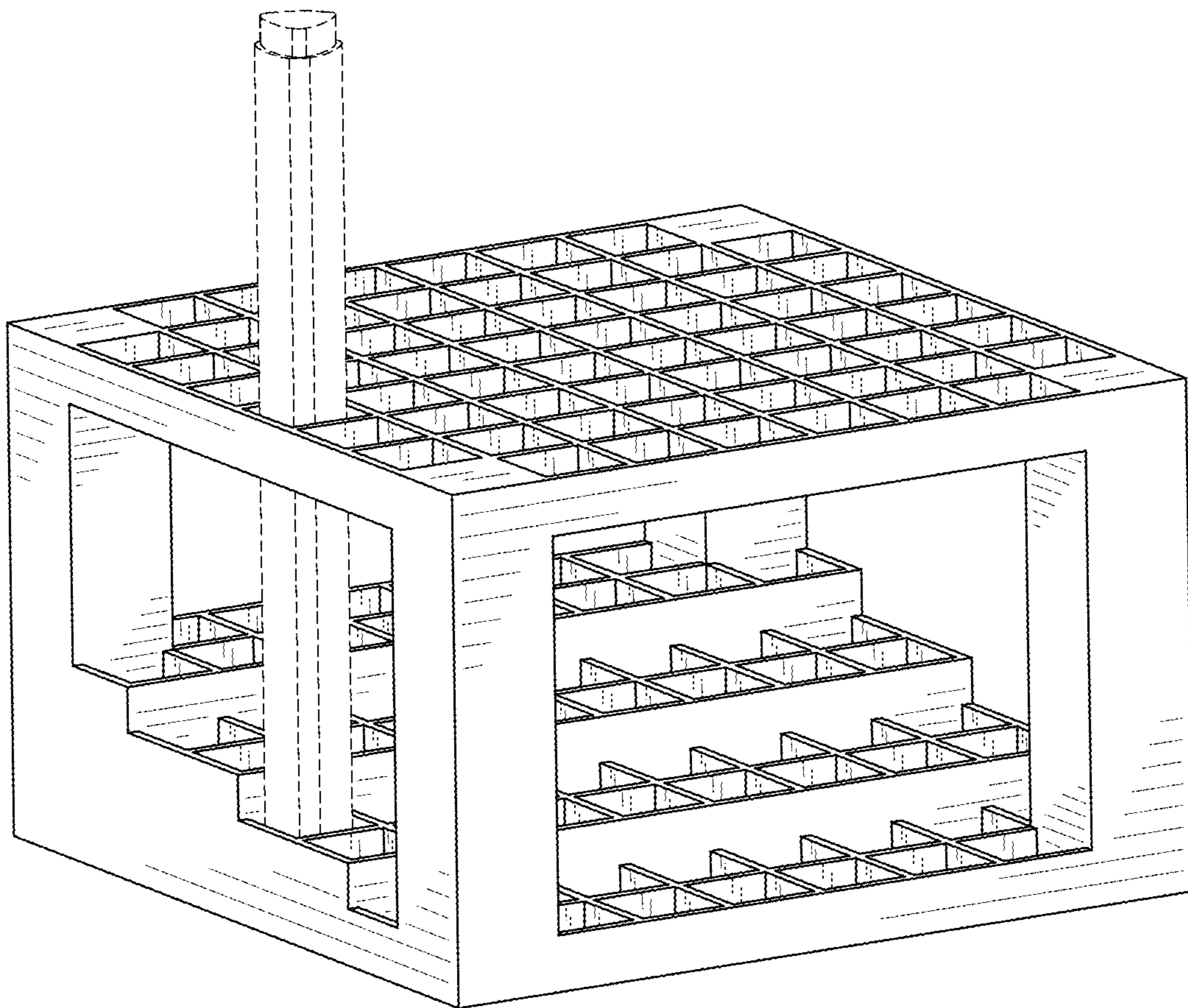


FIG. 9