



US00D870773S

(12) **United States Design Patent** (10) **Patent No.:** **US D870,773 S**
Marrufo (45) **Date of Patent:** **** Dec. 24, 2019**

(54) **DISPLAY SCREEN OR PORTION THEREOF WITH ANIMATED GRAPHICAL USER INTERFACE**

(71) Applicant: **Maria Jose Marrufo**, Miami, FL (US)

(72) Inventor: **Maria Jose Marrufo**, Miami, FL (US)

(73) Assignee: **Maria Jose Marrufo**, Miami, FL (US)

(**) Term: **15 Years**

(21) Appl. No.: **29/663,364**

(22) Filed: **Sep. 14, 2018**

(51) **LOC (12) Cl.** **14-04**

(52) **U.S. Cl.**
USPC **D14/489**

(58) **Field of Classification Search**
USPC D14/485-495; 345/1.1, 1.2, 2.1-2.3, 3.1, 345/902; 715/763, 810, 836, 837, 846, 715/847, 977

CPC G06F 3/048; G06F 3/0481; G06F 3/04812; G06F 3/04817; G06F 3/0482; G06F 3/0483; G06F 3/0484; G06F 3/04847; G06F 3/0485; G06F 3/04855; G06F 3/04886; G06Q 30/00; H03J 1/00; H03J 1/0008; H03J 1/0016; H03J 1/0025; H04N 5/00; H04N 5/08; H04N 5/14; H04N 5/222; H04N 5/225; H04N 5/232; H04N 5/445; H04N 5/44543; H04N 5/45; H04N 2005/44517; H04N 2005/44521; H04N 2005/44526; H04N 2005/4453; H04N 2005/44534; H04N 2005/44539; H04N 2005/44547; H04N 2005/44556; H04N 2005/4456; H04N 2005/44565; H04N 2005/44569; H04N 2005/44573; H04N 21/00; H04N 21/234; H04N 21/431; H04N 21/4312; H04N 21/4314; H04N 21/4316

See application file for complete search history.

(56) **References Cited**

U.S. PATENT DOCUMENTS

D695,782 S *	12/2013	Gardner	D14/489
D701,217 S *	3/2014	Kim	D14/485
D737,325 S *	8/2015	Kim	D14/489
D740,301 S *	10/2015	Soegiono	G06F 3/04817
				D14/485
D755,839 S *	5/2016	Caro	D14/489
D760,252 S *	6/2016	Engstrand	D14/485
D761,843 S *	7/2016	Kim	D14/488
D763,910 S *	8/2016	Drozd	D14/485
D765,674 S *	9/2016	Kim	D14/485
D765,718 S *	9/2016	Vinna	D14/488
D772,931 S *	11/2016	Vulk	D14/489
D786,932 S *	5/2017	Kim	D14/488

(Continued)

Primary Examiner — Cathron C Brooks

Assistant Examiner — Christian P. McLean

(74) *Attorney, Agent, or Firm* — Lott & Fischer, PL

(57) **CLAIM**

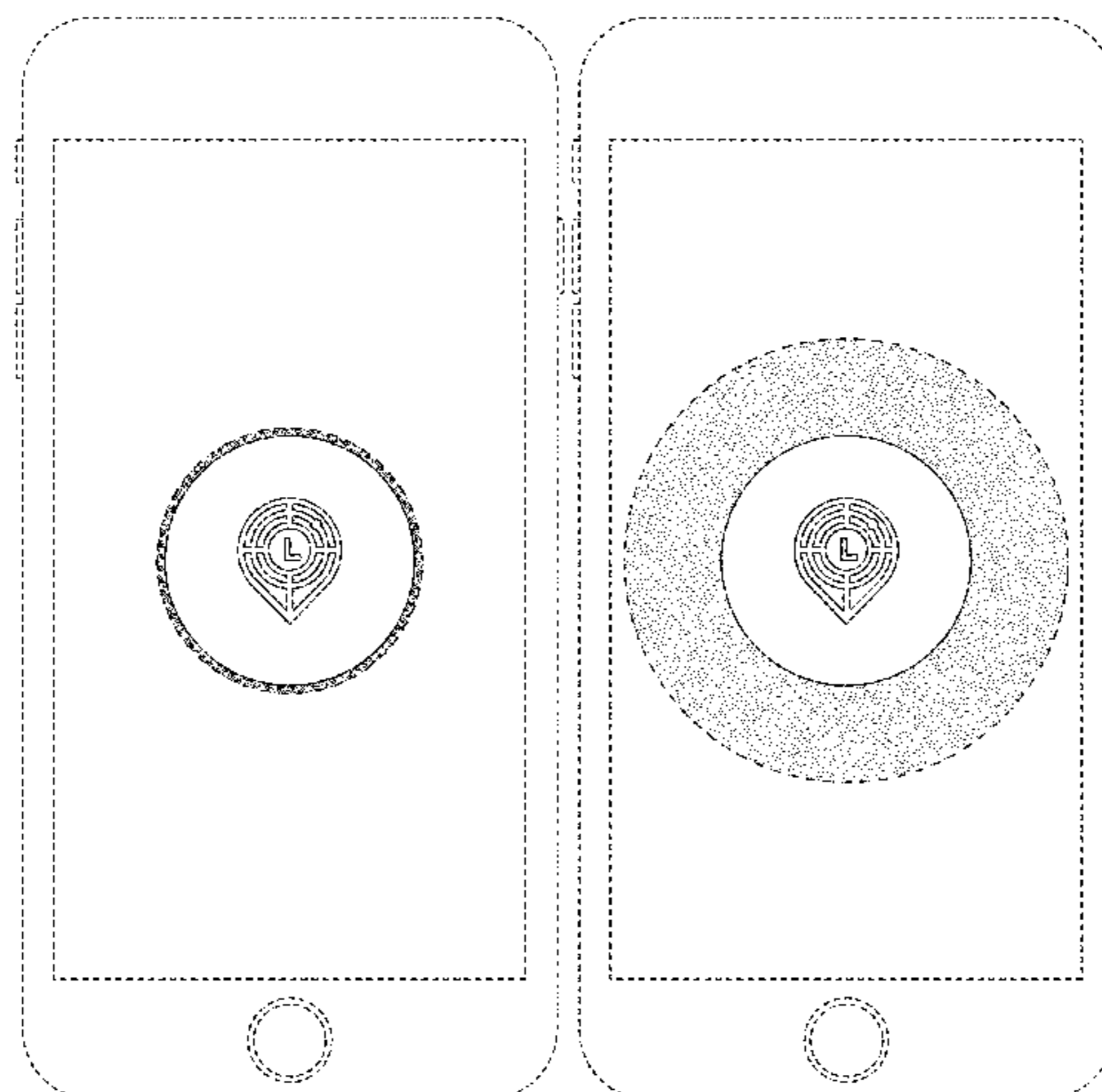
The ornamental design for a display screen or portion thereof with animated graphical user interface, as shown and described.

DESCRIPTION

FIG. 1 is a front view of a display screen or portion thereof with animated graphical user interface showing a first image in the sequence showing my new design;
FIG. 2 is second image thereof;
FIG. 3 is third image thereof;
FIG. 4 is fourth image thereof; and,
FIG. 5 is fifth image thereof.

The outermost broken lines illustrate an electronic device, which is the environment of the design, and form no part of the claim. The broken line showing of a display screen or portion thereof forms no part of the claimed design. The

(Continued)



remaining broken lines illustrate portions of the graphical user interface that form no part of the claimed design.

1 Claim, 5 Drawing Sheets

(56)

References Cited

U.S. PATENT DOCUMENTS

D800,751 S	*	10/2017	Hersh	D14/486
D813,265 S	*	3/2018	Hersh	D14/488
D821,410 S	*	6/2018	Vinna	D14/485
D832,298 S	*	10/2018	Joensson	D14/486
D842,873 S	*	3/2019	Hatzikostas	D14/486
D855,629 S	*	8/2019	Arai	D14/485
D859,427 S	*	9/2019	Jeon	D14/485
D860,221 S	*	9/2019	Jeon	D14/485
D861,708 S	*	10/2019	Gibson	D14/485

* cited by examiner




FIG. 1




FIG. 2




FIG. 3

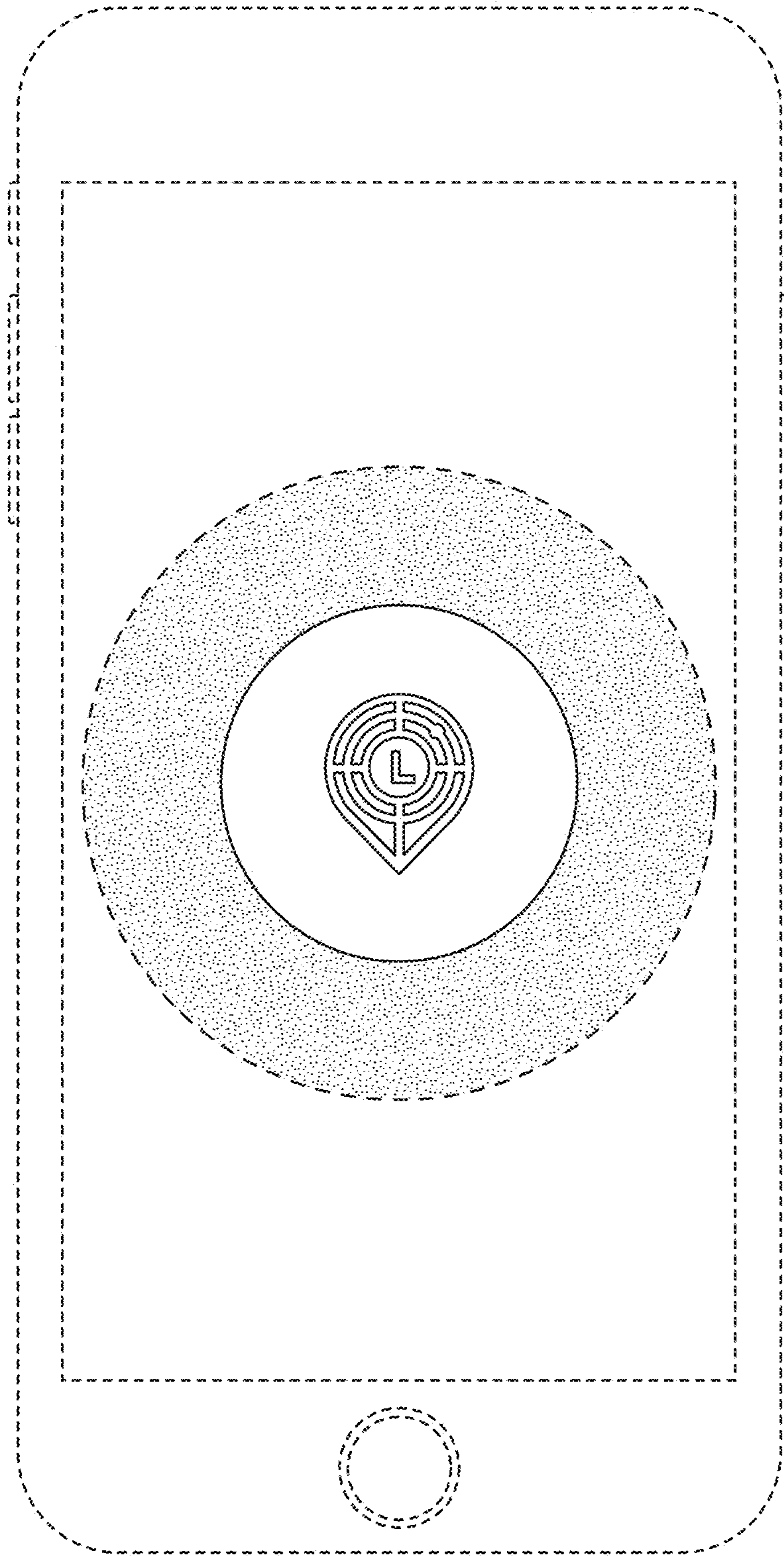


FIG. 4

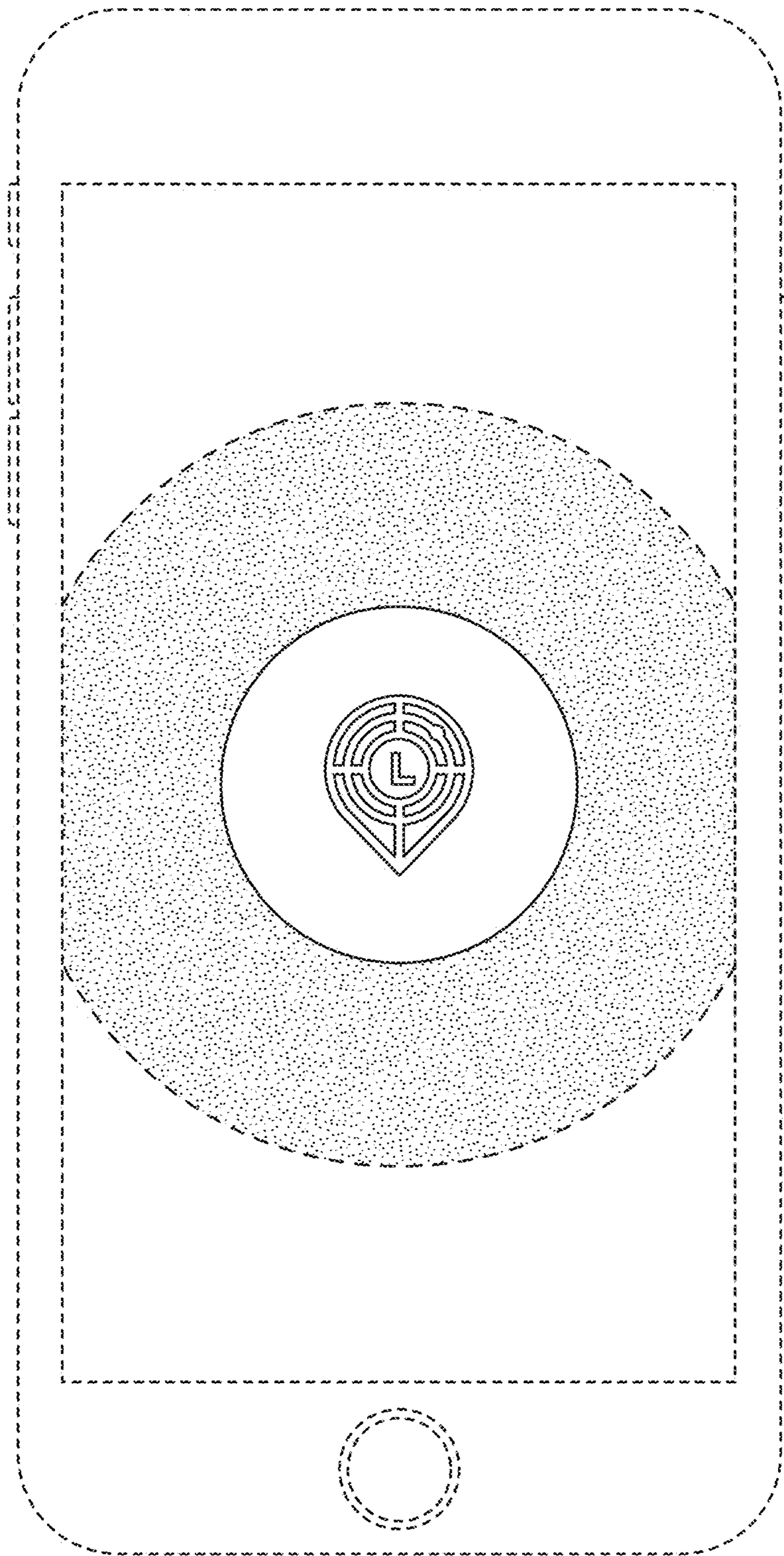


FIG. 5