



US00D870763S

(12) **United States Design Patent** (10) **Patent No.:** **US D870,763 S**
Kiefer et al. (45) **Date of Patent:** **** Dec. 24, 2019**

(54) **DISPLAY SCREEN OR PORTION THEREOF WITH GRAPHICAL USER INTERFACE**

(71) Applicant: **SAMSUNG ELECTRONICS CO., LTD.**, Suwon-si, Gyeonggi-do (KR)

(72) Inventors: **Cedric Kiefer**, Berlin (DE); **Henryk Wollik**, Berlin (DE); **Jae Julien**, Seoul (KR); **Dae-Wung Kim**, Seoul (KR); **Jang-Won Seo**, Seoul (KR); **Ji-Hyun Lee**, Seoul (KR); **Yoo-Jin Choi**, Seoul (KR)

(73) Assignee: **SAMSUNG ELECTRONICS CO., LTD.**, Gyeonggi-Do (KR)

(**) Term: **15 Years**

(21) Appl. No.: **29/654,001**

(22) Filed: **Jun. 20, 2018**

(30) **Foreign Application Priority Data**

Jan. 5, 2018 (KR) 30-2018-0001001

(51) **LOC (12) Cl.** **14-04**

(52) **U.S. Cl.**
USPC **D14/486**; D14/492

(58) **Field of Classification Search**
USPC D14/485-495
CPC .. G06F 3/0481; G06F 3/0482; G06F 3/04842;
G06F 3/0488; G06F 3/04817; G06F
17/30053; G06T 2200/24; G10H 1/0008;
G06Q 10/063114; H04N 1/00477; H04N
21/4781; G11B 27/34

See application file for complete search history.

(56) **References Cited**

U.S. PATENT DOCUMENTS

D476,488 S * 7/2003 White, Jr. D20/11
D647,914 S * 11/2011 Brouwers D14/486

D717,830 S * 11/2014 Brinda D14/489
D721,735 S * 1/2015 Park D14/492
D741,898 S * 10/2015 Soegiono D14/488
D754,741 S * 4/2016 Kang D14/489
D757,039 S * 5/2016 Yang D14/485
D760,281 S * 6/2016 Schutz D14/489
D762,717 S * 8/2016 Kim D14/489

(Continued)

FOREIGN PATENT DOCUMENTS

EM 003148170-0001 6/2016
EM 003759299-0003 2/2017
KR 300880924 S 11/2016

Primary Examiner — Darlington Ly
Assistant Examiner — Katherine A Holbrow

(74) *Attorney, Agent, or Firm* — Cantor Colburn LLP

(57) **CLAIM**

The ornamental design for a display screen or portion thereof with graphical user interface, as shown and described.

DESCRIPTION

The file of this patent contains at least one drawing/photograph executed in color. Copies of this patent with color drawing(s)/photograph(s) will be provided by the Office upon request and payment of the necessary fee.


FIG. 1 is a front view of a first embodiment of a display screen or portion thereof with graphical user interface showing our new design;

FIG. 2 is a front view of a second embodiment of a display screen or portion thereof with graphical user interface showing our new design; and,

FIG. 3 is a front view of a third embodiment of a display screen or portion thereof with graphical user interface showing our new design.

The outermost broken lines illustrating a display screen or portion thereof form no part of the claimed design.

1 Claim, 3 Drawing Sheets
(3 of 3 Drawing Sheet(s) Filed in Color)



(56)

References Cited

U.S. PATENT DOCUMENTS

D781,878 S *	3/2017	Butcher	D14/485
D794,649 S *	8/2017	Nijima	D14/485
D795,278 S *	8/2017	Okada	D14/486
D819,069 S *	5/2018	Myllymaki	D14/486
D841,664 S *	2/2019	Butcher	D14/485

* cited by examiner

FIG. 1




FIG. 2




FIG. 3

