



US00D870689S

(12) **United States Design Patent** (10) **Patent No.:** **US D870,689 S**
Choe et al. (45) **Date of Patent:** **** *Dec. 24, 2019**

(54) **MOBILE PHONE**

(71) Applicant: **LG ELECTRONICS INC.**, Seoul (KR)

(72) Inventors: **Sharim Choe**, Seoul (KR); **Sungho Lee**, Seoul (KR); **Jonghak Lee**, Seoul (KR); **Sanghyun Choi**, Seoul (KR); **Kibbum Park**, Seoul (KR)

(73) Assignee: **LG ELECTRONICS INC.**, Seoul (KR)

(*) Notice: This patent is subject to a terminal disclaimer.

(**) Term: **15 Years**

(21) Appl. No.: **29/608,539**

(22) Filed: **Jun. 22, 2017**

(30) **Foreign Application Priority Data**

Dec. 23, 2016 (KR) 30-2016-0063061

(51) **LOC (12) Cl.** **14-03**

(52) **U.S. Cl.**
USPC **D14/138 G**

(58) **Field of Classification Search**

USPC D14/138 AA, 138 AB, 138 AC, 138 AD, D14/138 C, 138 R, 248, 341, 345, 203.7, D14/371, 137, 138 G; D21/329; D10/50, D10/65

CPC .. H04M 1/027; H04M 1/0202; H04M 1/0279; H04M 1/0235; H04M 1/0237; H04M 1/0239; H04M 1/0266; H04M 1/0268; H04M 1/0295; G06F 1/1652; G06F 1/1641; G06F 1/1647; G06F 1/1626

See application file for complete search history.

(56) **References Cited**

U.S. PATENT DOCUMENTS

D819,004 S * 5/2018 Cho D14/248
D821,378 S * 6/2018 Cho D14/248

D825,516 S * 8/2018 Li D14/138 G
D829,188 S * 9/2018 Xu D14/138 G
D831,017 S * 10/2018 Choe D14/248
D831,627 S * 10/2018 Choe D14/248
D831,628 S * 10/2018 Choe D14/248
D831,629 S * 10/2018 Choe D14/248
D832,805 S * 11/2018 Xu D14/138 G
D842,285 S * 3/2019 Choe D14/248
D843,989 S * 3/2019 Cho D14/248
D846,523 S * 4/2019 Choe D14/138 G

(Continued)

OTHER PUBLICATIONS

MWC 2017 LG G6 hands-on, published Feb. 25, 2017, [online], [site visited Apr. 17, 2019]. retrieved from url:https://www.gsmarena.com/lg_g6_hands_on-review-1575.php (Year: 2017).*

Primary Examiner — Cathron C Brooks

Assistant Examiner — Tracey J Bell

(74) *Attorney, Agent, or Firm* — Birch, Stewart, Kolasch & Birch, LLP

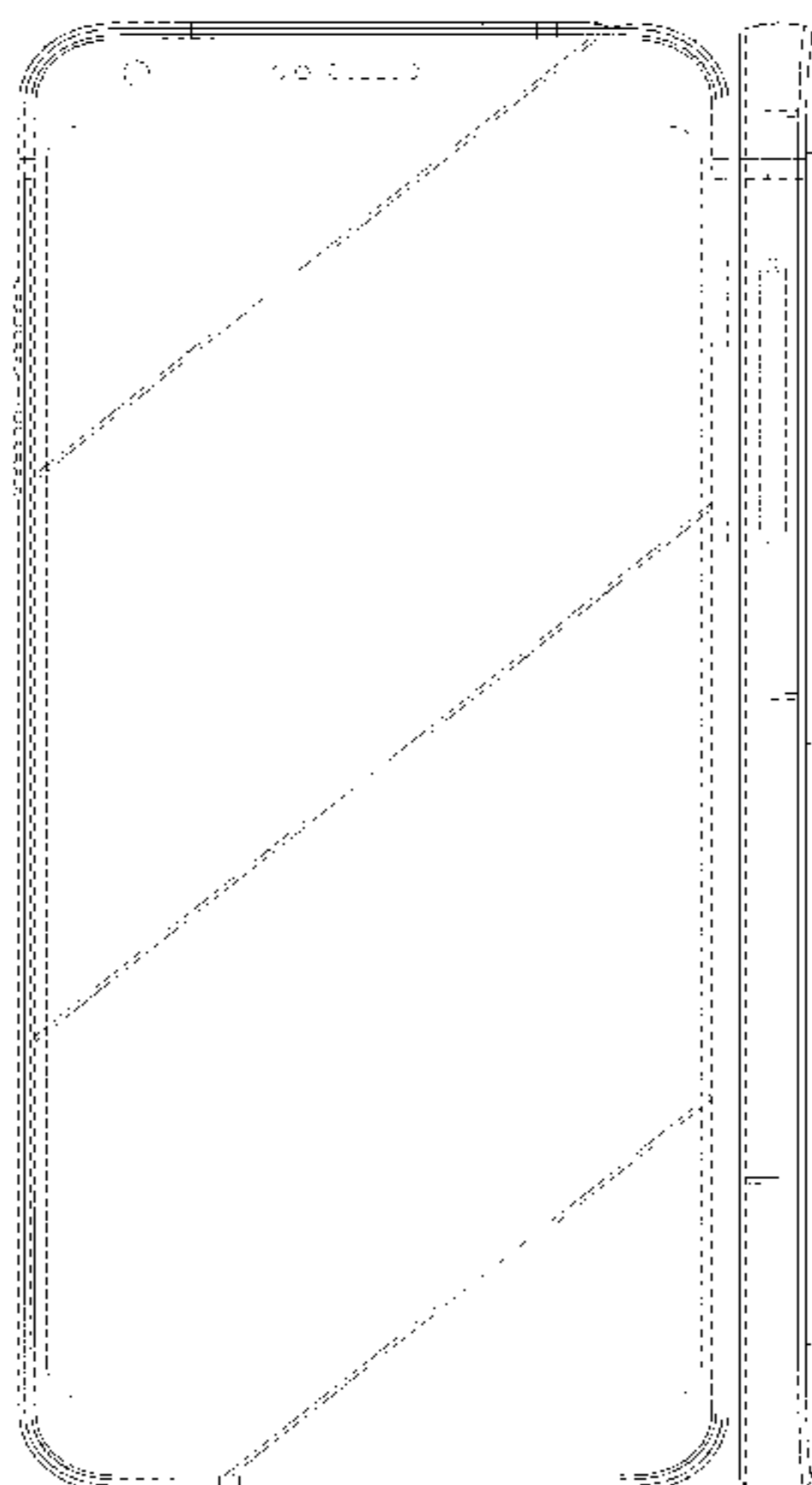
(57) **CLAIM**

The ornamental design for a mobile phone, as shown and described.

DESCRIPTION

FIG. 1 is a front perspective view of a mobile phone showing our new design;
FIG. 2 is a front view thereof;
FIG. 3 is a rear view thereof;
FIG. 4 is a left side view thereof;
FIG. 5 is a right side view thereof;
FIG. 6 is a top plan view thereof;
FIG. 7 is a bottom plan view thereof; and,
FIG. 8 is a rear perspective view thereof.
The broken lines depict portions of the mobile phone that form no part of the claimed design.

1 Claim, 8 Drawing Sheets



(56)

References Cited

U.S. PATENT DOCUMENTS

D849,706 S * 5/2019 Park D14/138 G
D854,508 S * 7/2019 Park D14/138 C
2017/0111077 A1* 4/2017 Hwang G06F 1/1626
2019/0036210 A1* 1/2019 Kim H01Q 5/35

* cited by examiner

FIG. 1

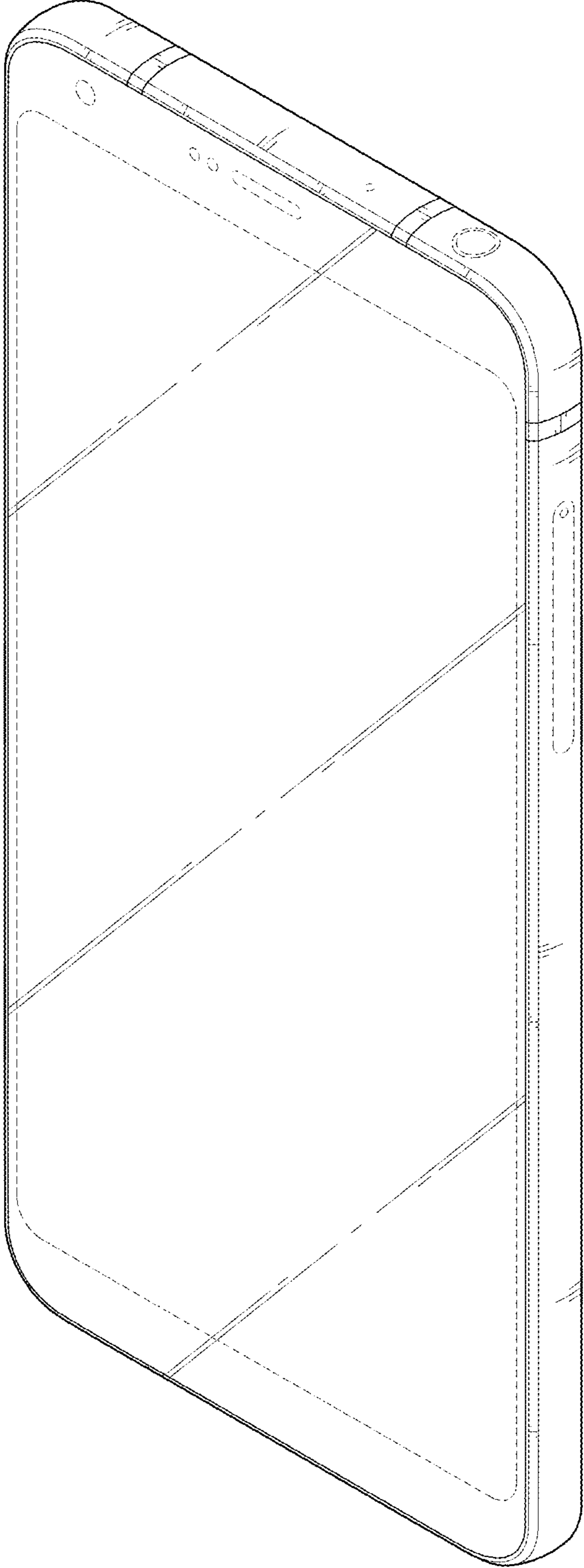


FIG. 2




FIG. 3




FIG. 4

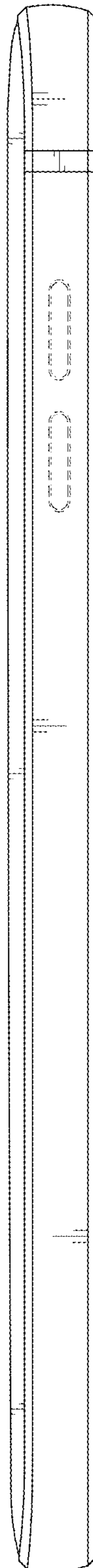


FIG. 5

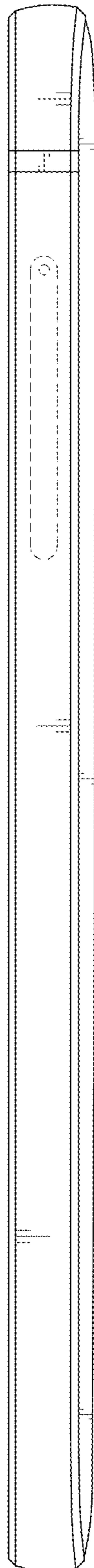


FIG. 6

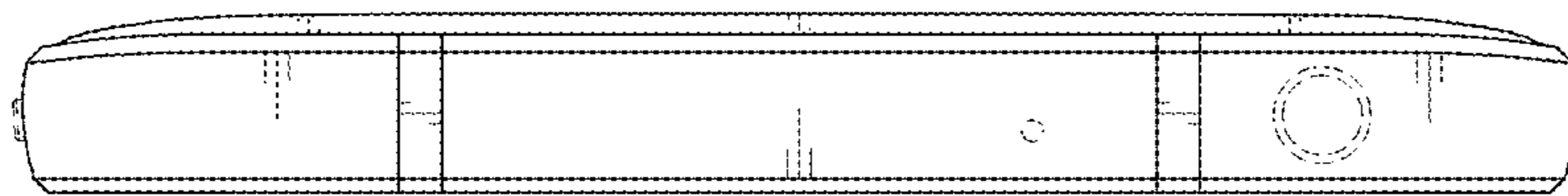


FIG. 7



FIG. 8

