

US00D870680S

(12) **United States Design Patent** (10) **Patent No.:** **US D870,680 S**  
**Lee et al.** (45) **Date of Patent:** **\*\* Dec. 24, 2019**

(54) **DETECTOR CONTROLLER**  
(71) Applicant: **LG Electronics Inc.**, Seoul (KR)  
(72) Inventors: **Hophil Lee**, Seoul (KR); **Kyoungjoung Kim**, Seoul (KR); **Bonghui Kang**, Seoul (KR)  
(73) Assignee: **LG Electronics Inc.**, Seoul (KR)  
(\*\*) Term: **15 Years**

D337,755 S \* 7/1993 Rowen ..... D13/170  
6,107,583 A \* 8/2000 Berfield ..... H01H 23/143  
200/302.2  
D492,262 S \* 6/2004 Murray ..... D13/162  
D511,675 S \* 11/2005 Holger ..... D8/353  
D631,929 S \* 2/2011 Doone ..... D19/100  
D715,228 S \* 10/2014 Lee ..... D13/158  
D737,203 S \* 8/2015 Shin ..... D13/110  
D748,630 S \* 2/2016 Helwig ..... D14/389  
D749,570 S \* 2/2016 Lee ..... D14/344

(Continued)

*Primary Examiner* — Rhea Shields

(74) *Attorney, Agent, or Firm* — Birch, Stewart, Kolasch & Birch, LLP

(21) Appl. No.: **29/663,742**  
(22) Filed: **Sep. 18, 2018**

**Related U.S. Application Data**

(63) Continuation of application No. 35/502,231, filed on Jul. 6, 2016 (U.S. filing date under 35 U.S.C. 384), and having an international filing date of Jul. 6, 2016, now abandoned.

(57) **CLAIM**

The ornamental design for a detector controller, as shown and described.

(30) **Foreign Application Priority Data**

Jan. 7, 2016 (KR) ..... 30-2016-0000692

(51) **LOC (12) Cl.** ..... **13-03**

(52) **U.S. Cl.**  
USPC ..... **D13/162**

(58) **Field of Classification Search**  
USPC ..... D13/177, 162, 171, 168, 108, 110, 158,  
D13/170; D14/385, 218, 129, 314, 388,  
D14/348, 367, 356, 389, 344, 363;  
D19/100; D8/353; D10/50, 81, 106, 70  
CPC .... H01H 13/702; H01H 13/23; H01H 13/143;  
H01H 3/0213

See application file for complete search history.

(56) **References Cited**

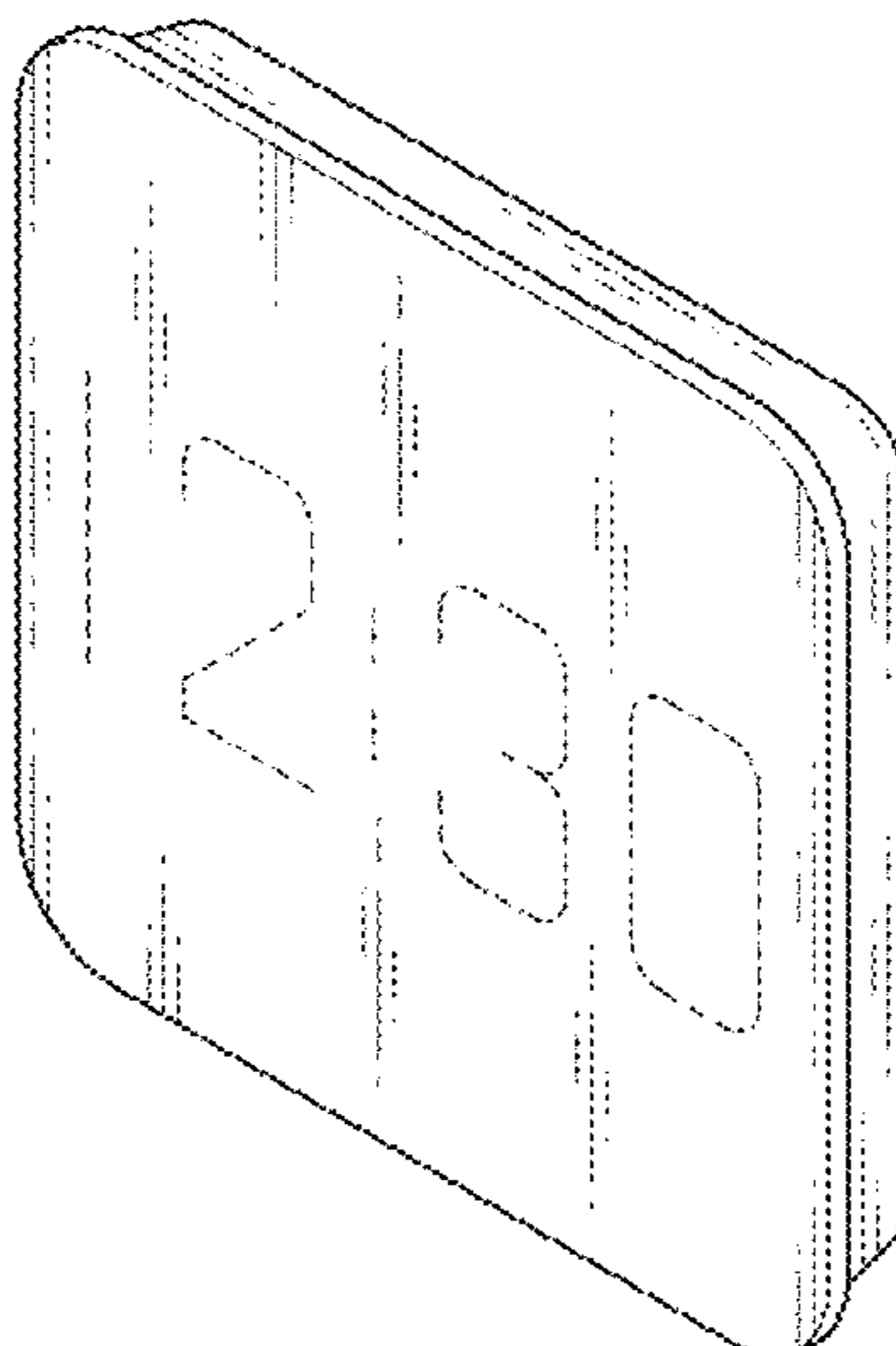
**U.S. PATENT DOCUMENTS**

4,677,268 A \* 6/1987 Nemeth ..... H01H 13/702  
200/513  
4,947,054 A \* 8/1990 Flowers ..... H01H 3/0213  
200/547

**DESCRIPTION**

FIG. 1 is a front, right side, perspective view of a detector controller showing our new design;  
FIG. 2 is a front view thereof;  
FIG. 3 is a rear view thereof;  
FIG. 4 is a left side view thereof;  
FIG. 5 is a right side view thereof;  
FIG. 6 is a top view thereof;  
FIG. 7 is a bottom view thereof;  
FIG. 8 is a perspective view shown in an environment; and,  
FIG. 9 is another perspective view shown in an environment.  
Throughout the drawings, the broken lines are for the purpose of illustrating environment only and form no part of the claimed design. In FIG. 3 the broken lines of the inner most rounded corner square is for the purpose of defining the boundaries of the claim.

**1 Claim, 5 Drawing Sheets**



(56)

**References Cited**

## U.S. PATENT DOCUMENTS

D758,366	S	*	6/2016	Peng	.....	D14/363
D761,741	S	*	7/2016	Santiago	.....	D13/162
D765,073	S	*	8/2016	Niizawa	.....	D14/356
D777,683	S	*	1/2017	Kashimoto	.....	D13/168
D777,724	S	*	1/2017	Sterzick	.....	D14/348
D777,725	S	*	1/2017	Peng	.....	D14/367
D778,244	S	*	2/2017	Feldstein	.....	D13/162
D782,977	S	*	4/2017	Zhang	.....	D13/108
D783,545	S	*	4/2017	Feldstein	.....	D13/164
D784,168	S	*	4/2017	Jacoby	.....	D10/50
D784,258	S	*	4/2017	Vienna	.....	D13/108
D786,803	S	*	5/2017	Kim	.....	D13/168
D789,306	S	*	6/2017	VanDuy	.....	D13/169
D789,932	S	*	6/2017	Chu	.....	D14/388
D797,095	S	*	9/2017	Delpier	.....	D14/314
D797,740	S	*	9/2017	Nguyen	.....	D14/385
D798,841	S	*	10/2017	Park	.....	D14/218
D801,833	S	*	11/2017	Jiang	.....	D10/50
D803,793	S	*	11/2017	Jacoby	.....	D13/171
D805,493	S	*	12/2017	Chang	.....	D14/129
D811,916	S	*	3/2018	Lee	.....	D10/106.2
D812,021	S	*	3/2018	Lee	.....	D13/171
D814,956	S	*	4/2018	Lee	.....	D10/106.7
D821,904	S	*	7/2018	Kang	.....	D10/106.7
D823,370	S	*	7/2018	Lee	.....	D16/203
D824,790	S	*	8/2018	Lee	.....	D10/101
D825,358	S	*	8/2018	Lee	.....	D10/70
D825,359	S	*	8/2018	Lee	.....	D10/70
D826,752	S	*	8/2018	Lee	.....	D10/81
D827,470	S	*	9/2018	Lee	.....	D10/106.1
D828,428	S	*	9/2018	Lee	.....	D16/203
D831,584	S	*	10/2018	Lee	.....	D13/162
D831,585	S	*	10/2018	Lee	.....	D13/162
D831,590	S	*	10/2018	Lee	.....	D13/177

\* cited by examiner

FIG. 1

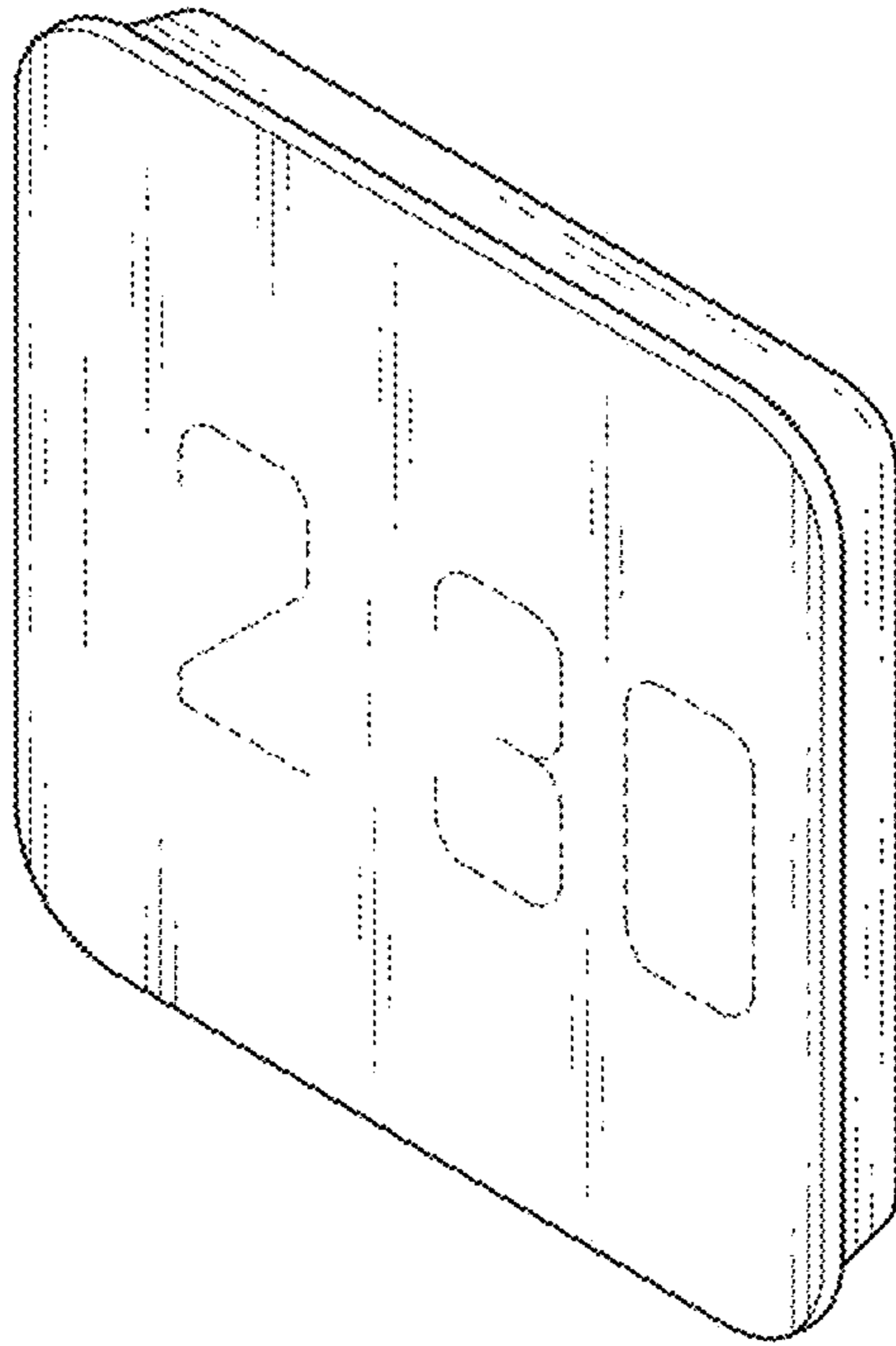


FIG. 2

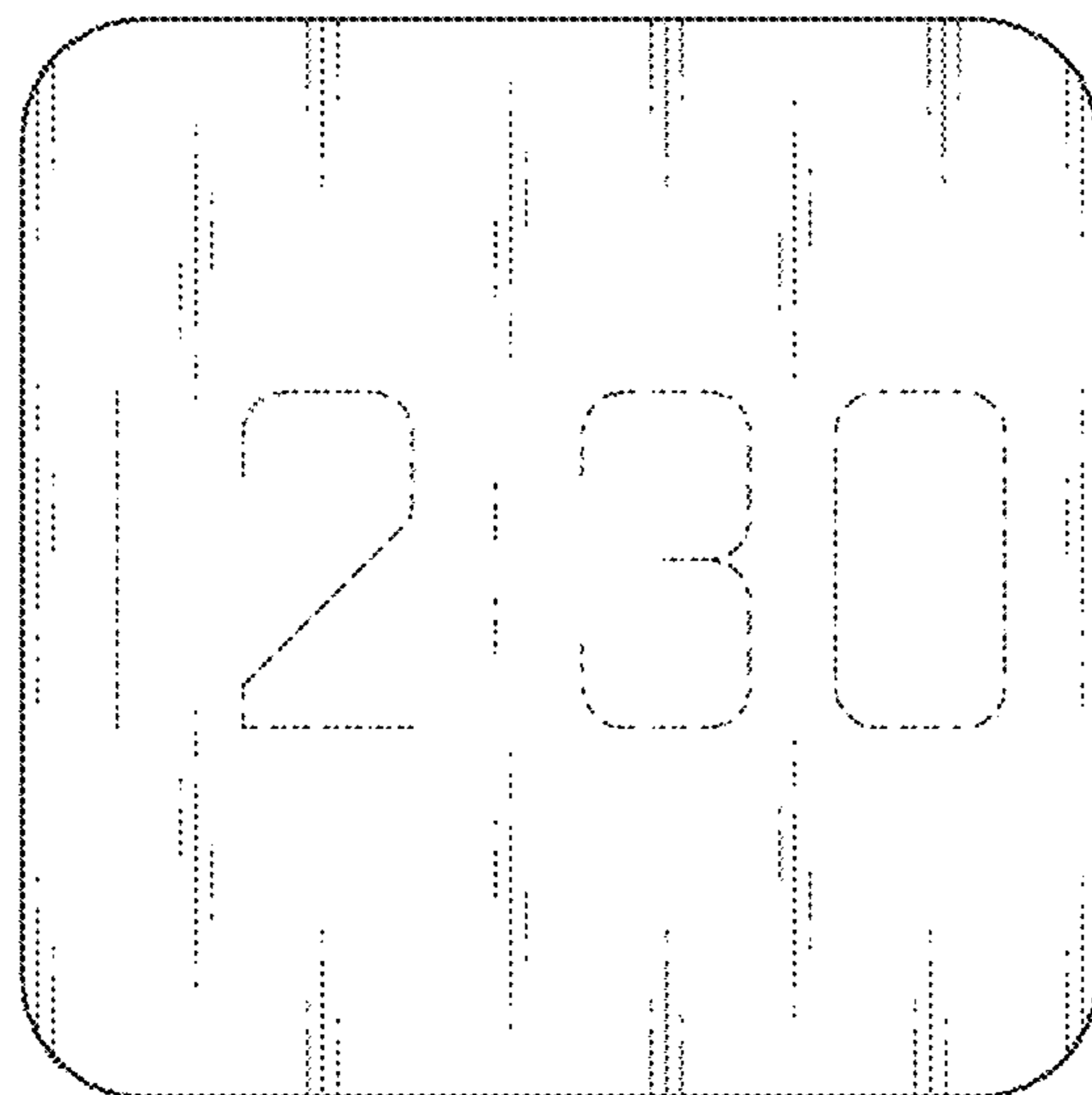


FIG. 3




FIG. 4




FIG. 5




FIG. 6




FIG. 7




FIG. 8

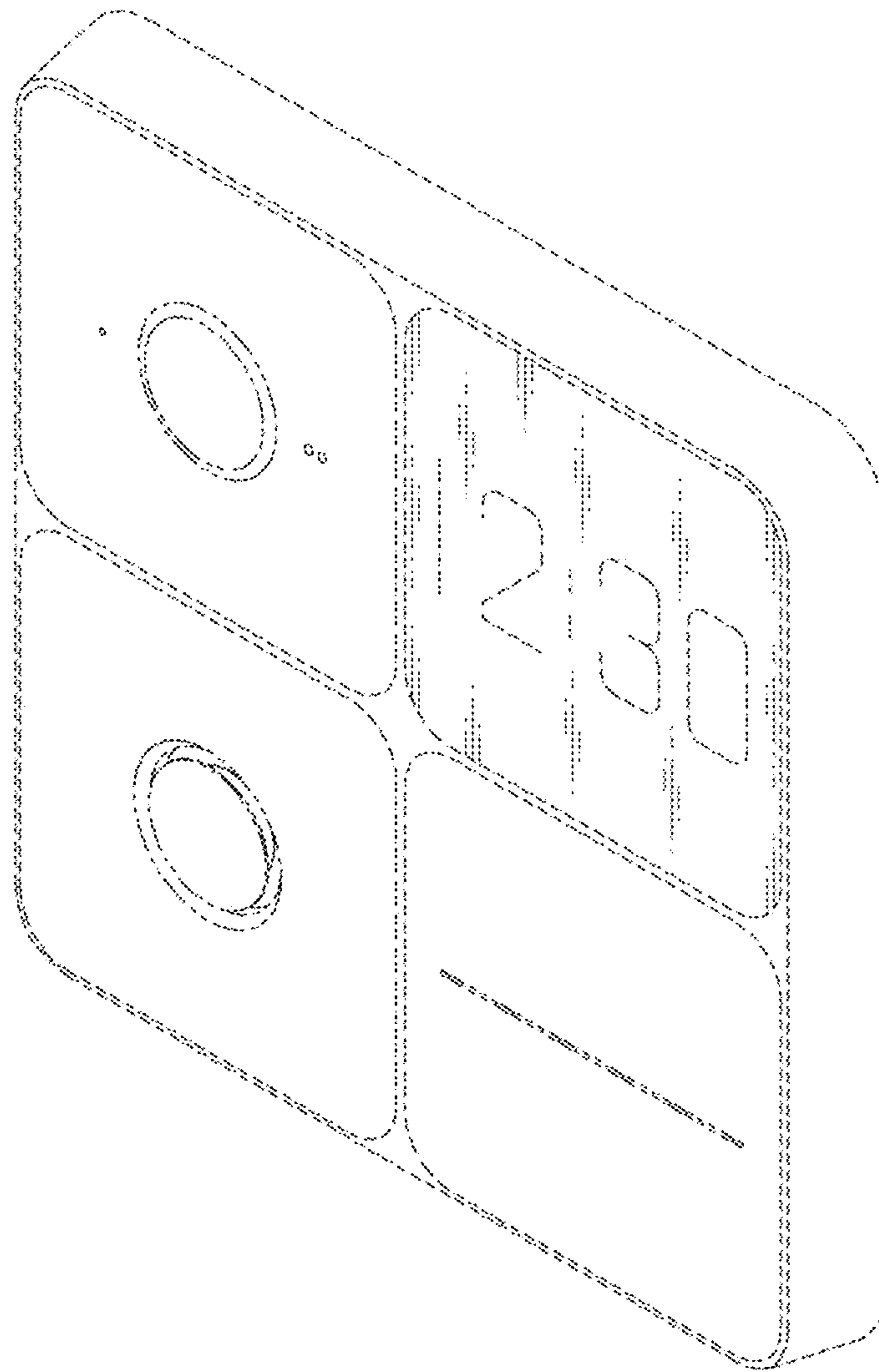


FIG. 9

