



US00D870676S

(12) **United States Design Patent** (10) **Patent No.:** **US D870,676 S**
Kufner et al. (45) **Date of Patent:** **** Dec. 24, 2019**

(54) **ELECTRICAL CONTACT ELEMENT**
(71) Applicant: **STAUBLI ELECTRICAL CONNECTORS AG**, Allschwil (CH)
(72) Inventors: **Tom Kufner**, Riehen (CH); **Philipp Alexander Strehler**, Basel (CH); **Fabian Hilti**, Ziefen (CH); **Lucas Wirz**, Basel (CH)
(73) Assignee: **STAUBLI ELECTRICAL CONNECTORS AG**, Allschwil (CH)
(**) Term: **15 Years**
(21) Appl. No.: **29/649,553**
(22) Filed: **May 31, 2018**

Related U.S. Application Data

(62) Division of application No. 29/585,526, filed on Nov. 25, 2016, now Pat. No. Des. 830,974.

(30) **Foreign Application Priority Data**

May 25, 2016 (WO) 967583401

(51) **LOC (12) Cl.** **13-03**

(52) **U.S. Cl.**
USPC **D13/154**

(58) **Field of Classification Search**

USPC D12/180; D13/101, 102, 103, 107, 112, D13/114, 115, 116, 118, 122, 125, 133, D13/162.1, 184, 199; D14/188; D23/315, 356, 377; D25/35; D32/17, D32/68, 70, 71, 73
CPC H01L 2224/05638; H01L 21/4889; H01R 12/721; H01R 13/639; H01R 13/187; C22F 1/04; B23K 20/004; H05K 3/4015; H05K 7/1069

See application file for complete search history.

(56) **References Cited**

U.S. PATENT DOCUMENTS

4,456,325 A 6/1984 Benz
5,261,840 A 11/1993 Benz
D448,343 S * 9/2001 Asao D13/122
D463,338 S 9/2002 Ioka

(Continued)

FOREIGN PATENT DOCUMENTS

DE 3014118 B1 2/1981
EP 1119077 A1 7/2001

(Continued)

OTHER PUBLICATIONS

Multilam, posted at Ec.staubli.com, posted on Jan. 8, 2018, site visited Aug. 26, 2019. online, available from internet: <https://ec.staubli.com/news/articles/newsDisp.php?date=2018-01-08> (Year: 2018).*

(Continued)

Primary Examiner — Mary Ann Calabrese

Assistant Examiner — Catherine Ho

(74) *Attorney, Agent, or Firm* — Sughrue Mion, PLLC

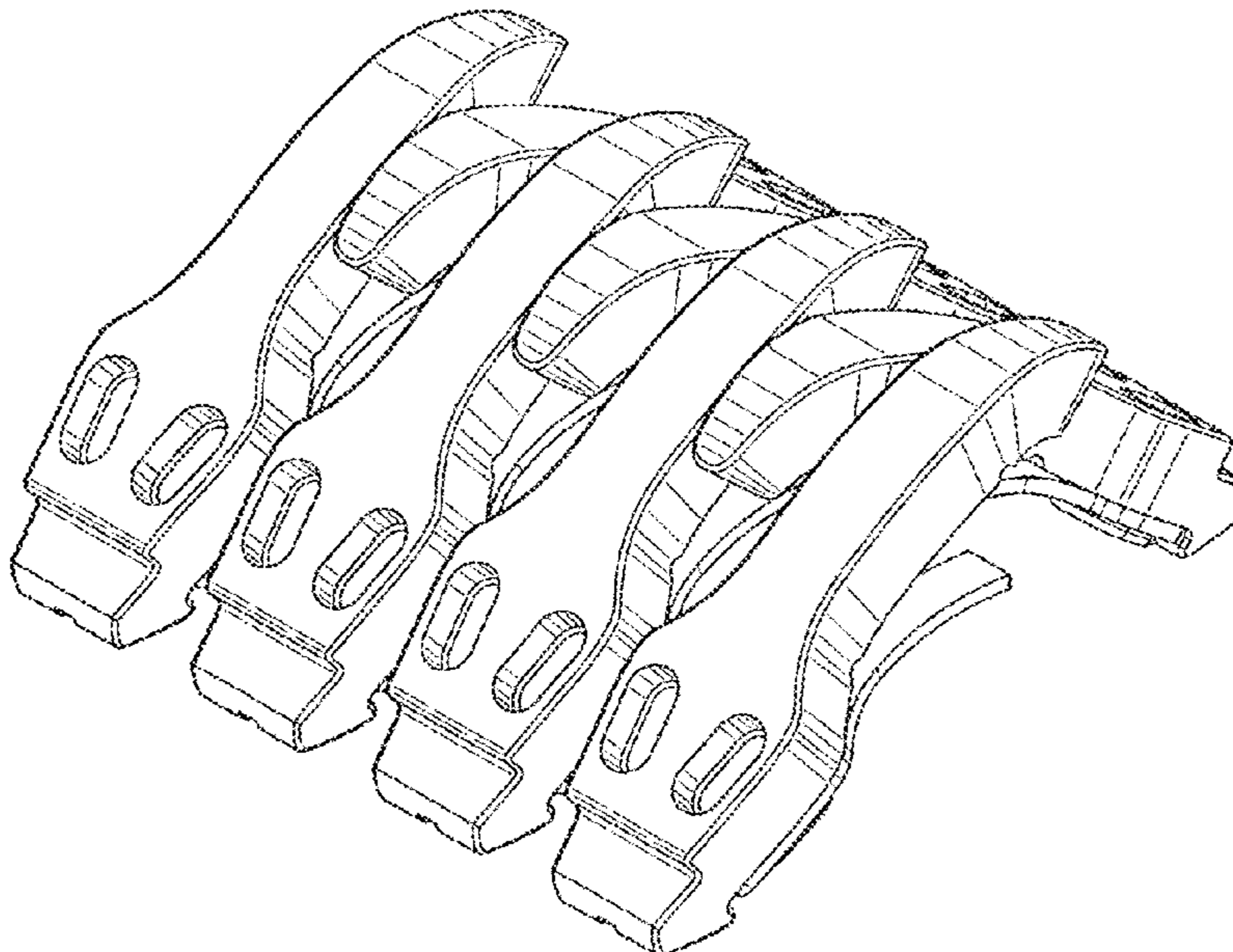
(57) **CLAIM**

The ornamental design for an electrical contact element, as shown and described.

DESCRIPTION

FIG. 1 is a perspective view of an electrical contact element showing our new design;
FIG. 2 is a top view thereof;
FIG. 3 is a bottom view thereof;
FIG. 4 is a front view thereof;
FIG. 5 is a rear view thereof;
FIG. 6 is a right side view thereof; and,
FIG. 7 is a left side view thereof.

1 Claim, 4 Drawing Sheets



(56)

References Cited

U.S. PATENT DOCUMENTS

6,547,607	B2 *	4/2003	Moll	H01R 13/187 439/816
D476,623	S	7/2003	Oohashi		
7,078,614	B1	7/2006	Van Haaster		
7,840,122	B1 *	11/2010	Hanrahan	A61M 11/041 219/538
8,057,269	B2 *	11/2011	Ledermann	H01R 13/187 439/827
8,137,114	B1 *	3/2012	Peng	H01R 13/11 439/660
8,574,009	B2 *	11/2013	Ho	H01R 43/20 439/629
8,821,170	B1	9/2014	Thein et al.		
9,112,291	B2 *	8/2015	Kato	H01R 13/02
D753,066	S	4/2016	Sturgess		
D763,793	S *	8/2016	Chen	D13/120
10,050,366	B2 *	8/2018	Chevreau	H01R 13/10
D830,974	S *	10/2018	Kufner	D13/154
10,135,180	B2 *	11/2018	Sturgess	H01R 4/4881
10,347,996	B2 *	7/2019	Kung	H01R 4/028
2001/0019923	A1	9/2001	Moll et al.		
2003/0218873	A1 *	11/2003	Eromaki	H05K 9/0035 361/816
2005/0095912	A1	5/2005	Yang		
2010/0227507	A1	9/2010	Cheng		
2010/0330821	A1	12/2010	Takeuchi		

2012/0088383	A1	4/2012	Qu
2012/0115340	A1	5/2012	Yamamoto
2016/0226181	A1	8/2016	Sturgess
2017/0225225	A1	8/2017	Sarkisian

FOREIGN PATENT DOCUMENTS

EP	2115820	11/2009
EP	2693573	A2 2/2014
GB	2398680	A 8/2004
WO	2008092284	A1 8/2008

OTHER PUBLICATIONS

Communication dated Oct. 25, 2016, from the European Patent Office in counterpart European Application No. 16171341.7.

Communication dated Oct. 25, 2016, from the European Patent Office in counterpart European Application No. 16171340.9.

Communication dated Oct. 25, 2016, from the European Patent Office in counterpart European Application No. 16171346.6.

Multilam Contact Band Technology for Tool Changers, posted at Robotics.org, posted on Oct. 24, 2012, site visited 11/0 (Year: 2012).

The New Multilam ML-I, posted at Ec.staubli.com, posted on Apr. 16, 2015, site visited Nov. 9, 2017. online, Avail (Year: 2015).

New high-performance Multilam LA-CUDD, posted at Ec.staubli.com, posted on Oct. 25, 2012, site visited 11/ (Year: 2012).

* cited by examiner

Fig. 1

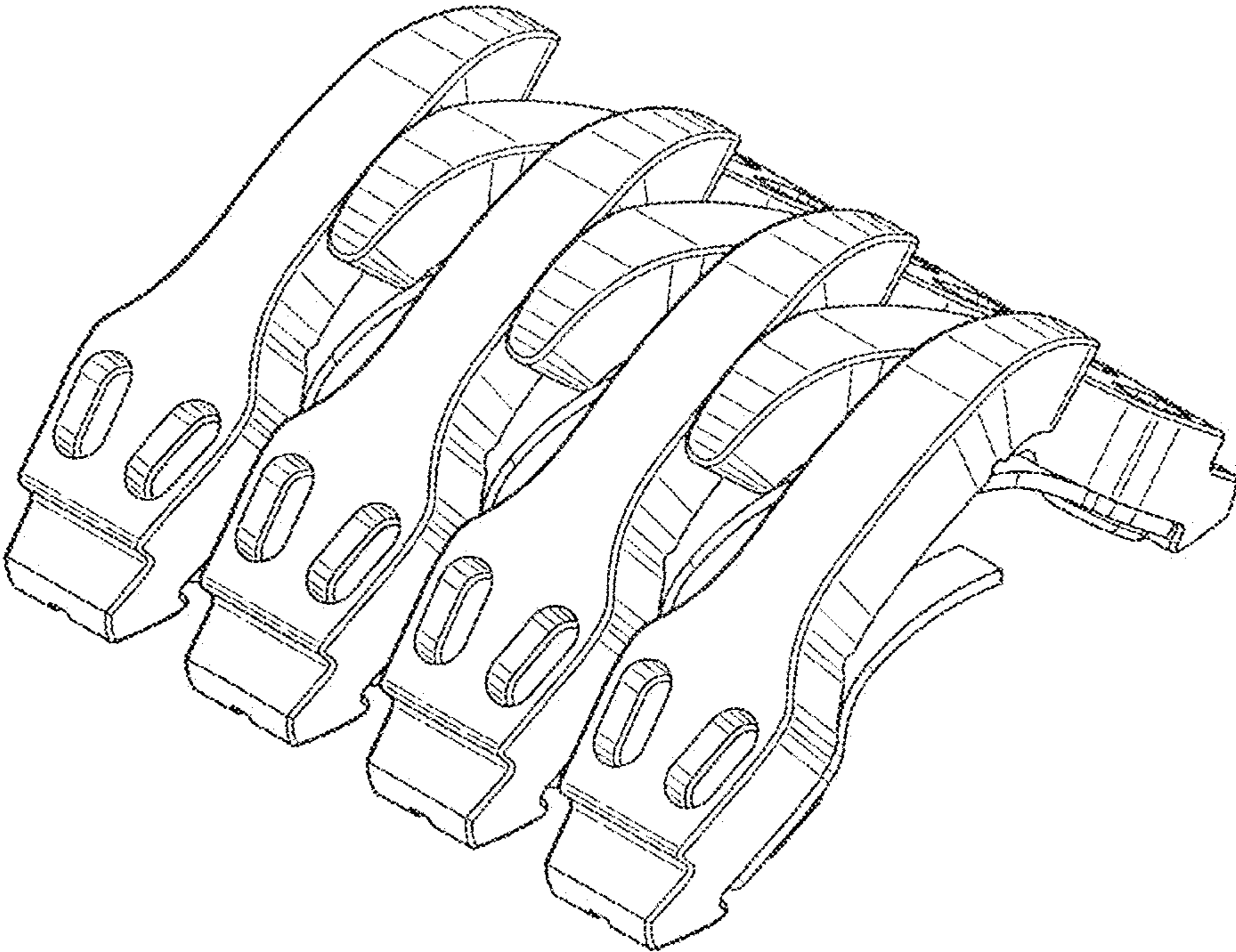


Fig. 2

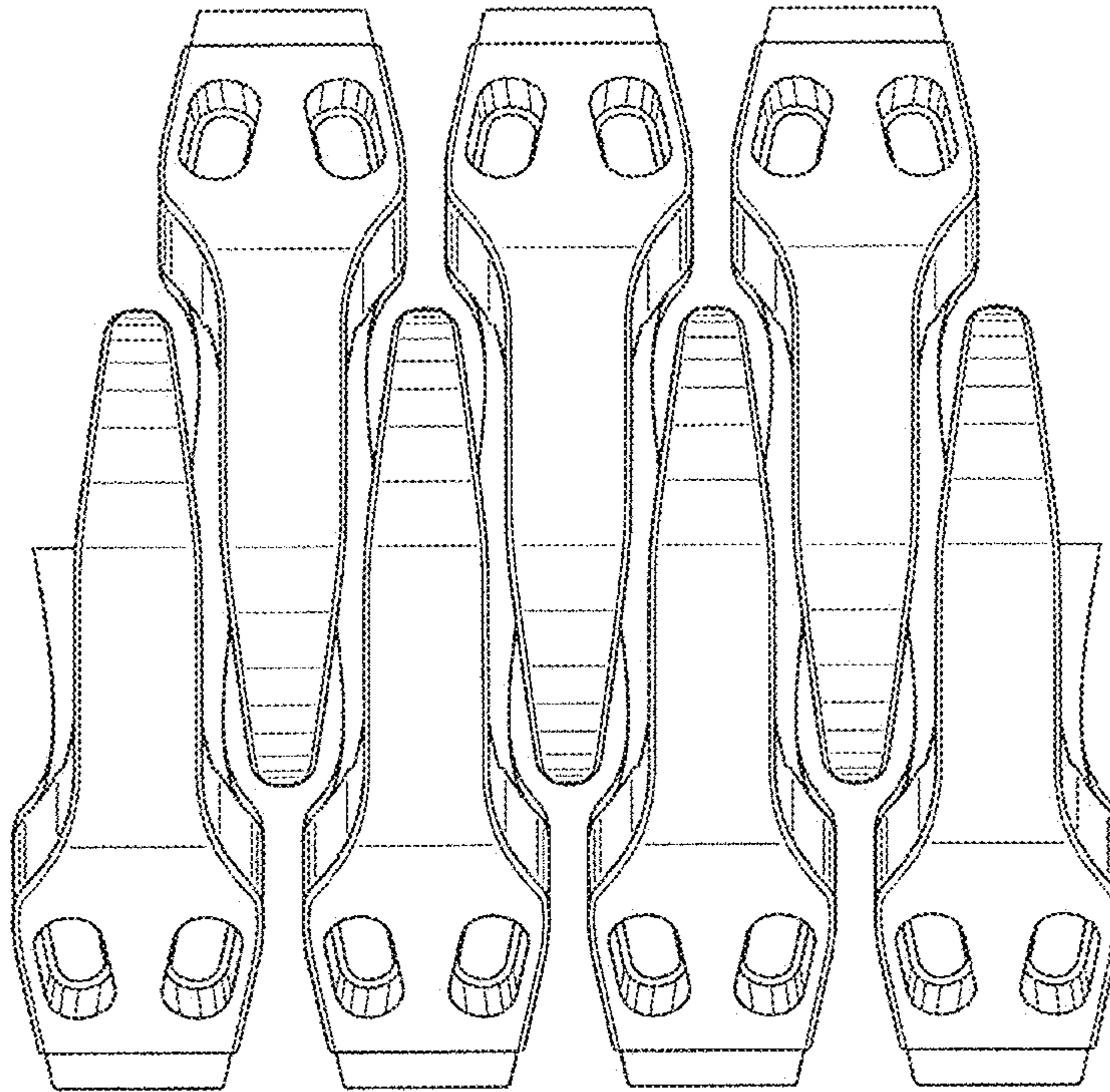


Fig. 3

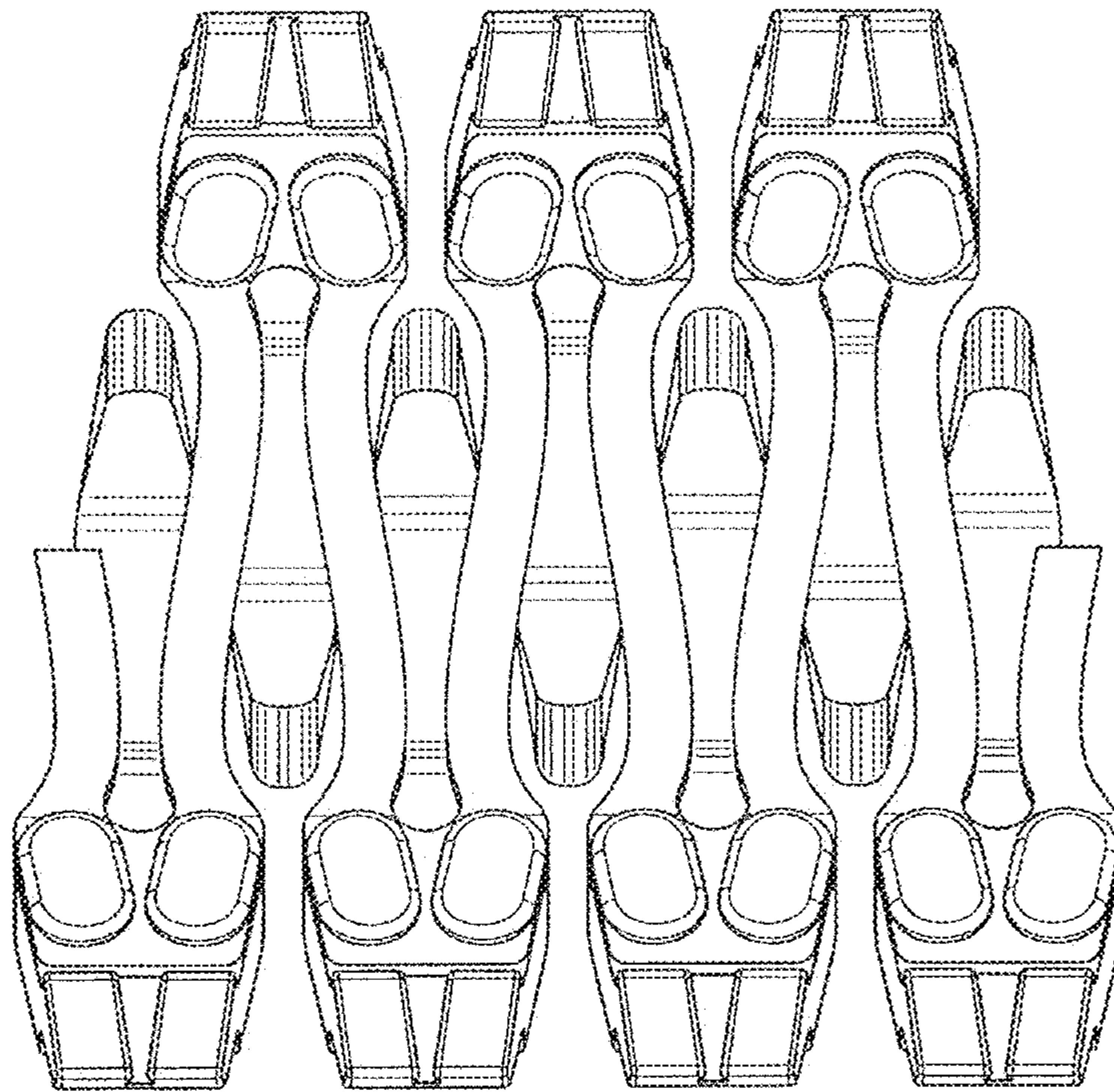


Fig. 4

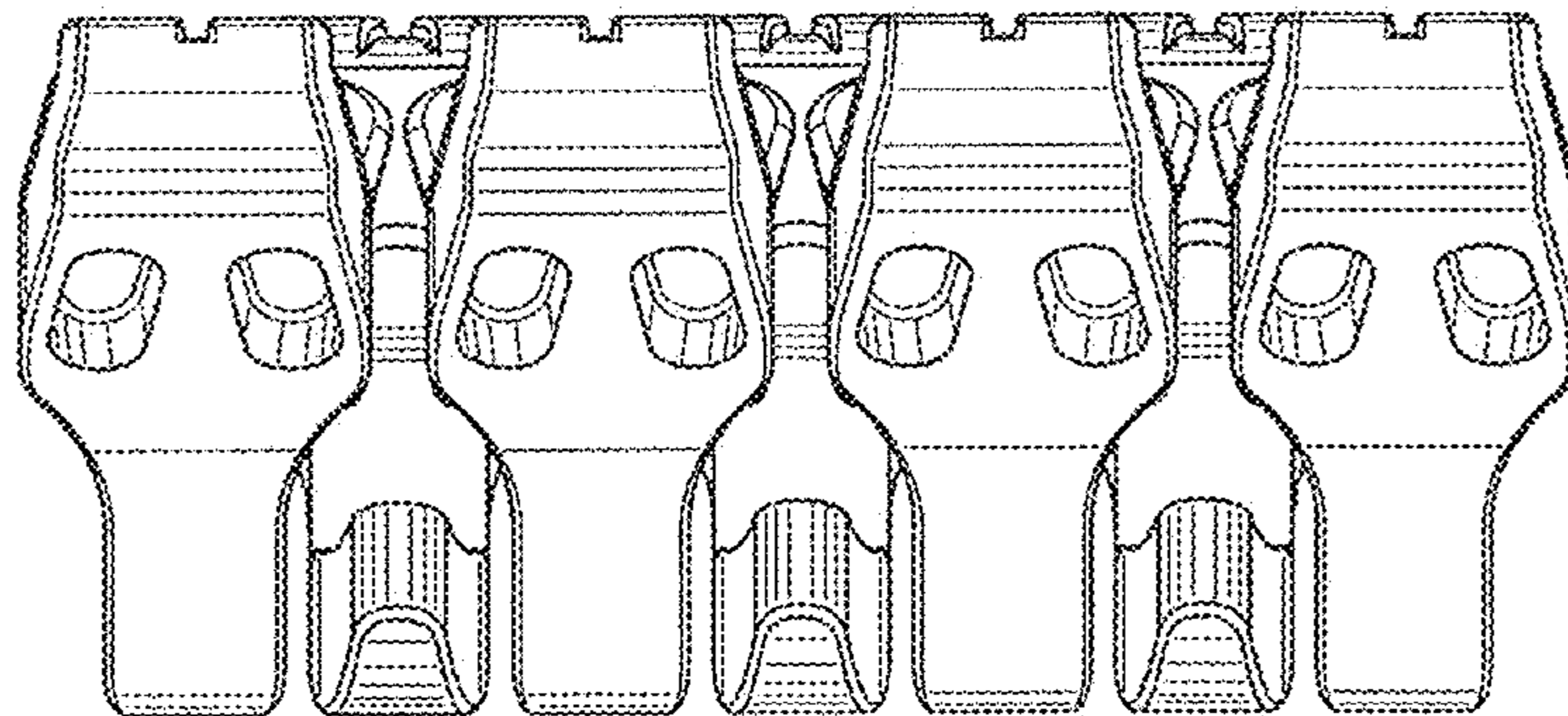


Fig. 5

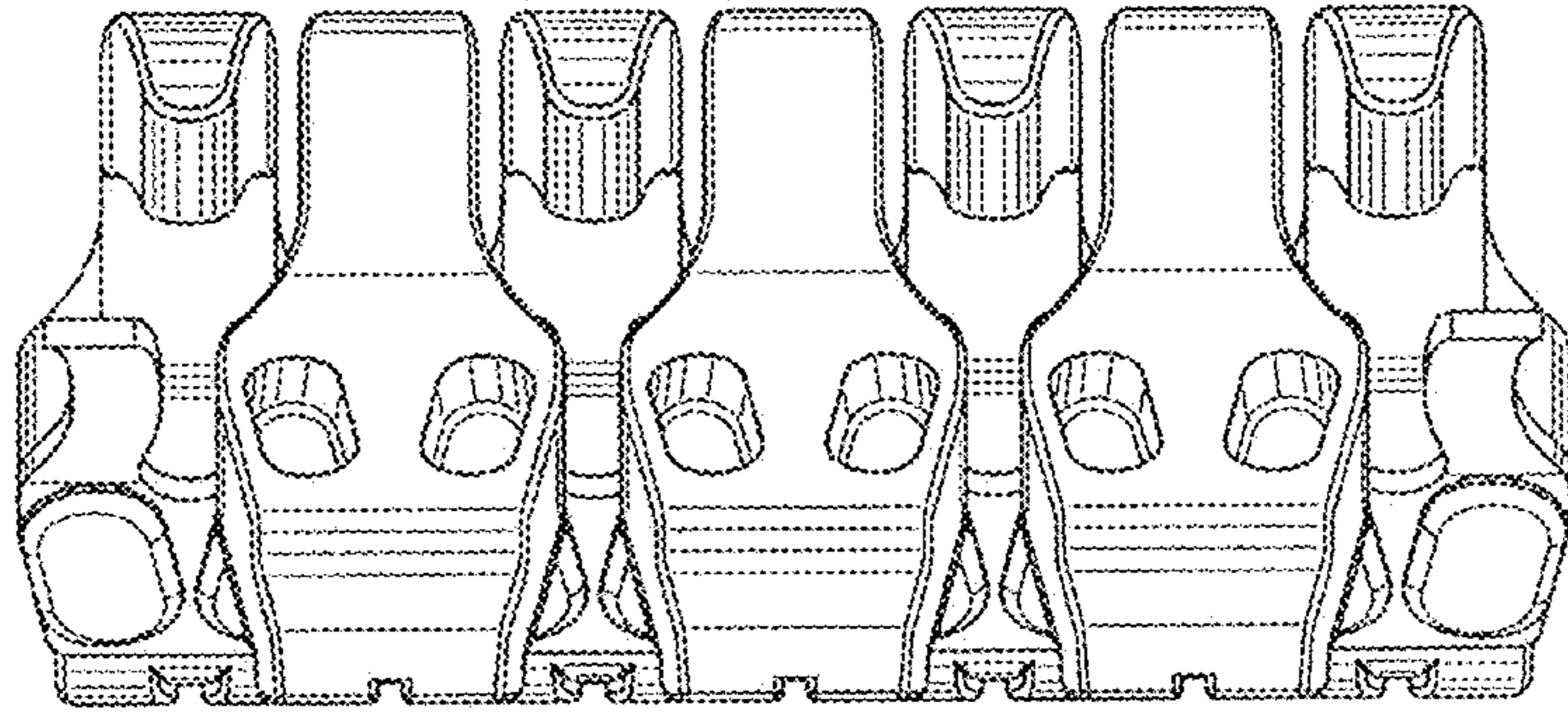


Fig. 6

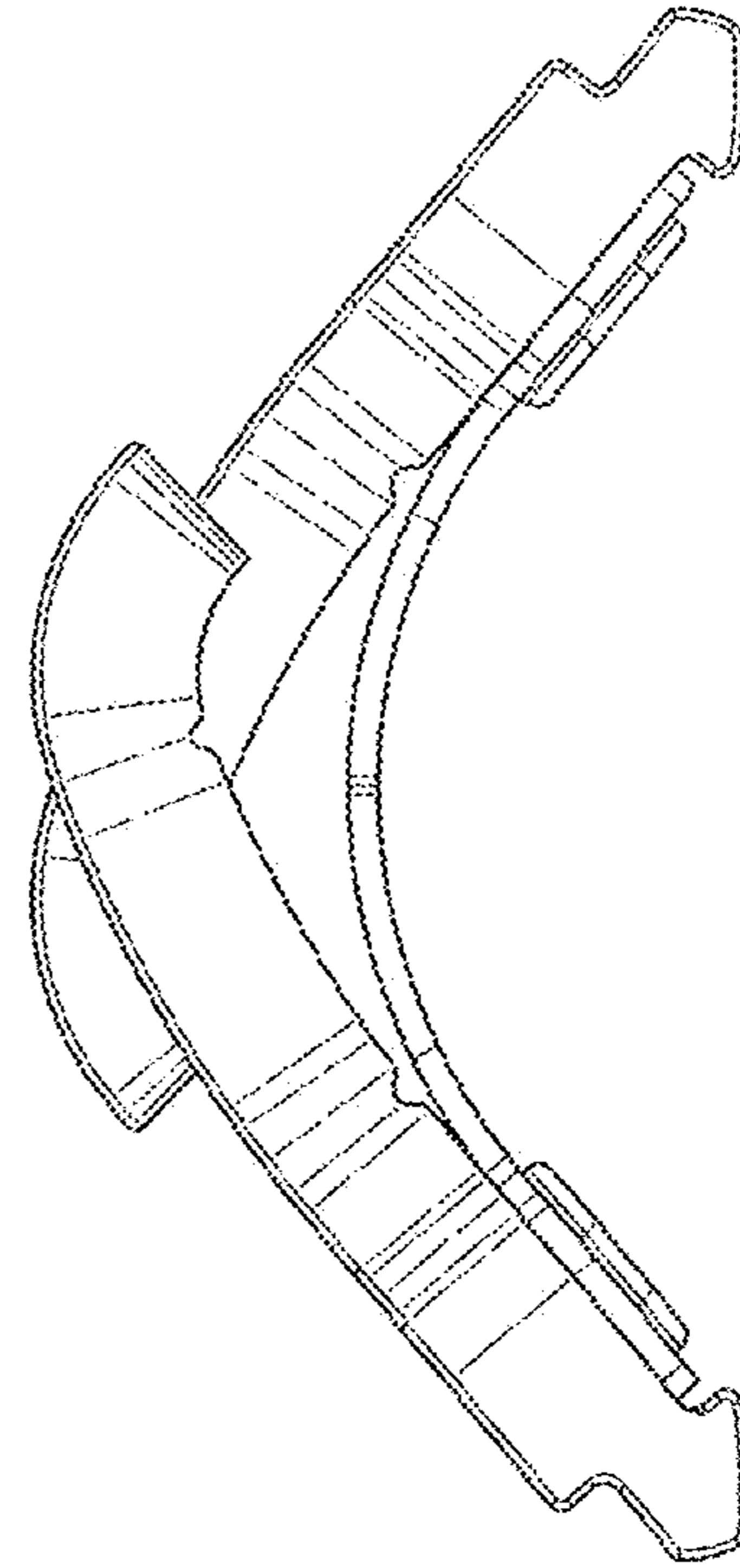


Fig. 7

