



US00D870666S

(12) **United States Design Patent** (10) **Patent No.:** **US D870,666 S**  
**Madsen** (45) **Date of Patent:** **\*\* Dec. 24, 2019**

(54) **COMBINED CHARGER AND SLEEVE**  
(71) Applicant: **LIZN ApS**, Vejle Øst (DK)  
(72) Inventor: **Torben Madsen**, Aarhus C (DK)  
(73) Assignee: **LIZN APS**, Vejle Ost (DK)  
(\*\*) Term: **15 Years**  
(21) Appl. No.: **29/682,428**

D777,102 S \* 1/2017 Zeine ..... D13/108  
D786,788 S \* 5/2017 Chen ..... D13/108  
D793,954 S \* 8/2017 Clervi ..... D13/107  
D808,335 S \* 1/2018 Corander ..... D13/107  
D813,806 S \* 3/2018 Ito ..... D13/108  
D814,405 S \* 4/2018 Hahn ..... D13/107  
D820,782 S \* 6/2018 Wang ..... D13/107  
D821,970 S \* 7/2018 Loermann ..... D13/107  
D823,246 S \* 7/2018 Lin ..... D13/108  
D826,152 S \* 8/2018 Christiansen ..... D13/108  
D827,567 S \* 9/2018 Nauroy ..... D13/108  
D828,295 S \* 9/2018 Li ..... D13/108

(Continued)

(22) Filed: **Mar. 5, 2019**

**Related U.S. Application Data**

(62) Division of application No. 35/503,951, filed on Aug. 30, 2017 (U.S. filing date under 35 U.S.C. 384), and having an international filing date of Aug. 30, 2017, now Pat. No. Des. 847,090.

(51) **LOC (12) Cl.** ..... **13-02**  
(52) **U.S. Cl.**  
USPC ..... **D13/108**  
(58) **Field of Classification Search**  
USPC ..... D13/108, 107, 110  
CPC ..... H04B 1/3877; H04M 1/05  
See application file for complete search history.

(56) **References Cited**

**U.S. PATENT DOCUMENTS**

4,942,617 A \* 7/1990 Boylan ..... H04M 1/05  
381/182  
6,052,603 A \* 4/2000 Kinzalow ..... H04B 1/3877  
455/557  
D537,409 S \* 2/2007 Suzuki ..... D13/108  
D608,277 S \* 1/2010 Cano ..... D13/108  
D650,330 S \* 12/2011 Dong ..... D13/108  
D653,206 S \* 1/2012 Heine ..... D13/108  
D678,191 S \* 3/2013 Fitch ..... D13/108  
D730,285 S \* 5/2015 Dorn ..... D13/108  
D749,042 S \* 2/2016 Gecawicz ..... D13/107  
D762,571 S \* 8/2016 Lee ..... D13/108

**FOREIGN PATENT DOCUMENTS**

CN 303367875 9/2015  
EM 0014628730001 1/2018

*Primary Examiner* — Rhea Shields

(74) *Attorney, Agent, or Firm* — Cantor Colburn LLP

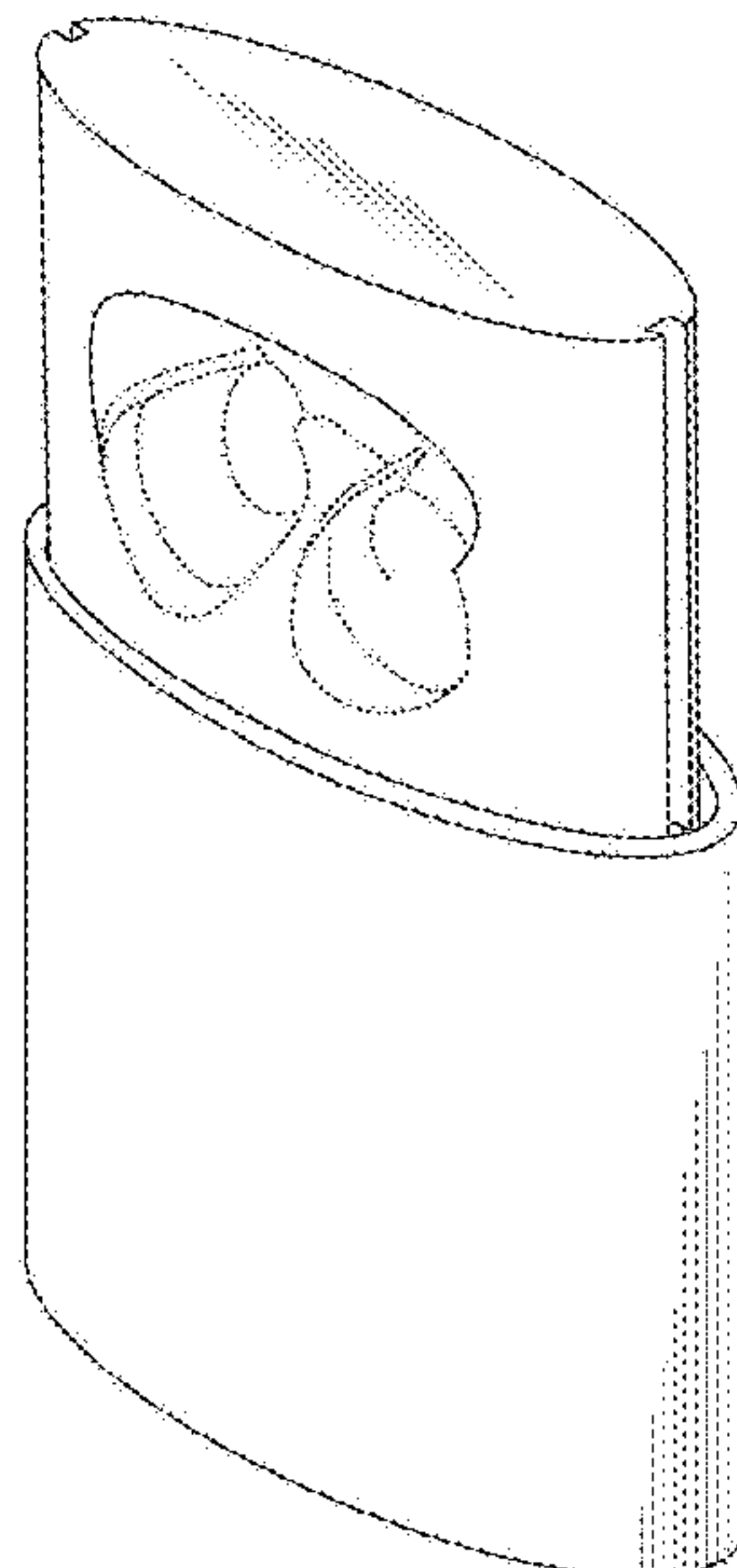
(57) **CLAIM**

I claim, the ornamental design for a combined charger and sleeve, as shown and described.

**DESCRIPTION**

FIG. 1 is a perspective view of a combined charger and sleeve, showing my new design;  
FIG. 2 is a front elevation view thereof;  
FIG. 3 is a side view thereof, taken from the right of FIG. 2, the opposite side view being a mirror image thereof;  
FIG. 4 is a rear view thereof;  
FIG. 5 is a top view thereof;  
FIG. 6 is a rear perspective view thereof in a closed position; and,  
FIG. 7 is a front perspective view thereof.  
In the reproductions, the broken lines are for the purpose of illustrating environment only and form no part of the claimed design.

**1 Claim, 7 Drawing Sheets**



(56)

**References Cited**

U.S. PATENT DOCUMENTS

D847,090 S \* 4/2019 Madsen ..... D13/108  
D855,589 S \* 8/2019 Madsen ..... D14/223

\* cited by examiner

FIG. 1

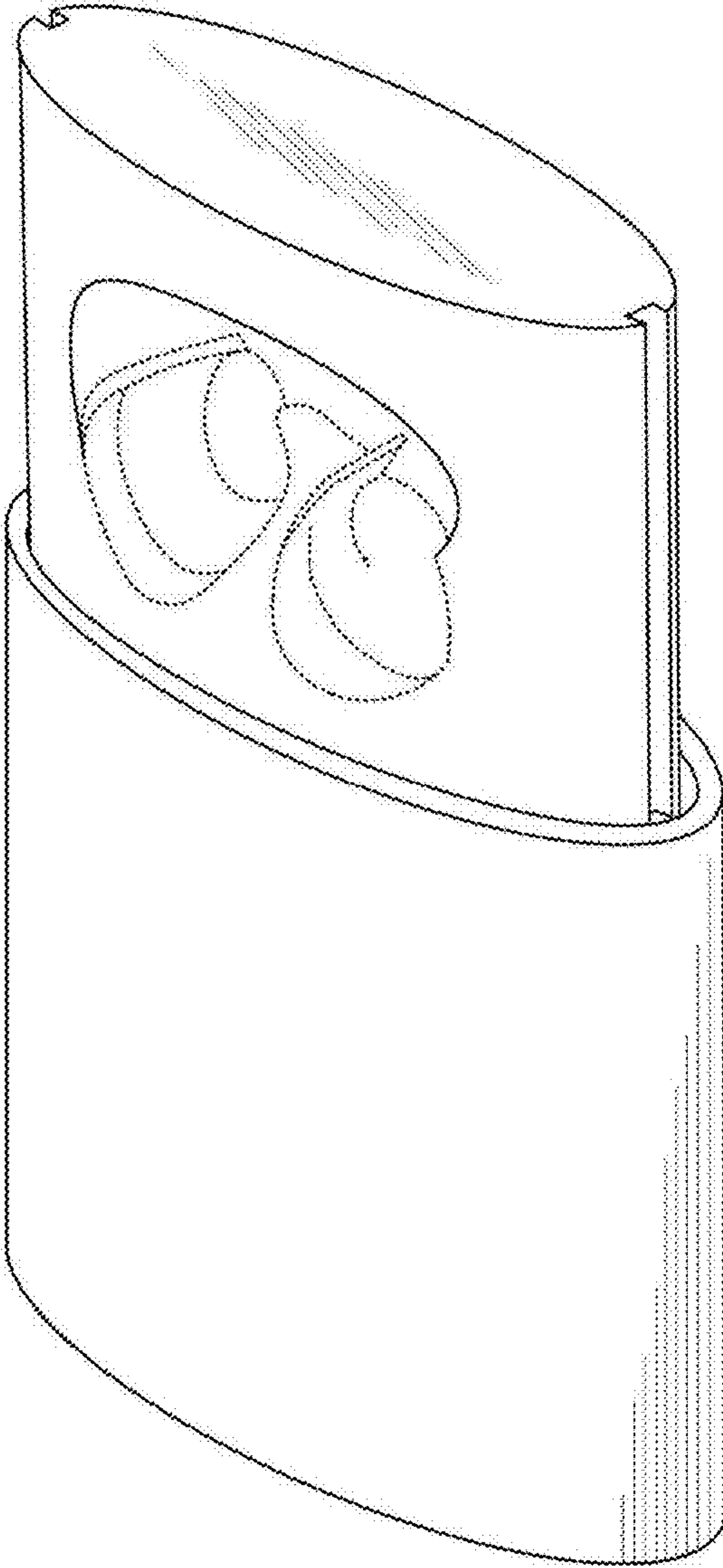


FIG. 2




FIG. 3

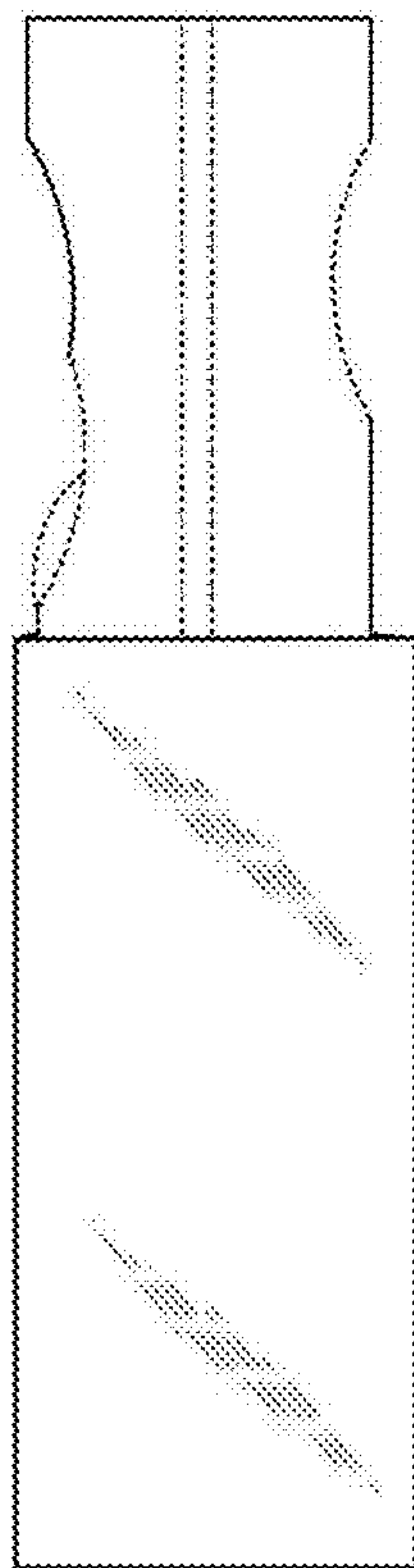


FIG. 4

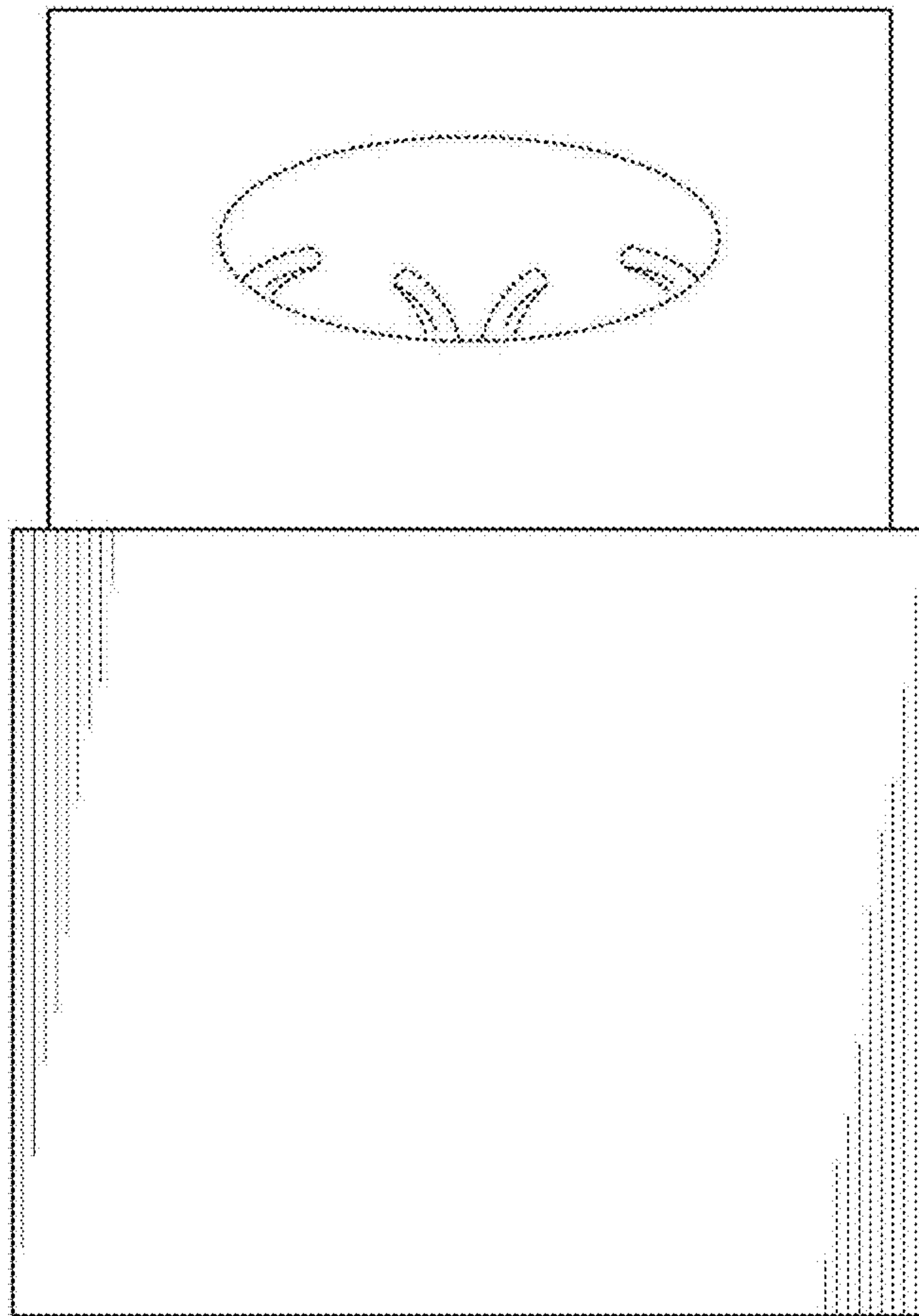


FIG. 5

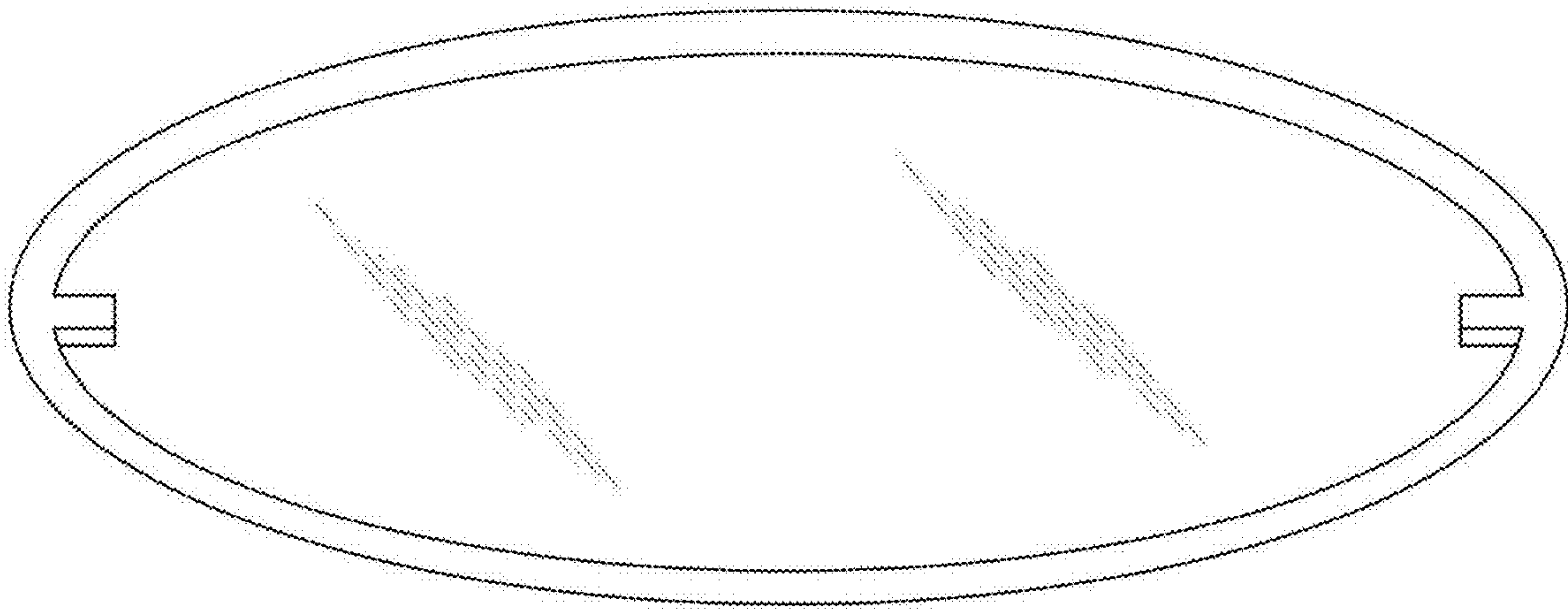




FIG. 6

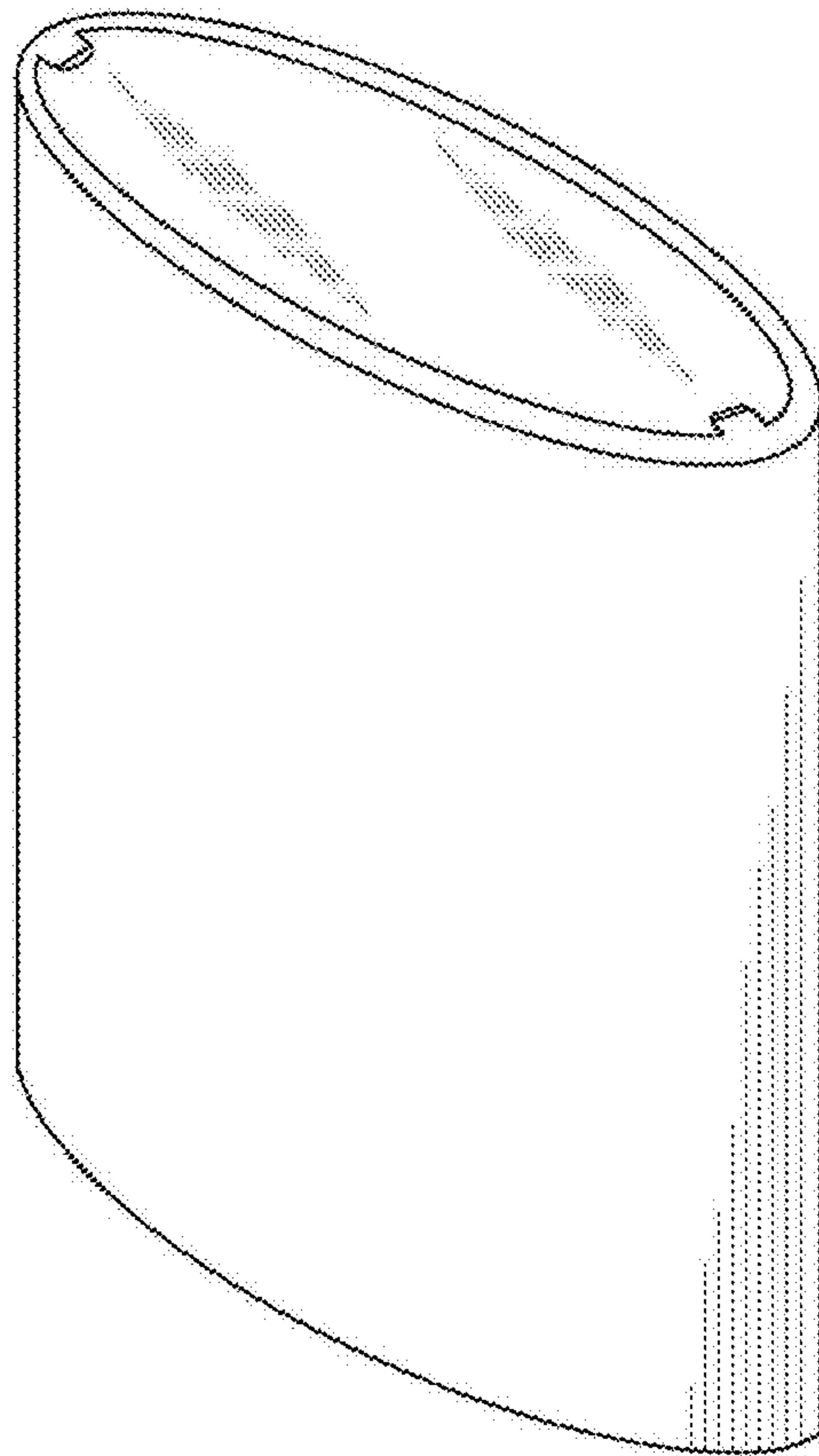




FIG. 7

