



US00D870651S

(12) **United States Design Patent**  
Youn et al.

(10) **Patent No.:** **US D870,651 S**

(45) **Date of Patent:** **\*\* Dec. 24, 2019**

(54) **TIRE TREAD**

(71) Applicant: **Hankook Tire Co., Ltd.**, Seoul (KR)

(72) Inventors: **Sung Hee Youn**, Seoul (KR); **Su Jin Son**, Seoul (KR)

(73) Assignee: **HANKOOK TIRE CO., LTD.**, Seoul (KR)

(\*\*) Term: **15 Years**

(21) Appl. No.: **29/639,876**

(22) Filed: **Mar. 9, 2018**

(30) **Foreign Application Priority Data**

Nov. 10, 2017 (KR) ..... 30-2017-0052577

(51) **LOC (12) Cl.** ..... **12-15**

(52) **U.S. Cl.**  
USPC ..... **D12/590**

(58) **Field of Classification Search**  
USPC ..... D12/586, 588, 589, 590, 591, 595, 601, D12/90  
CPC ..... B60C 11/032; B60C 11/0381; B60C 11/0388  
See application file for complete search history.

(56) **References Cited**

**U.S. PATENT DOCUMENTS**

D150,416 S \* 8/1948 Hardeman et al. .... D12/587  
D414,447 S \* 9/1999 Weber ..... D12/588  
D414,730 S \* 10/1999 Heinen ..... D12/603  
D421,731 S \* 3/2000 Weber ..... D12/588  
D454,330 S \* 3/2002 Galante ..... D12/588  
D510,904 S \* 10/2005 Saito ..... D12/587

D651,558 S \* 1/2012 Youn ..... D12/588  
D733,041 S \* 6/2015 Sareen ..... D12/601  
D790,446 S \* 6/2017 Chen ..... D12/588  
D821,298 S \* 6/2018 Fontaine ..... D12/590  
D841,569 S \* 2/2019 Choi ..... D12/590  
D853,946 S \* 7/2019 Becker ..... D12/588  
D856,909 S \* 8/2019 Son ..... D12/588

\* cited by examiner

*Primary Examiner* — Robert M. Spear

(74) *Attorney, Agent, or Firm* — Hamre, Schumann, Mueller & Larson, P.C.

(57) **CLAIM**

The ornamental design for a tire tread, as shown and described.

**DESCRIPTION**

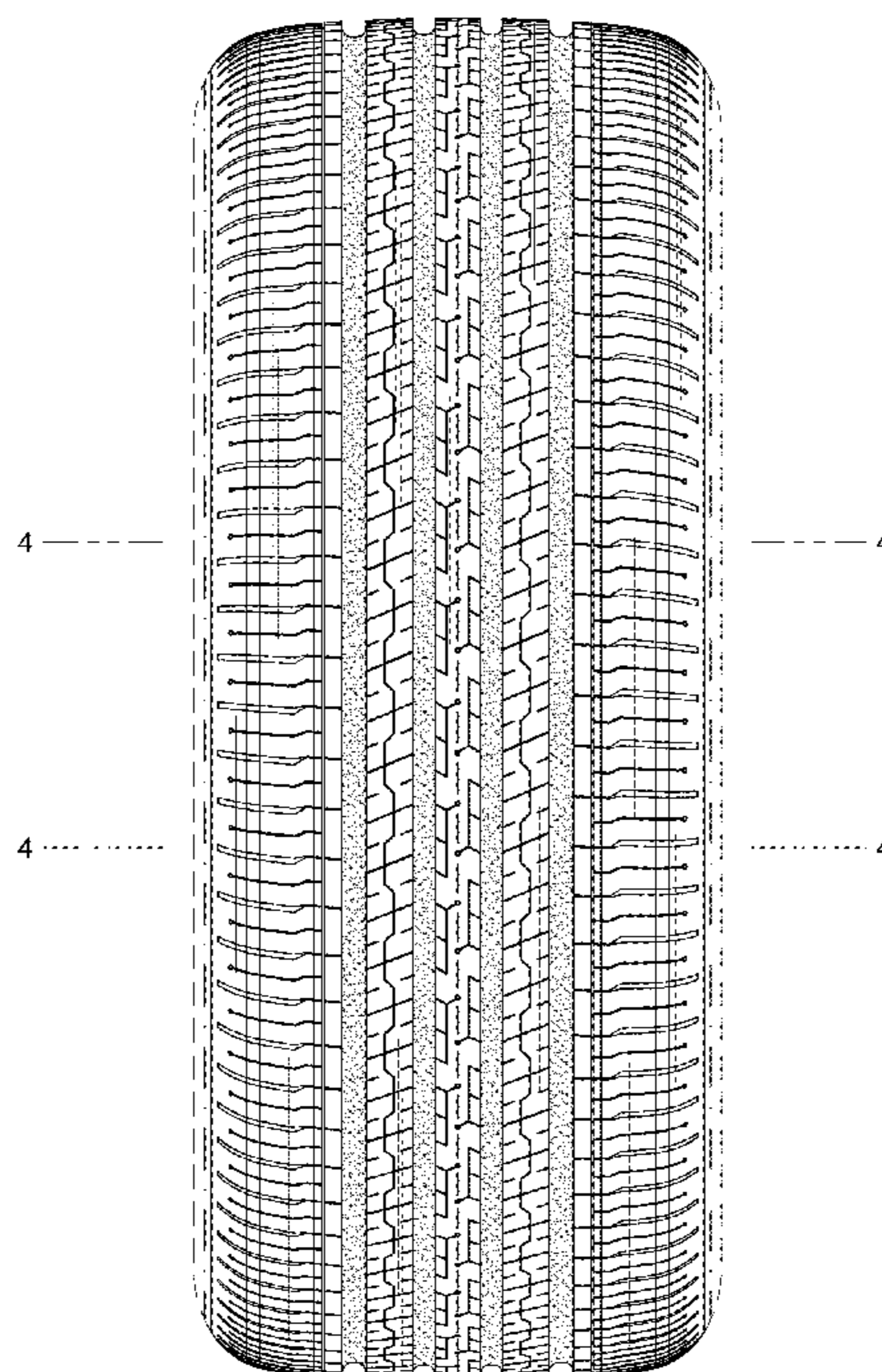
FIG. 1 is a perspective view of a tire tread showing our new design, it being understood that the pattern is repeated uniformly throughout the circumference of the tread;

FIG. 2 is a front elevational view thereof; a top plan view thereof is identical to the front elevational view; a rear elevational view thereof is identical to the front elevational view; and a bottom plan view thereof is identical the front elevational view;

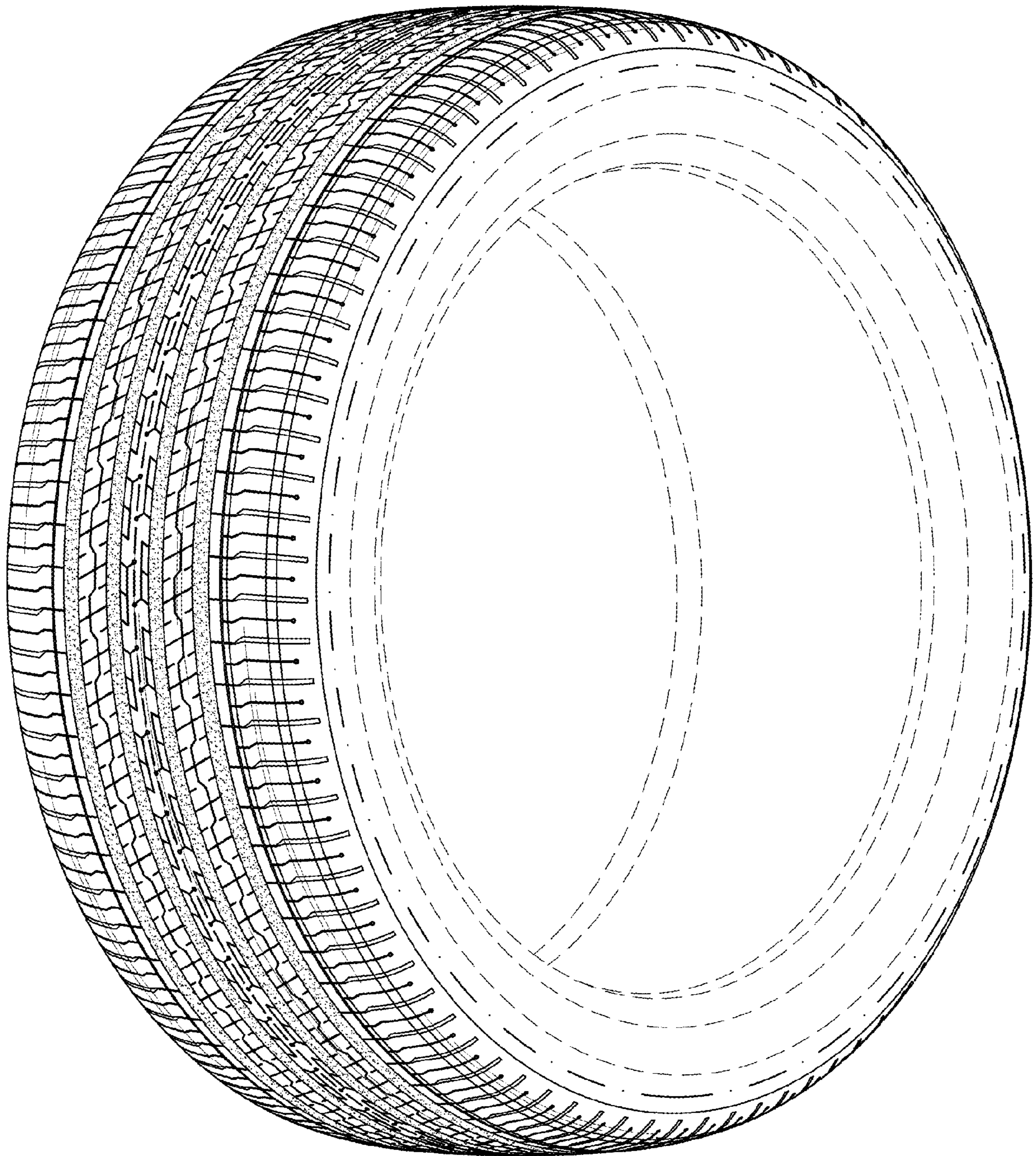
FIG. 3 is a right side view thereof; and a left side view thereof is a mirror image of the right side view; and, FIG. 4 is an enlarged cross-sectional view taken along line 4-4 to line 4-4 of FIG. 2.

The broken lines illustrate environmental subject matter only and form no part of the claimed design. The dash-dot-dash broken lines define the boundary of the tire tread and form no part of the claimed design. Surface shading lines and stippling form no part of the claimed design.

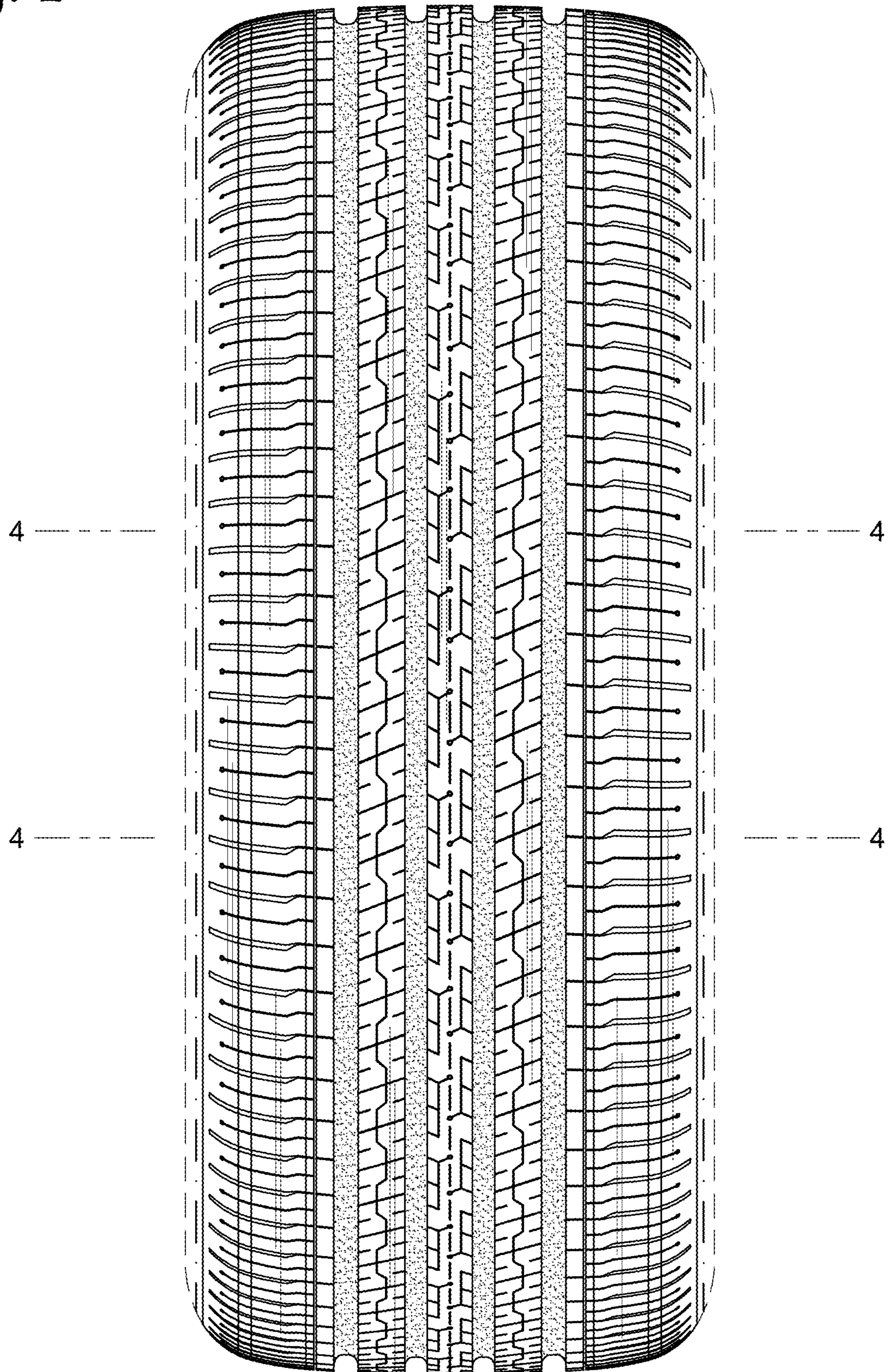
**1 Claim, 4 Drawing Sheets**




*Fig. 1*



*Fig. 2*



*Fig. 3*



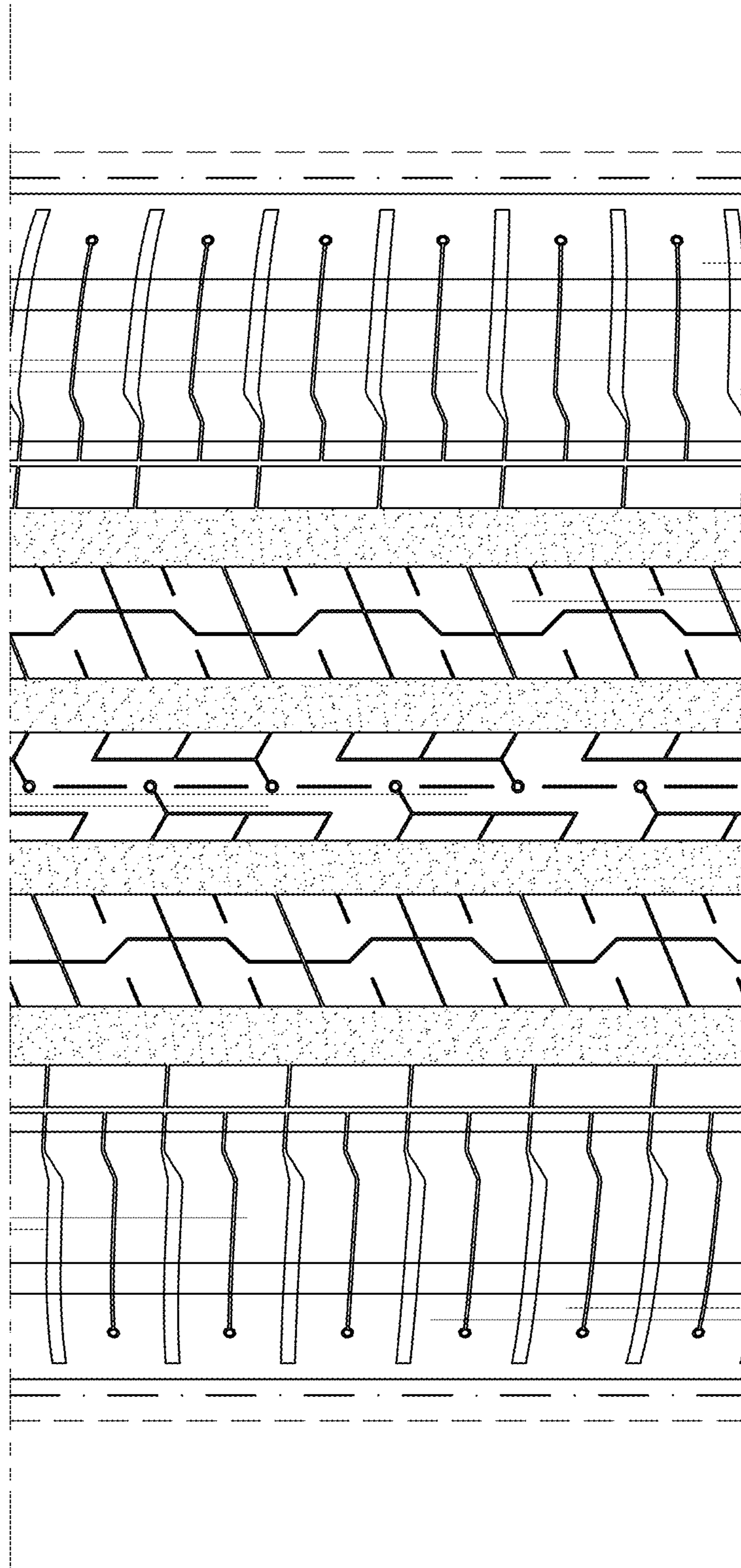


Fig. 4