



US00D870632S

(12) **United States Design Patent**
Ash

(10) **Patent No.:** **US D870,632 S**

(45) **Date of Patent:** **** Dec. 24, 2019**

(54) **VEHICLE WHEEL**

(71) Applicant: **Pilot Inc.**, City of Industry, CA (US)

(72) Inventor: **Kelleigh Ash**, City of Industry, CA (US)

(73) Assignee: **Pilot Inc.**, City of Industry, CA (US)

(**) Term: **15 Years**

(21) Appl. No.: **29/667,001**

(22) Filed: **Oct. 17, 2018**

(51) **LOC (12) Cl.** **12-16**

(52) **U.S. Cl.**
USPC **D12/209**

(58) **Field of Classification Search**
USPC D12/204–213
CPC B60B 7/00; B60B 7/02; B60B 7/04; B60B 7/01; B60B 7/06; B60B 3/02; B60B 3/04; B60B 3/06; B60B 3/10; B60B 1/00; B60B 1/08; B60B 1/10; B60B 1/12
See application file for complete search history.

(56) **References Cited**

U.S. PATENT DOCUMENTS

D655,657 S	*	3/2012	Juergens	D12/209
D774,437 S	*	12/2016	Nakano	D12/209
D781,763 S	*	3/2017	Webber	D12/209
D785,537 S	*	5/2017	Valencia Pollex	D12/211
D789,270 S	*	6/2017	Hodges	D12/209
D790,422 S	*	6/2017	Hodges	D12/209
D791,052 S	*	7/2017	Hodges	D12/211
D791,670 S	*	7/2017	Valencia Pollex	D12/209
D798,217 S	*	9/2017	Valencia Pollex	D12/211

D804,388 S	*	12/2017	Snyder	D12/209
D806,629 S	*	1/2018	Bridan	D12/211
D808,327 S	*	1/2018	Chung	D12/211
D815,009 S	*	4/2018	Valencia Pollex	D12/209
D823,432 S	*	7/2018	Oh	D12/209
D826,126 S	*	8/2018	Valencia Pollex	D12/209
D826,130 S	*	8/2018	Myrberg	D12/209
D828,269 S	*	9/2018	Kikuchi	D12/209
D830,271 S	*	10/2018	Aslam	D12/213
D833,943 S	*	11/2018	Chung	D12/209
D838,644 S	*	1/2019	Chung	D12/209
D838,647 S	*	1/2019	Han	D12/209
D843,298 S	*	3/2019	Hodges	D12/209
D843,300 S	*	3/2019	Hodges	D12/209
D843,913 S	*	3/2019	Ash	D12/209
D844,530 S	*	4/2019	Saleen	D12/209
D846,478 S	*	4/2019	Kovacs	D12/209
D847,071 S	*	4/2019	Kawaguchi	D12/209
D855,536 S	*	8/2019	Zhao	D12/209

* cited by examiner

Primary Examiner — Stacia A Cadmus

(74) *Attorney, Agent, or Firm* — Sheridan Ross P.C.

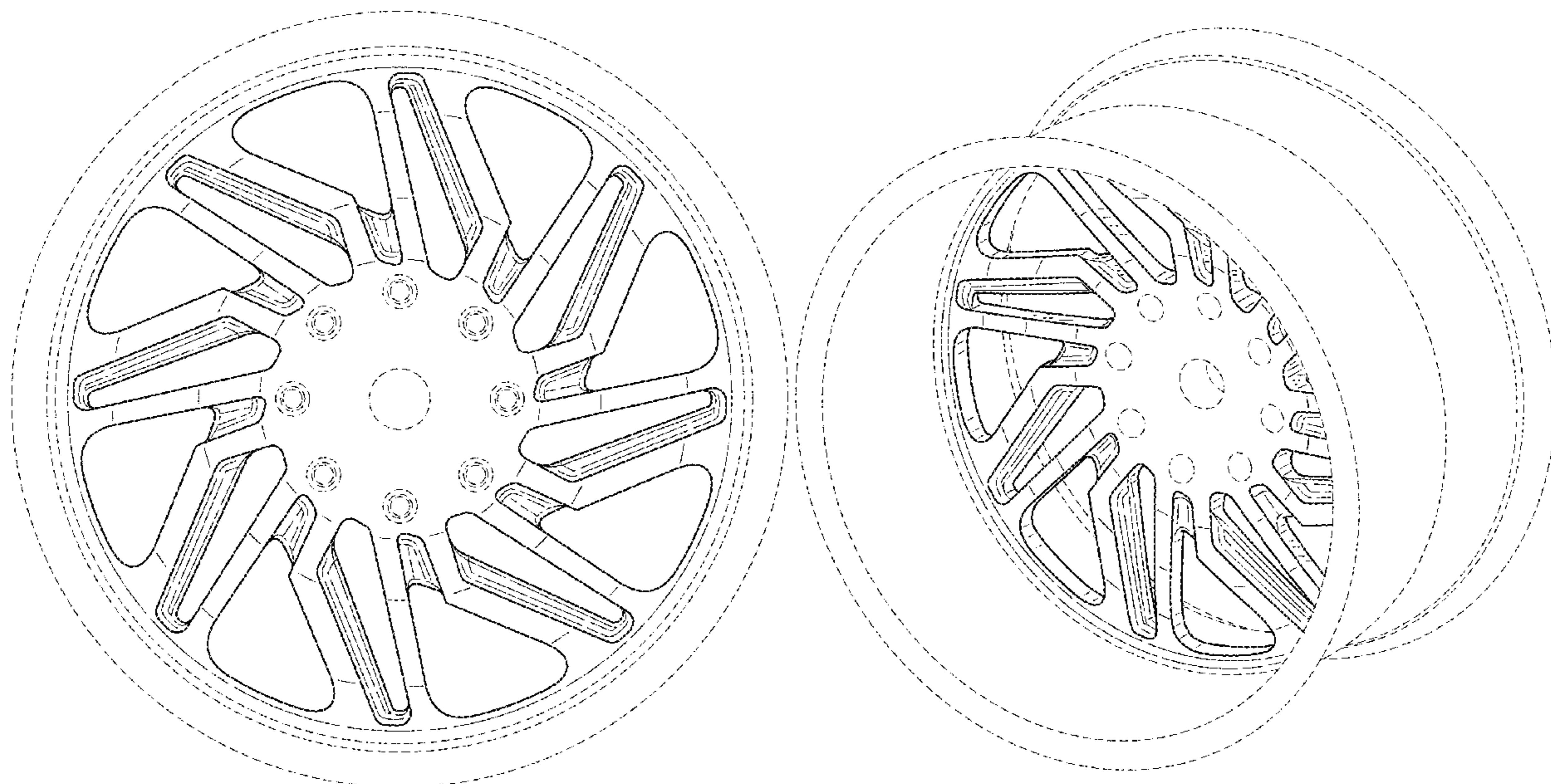
(57) **CLAIM**

The ornamental design for a vehicle wheel, as shown and described.

DESCRIPTION

FIG. 1 is a front view of a vehicle wheel showing my new design; FIG. 2 is a front perspective view thereof; and, FIG. 3 is a rear view thereof. The broken lines show portions of the vehicle wheel which form no part of the claimed design.

1 Claim, 3 Drawing Sheets



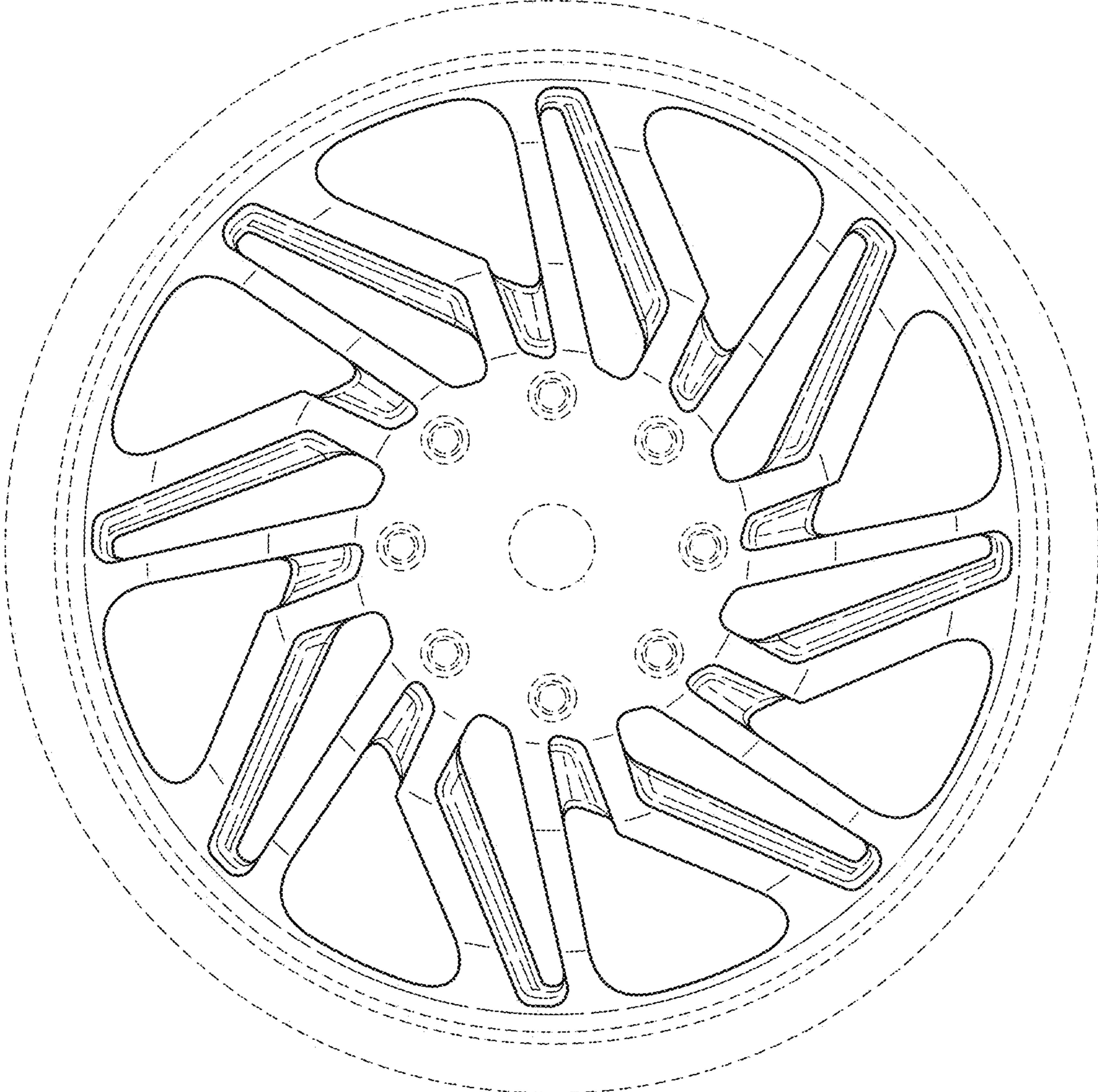


FIG.1

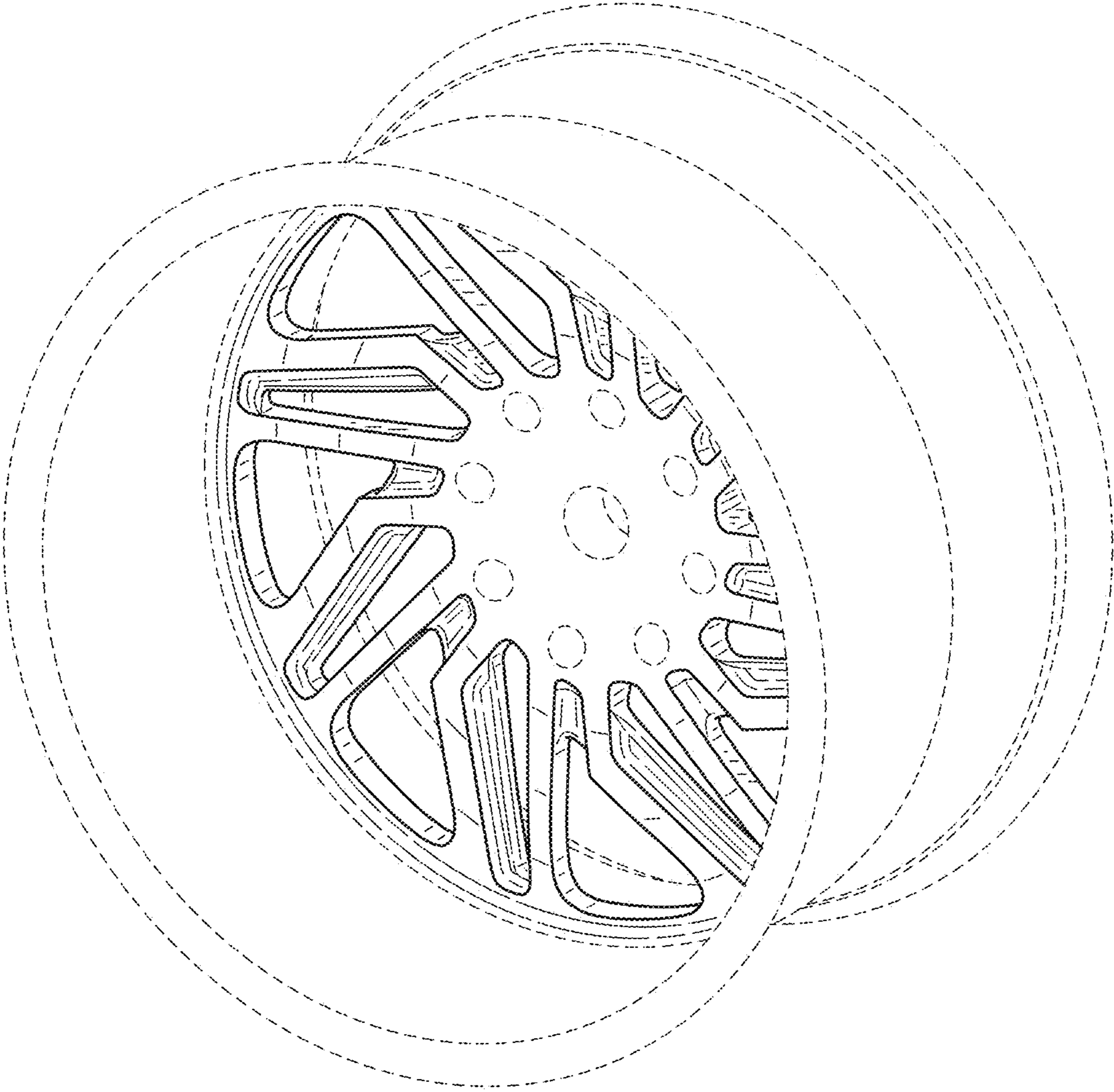


FIG.2




FIG.3