



US00D870631S

(12) **United States Design Patent** (10) **Patent No.:** **US D870,631 S**  
**Ash** (45) **Date of Patent:** **\*\* Dec. 24, 2019**

(54) **VEHICLE WHEEL**  
(71) Applicant: **Pilot Inc.**, City of Industry, CA (US)  
(72) Inventor: **Kelleigh Ash**, City of Industry, CA (US)  
(73) Assignee: **Pilot Inc.**, City of Industry, CA (US)  
(\*\*) Term: **15 Years**  
(21) Appl. No.: **29/667,000**  
(22) Filed: **Oct. 17, 2018**  
(51) **LOC (12) Cl.** ..... **12-16**  
(52) **U.S. Cl.**  
USPC ..... **D12/209**  
(58) **Field of Classification Search**  
USPC ..... D12/204–213  
CPC .... B60B 7/00; B60B 7/02; B60B 7/04; B60B 7/01; B60B 7/06; B60B 3/02; B60B 3/04; B60B 3/06; B60B 3/10; B60B 1/00; B60B 1/08; B60B 1/10; B60B 1/12  
See application file for complete search history.

D651,959 S \* 1/2012 Groom ..... D12/209  
D682,761 S \* 5/2013 Pollmann ..... D12/209  
D683,681 S \* 6/2013 Juergens ..... D12/209  
D695,669 S \* 12/2013 Pollmann ..... D12/209  
D697,005 S \* 1/2014 Juergens ..... D12/209  
D714,206 S \* 9/2014 Starr, Jr. .... D12/209  
D753,045 S \* 4/2016 Kawaguchi ..... D12/209  
D762,545 S \* 8/2016 Hodges ..... D12/209  
D775,044 S \* 12/2016 Smith ..... D12/209  
D823,215 S \* 7/2018 Sempek ..... D12/209  
D830,265 S \* 10/2018 Chung ..... D12/209  
D838,650 S \* 1/2019 Han ..... D12/209  
D843,299 S \* 3/2019 Hodges ..... D12/209  
D843,914 S \* 3/2019 Ash ..... D12/209  
D848,922 S \* 5/2019 Tovey ..... D12/209  
D848,925 S \* 5/2019 Myrberg ..... D12/209  
D850,348 S \* 6/2019 Smith ..... D12/209  
D851,014 S \* 6/2019 Wheel ..... D12/209  
D852,705 S \* 7/2019 Smith ..... D12/209

\* cited by examiner

*Primary Examiner* — Stacia A Cadmus  
(74) *Attorney, Agent, or Firm* — Sheridan Ross P.C.

(57) **CLAIM**

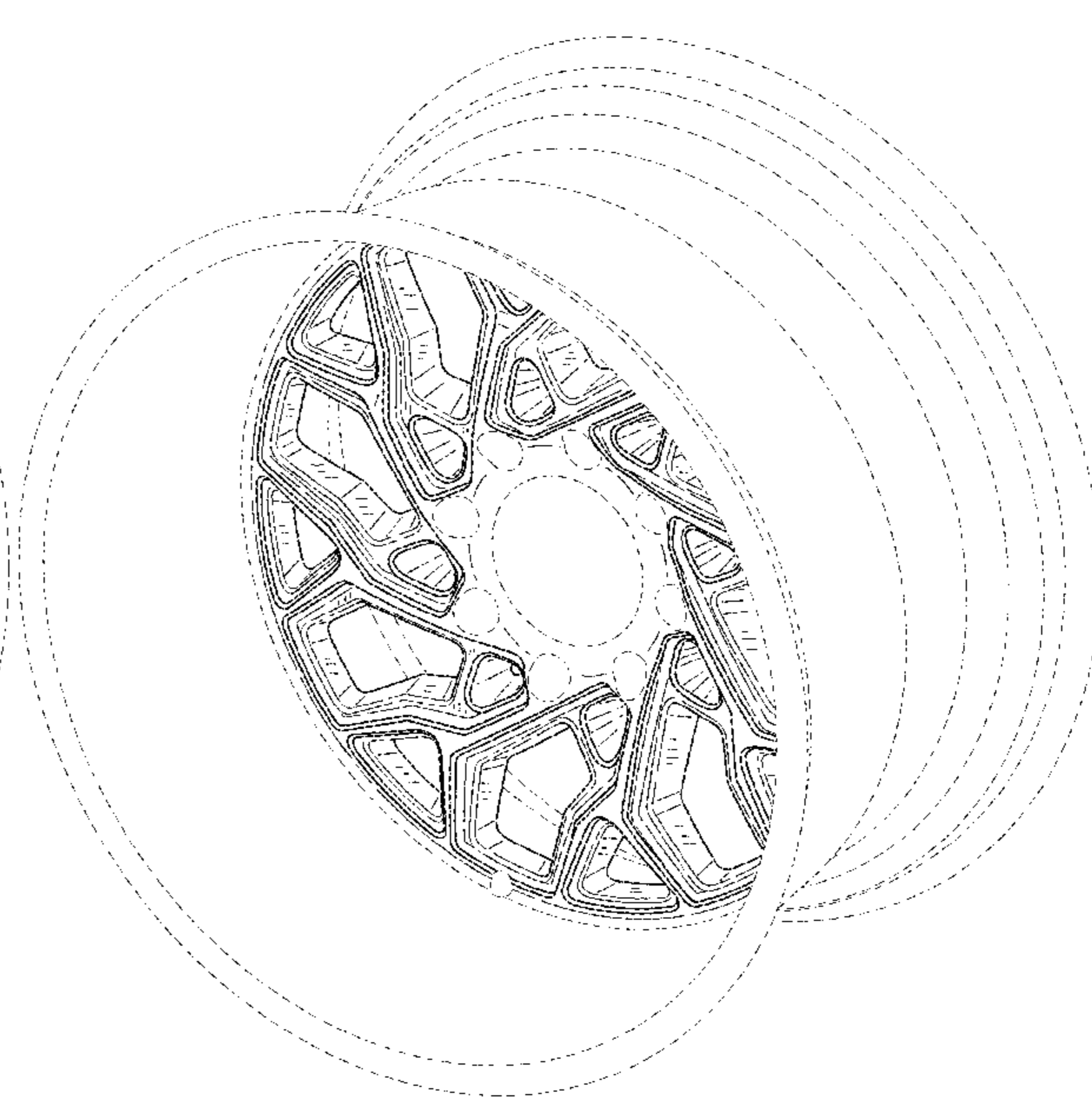
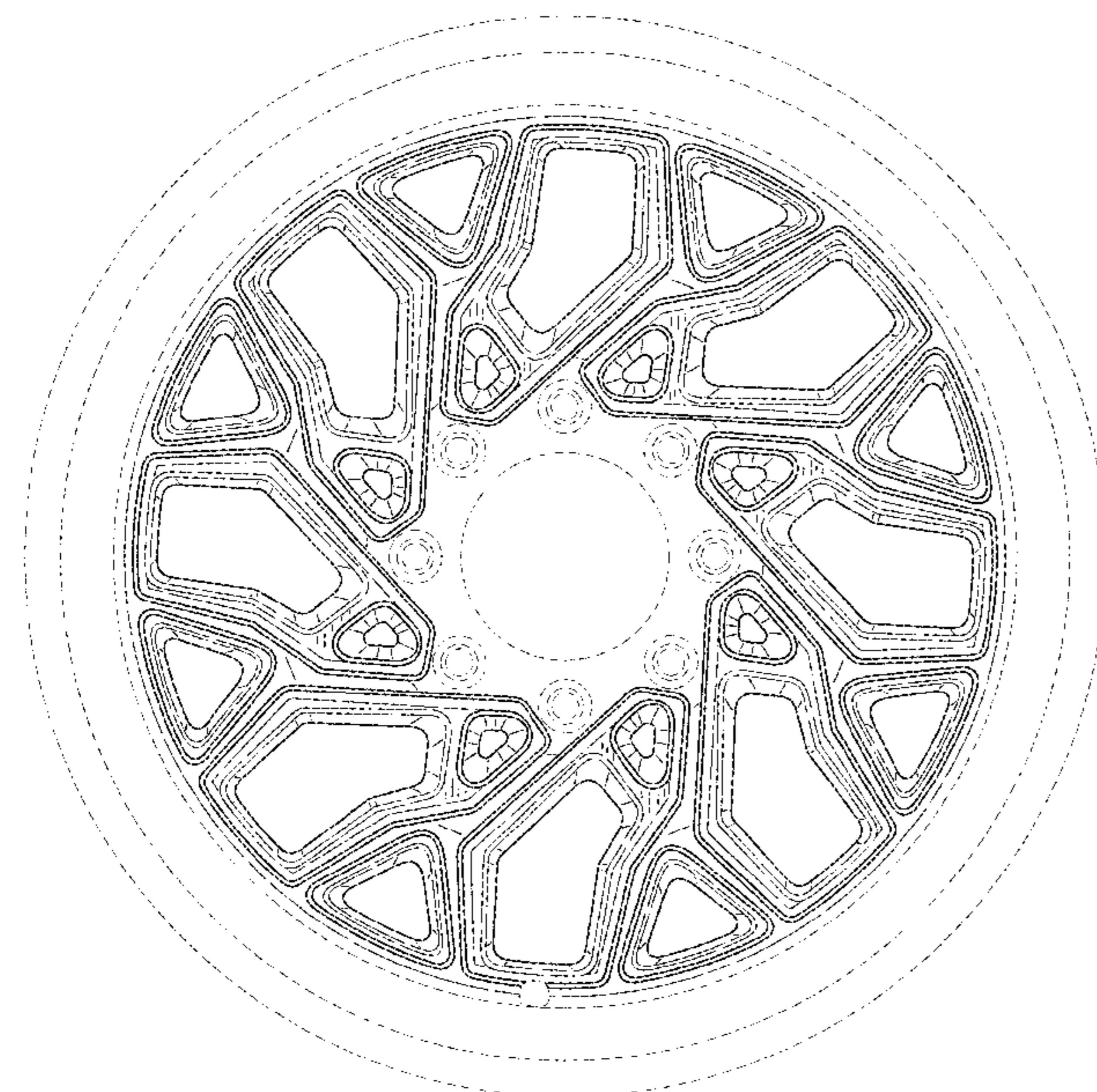
The ornamental design for a vehicle wheel, as shown and described.

**DESCRIPTION**

FIG. 1 is a front view of a vehicle wheel showing my new design;  
FIG. 2 is a front perspective view thereof; and,  
FIG. 3 is a rear view thereof.  
The broken lines show portions of the vehicle wheel which form no part of the claimed design.

**1 Claim, 3 Drawing Sheets**

(56) **References Cited**  
U.S. PATENT DOCUMENTS  
D395,862 S \* 7/1998 Cullen ..... D12/209  
D399,811 S \* 10/1998 Echazabal ..... D12/209  
D407,365 S \* 3/1999 Nogal ..... D12/209  
D410,615 S \* 6/1999 Nogal ..... D12/209  
D415,091 S \* 10/1999 Echazabal ..... D12/209  
D420,319 S \* 2/2000 Ruslan ..... D12/209  
D420,638 S \* 2/2000 Herrera ..... D12/209  
D435,004 S \* 12/2000 Noriega ..... D12/209





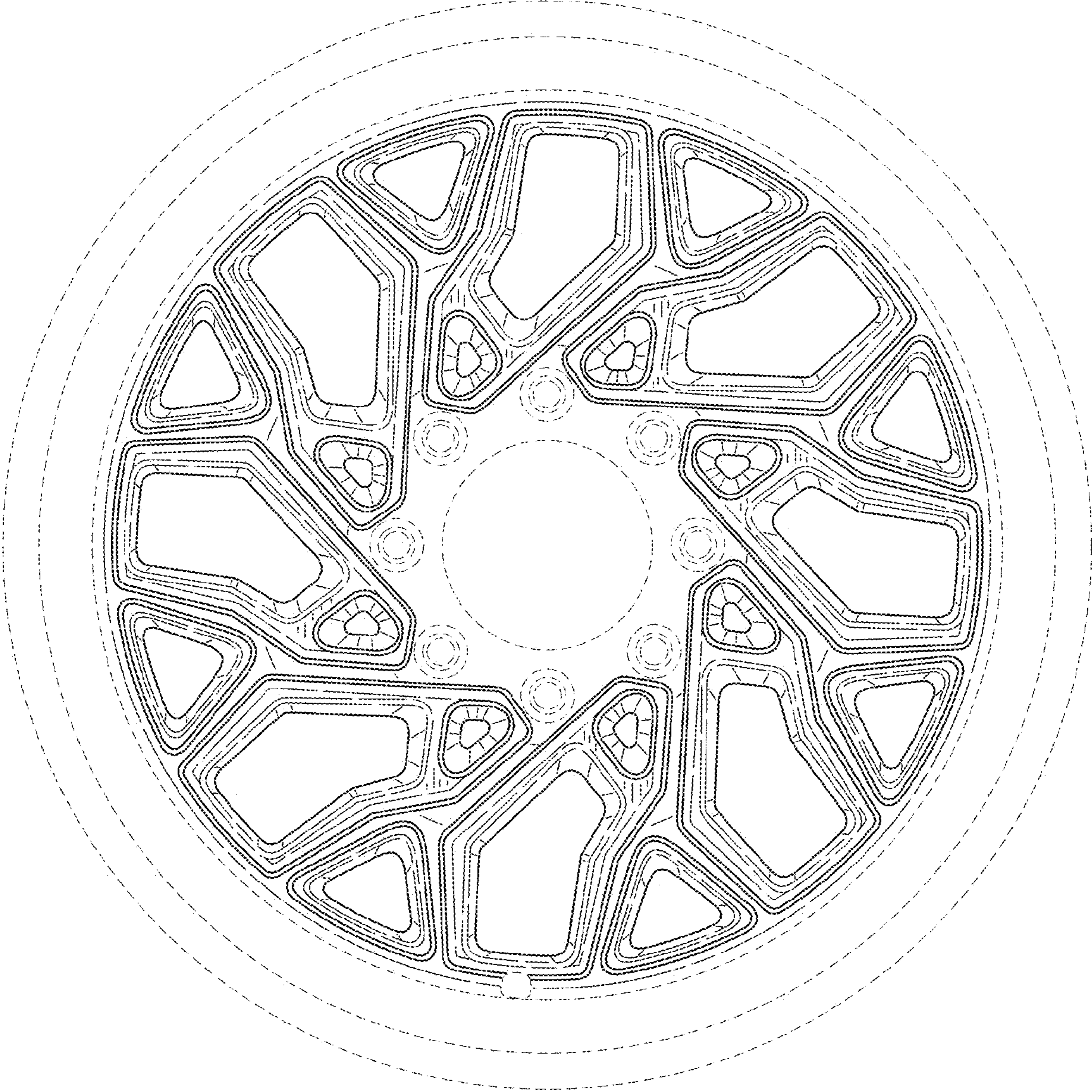


FIG.1

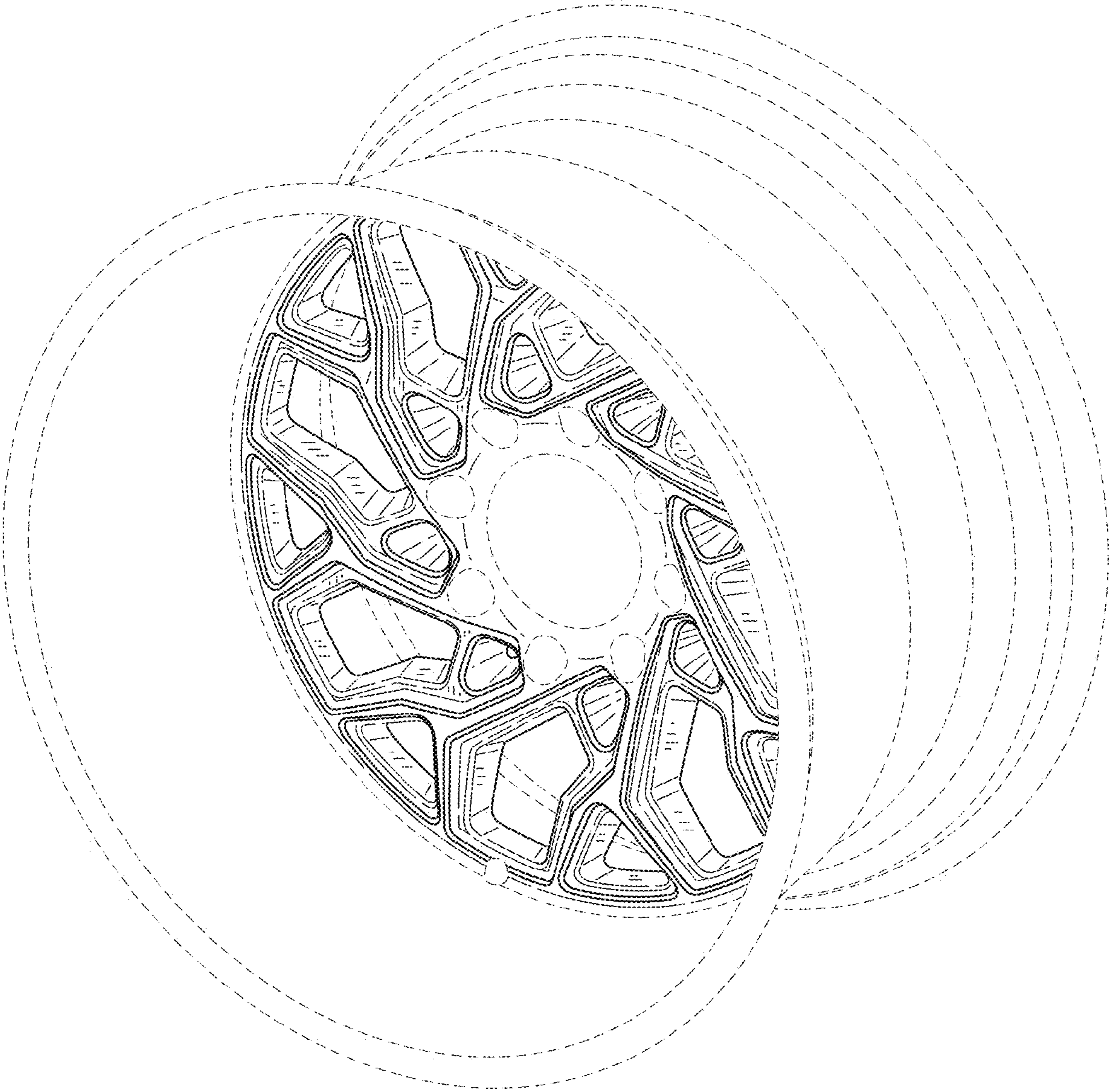


FIG.2






FIG.3