



US00D870630S

(12) **United States Design Patent** (10) **Patent No.:** **US D870,630 S**
Ash (45) **Date of Patent:** **** Dec. 24, 2019**

(54) **VEHICLE WHEEL**
(71) Applicant: **Pilot Inc.**, City of Industry, CA (US)
(72) Inventor: **Kelleigh Ash**, City of Industry, CA (US)
(73) Assignee: **Pilot Inc.**, City of Industry, CA (US)
(**) Term: **15 Years**
(21) Appl. No.: **29/666,999**
(22) Filed: **Oct. 17, 2018**
(51) **LOC (12) Cl.** **12-16**
(52) **U.S. Cl.**
USPC **D12/209**
(58) **Field of Classification Search**
USPC D12/204–213
CPC B60B 7/00; B60B 7/02; B60B 7/04; B60B 7/01; B60B 7/06; B60B 3/02; B60B 3/04; B60B 3/06; B60B 3/10; B60B 1/00; B60B 1/08; B60B 1/10; B60B 1/12
See application file for complete search history.

(56) **References Cited**

U.S. PATENT DOCUMENTS

D680,486 S *	4/2013	Zhao	D12/211
D704,124 S *	5/2014	Hale, Jr.	D12/211
D707,610 S *	6/2014	Hale, Jr.	D12/211
D717,224 S *	11/2014	Kim	D12/211
D726,628 S *	4/2015	Kong	D12/211
D758,275 S *	6/2016	Patel	D12/209
D759,562 S *	6/2016	Wheel	D12/209
D761,711 S *	7/2016	Wolff	D12/209
D762,545 S *	8/2016	Hodges	D12/209

D763,163 S *	8/2016	Chung	D12/211
D763,164 S *	8/2016	Chung	D12/211
D789,270 S *	6/2017	Hodges	D12/209
D802,512 S *	11/2017	Kong	D12/211
D805,993 S *	12/2017	Sempek	D12/211
D822,576 S *	7/2018	Austin	D12/211
D823,218 S *	7/2018	Chung	D12/209
D828,270 S *	9/2018	Aslam	D12/211
D833,943 S *	11/2018	Chung	D12/209
D838,647 S *	1/2019	Han	D12/209
D843,295 S *	3/2019	Ash	D12/209
D843,296 S *	3/2019	Ash	D12/209
D843,299 S *	3/2019	Hodges	D12/209
D843,913 S *	3/2019	Ash	D12/209
D844,530 S *	4/2019	Saleen	D12/209
D844,532 S *	4/2019	Austin	D12/211
D845,859 S *	4/2019	Hale, Jr.	D12/209
D845,865 S *	4/2019	Zhao	D12/211
D845,868 S *	4/2019	Hale, Jr.	D12/213

* cited by examiner

Primary Examiner — Stacia A Cadmus

(74) *Attorney, Agent, or Firm* — Sheridan Ross P.C.

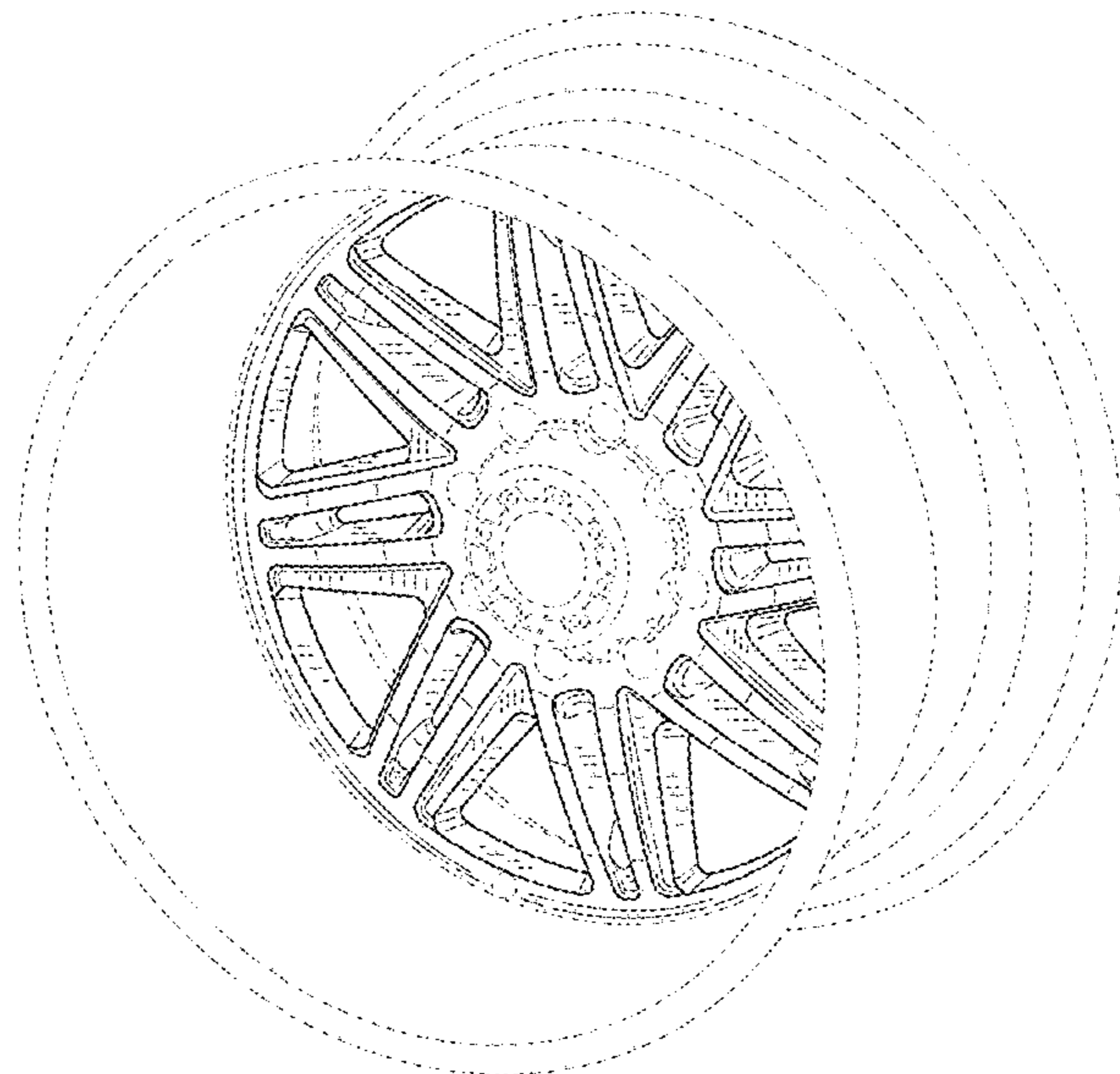

(57) **CLAIM**

The ornamental design for a vehicle wheel, as shown and described.

DESCRIPTION

FIG. 1 is a front view of a vehicle wheel showing my new design;
FIG. 2 is a front perspective view thereof; and,
FIG. 3 is a rear view thereof.
The broken lines show portions of the vehicle wheel which form no part of the claimed design.

1 Claim, 3 Drawing Sheets






FIG. 1

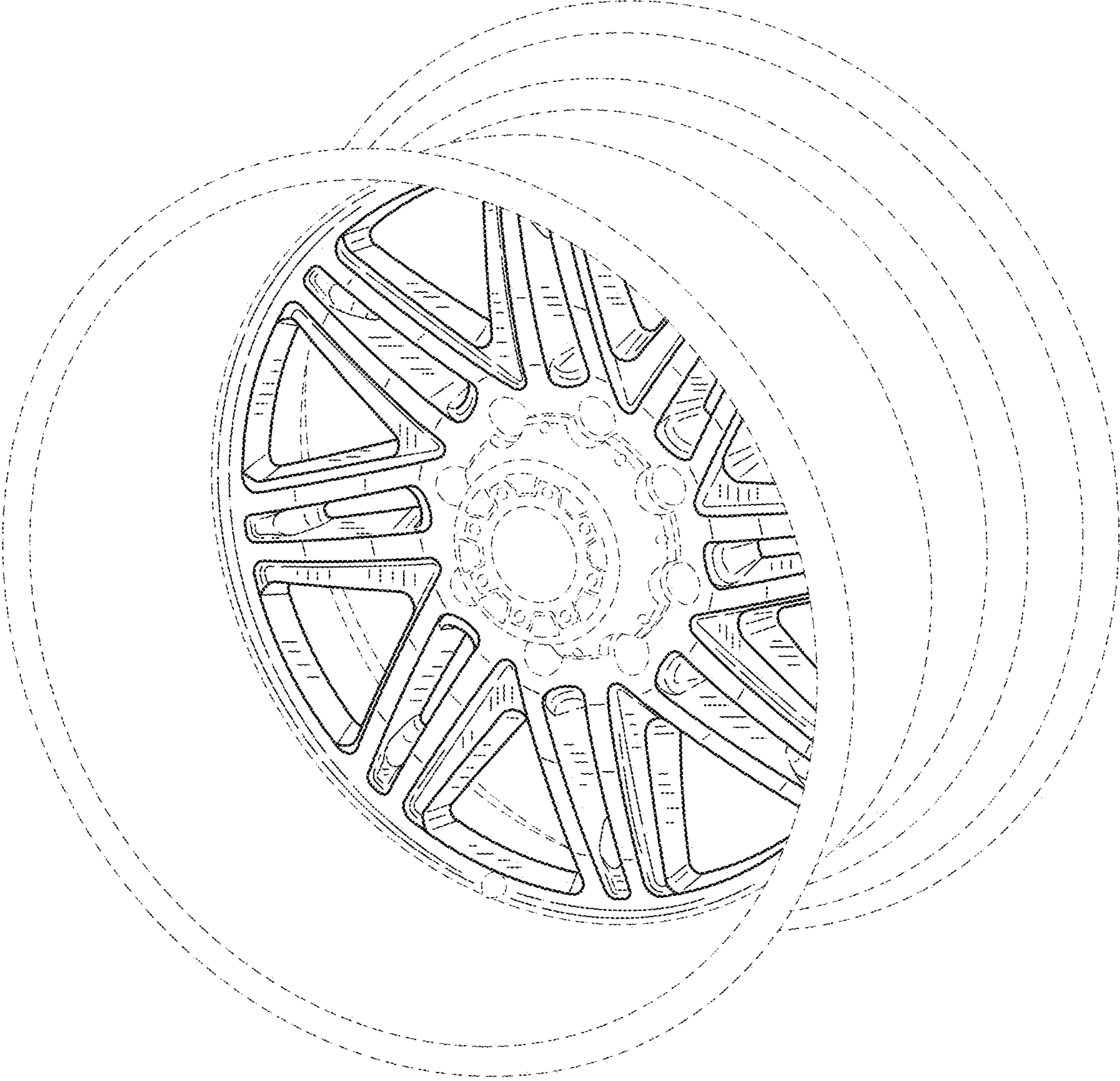


FIG.2




FIG.3