



US00D870629S

(12) **United States Design Patent** (10) **Patent No.:** **US D870,629 S**
Bjerke (45) **Date of Patent:** **** Dec. 24, 2019**

(54) **VEHICLE WHEEL RIM**

(71) Applicant: **Volvo Car Corporation**, Gothenburg (SE)

(72) Inventor: **Ole-Kristian Bjerke**, Gothenburg (SE)

(73) Assignee: **VOLVO CAR CORPORATION**, Gothenburg (SE)

(**) Term: **15 Years**

(21) Appl. No.: **29/650,419**

(22) Filed: **Jun. 6, 2018**

Related U.S. Application Data

(63) Continuation of application No. 35/504,138, filed on Oct. 17, 2017 (U.S. filing date under 35 U.S.C. 384), and having an international filing date of Oct. 17, 2017, now Pat. No. Des. 833,362.

(30) **Foreign Application Priority Data**

May 11, 2017	(EM)	003994797-0001
May 11, 2017	(EM)	003994797-0002
May 11, 2017	(EM)	003994797-0003
May 11, 2017	(EM)	003994797-0004
May 11, 2017	(EM)	003994797-0005
May 11, 2017	(EM)	003994797-0006
May 11, 2017	(EM)	003994797-0007
May 11, 2017	(EM)	003994797-0008

(51) **LOC (12) Cl.** **12-16**

(52) **U.S. Cl.**
USPC **D12/209; D12/211**

(58) **Field of Classification Search**
USPC D12/204, 206, 208, 209, 211, 501
CPC B60B 7/0013; B60B 7/04; B60B 2320/50;
B60B 25/00; B60B 2900/572; B60B 7/01;
B60B 7/063; B60B 7/066

See application file for complete search history.

(56) **References Cited**

U.S. PATENT DOCUMENTS

D685,708 S *	7/2013	Gallert	D12/209
D715,208 S *	10/2014	Grake	D12/204
D744,404 S *	12/2015	Garbas	D12/211
D764,373 S *	8/2016	Valencia Pollex	D12/211
D770,958 S *	11/2016	Panchal	D12/211
D774,439 S *	12/2016	Gallert	D12/211
D791,033 S *	7/2017	Peat	D12/209
D795,778 S *	8/2017	Valencia Pollex	D12/211
D798,216 S *	9/2017	Snyder	D12/211
D822,571 S *	7/2018	Park	D12/209
D833,362 S *	11/2018	Bjerke	D12/211
D833,944 S *	11/2018	Gallert	D12/209
D841,555 S *	2/2019	Ma	D12/209
D844,528 S *	4/2019	Wheel	D12/209
D848,336 S *	5/2019	Holly	D12/209
D848,339 S *	5/2019	Buck	D12/209
D848,343 S *	5/2019	Chan	D12/209

* cited by examiner

Primary Examiner — Michael A. Pratt

(74) *Attorney, Agent, or Firm* — Snyder, Clark, Lesch & Chung, LLP

(57) **CLAIM**

The ornamental design for a vehicle wheel rim, as shown and described.

DESCRIPTION

FIG. 1 is a front elevation view of a vehicle wheel illustrating the design of the present invention; FIG. 2 is a front and left side perspective view thereof; FIG. 3 is a front and right side perspective view thereof; FIG. 4 is a rear elevation view thereof; FIG. 5 is a right side elevation view thereof; FIG. 6 is a left side elevation view thereof; FIG. 7 is a top plan view thereof; and, FIG. 8 is a bottom plan view thereof.

1 Claim, 8 Drawing Sheets





FIG. 1




FIG. 2




FIG. 3



FIG. 4




FIG. 5




FIG. 6




FIG. 7




FIG. 8

