



US00D870624S

(12) **United States Design Patent** (10) **Patent No.:** **US D870,624 S**
Filakousky (45) **Date of Patent:** **** Dec. 24, 2019**

(54) **LICENSE PLATE FRAME**
(71) Applicant: **Gerald Filakousky**, Westminster, CA (US)
(72) Inventor: **Gerald Filakousky**, Westminster, CA (US)
(**) Term: **15 Years**
(21) Appl. No.: **29/665,155**
(22) Filed: **Oct. 1, 2018**
(51) **LOC (12) Cl.** **12-16**
(52) **U.S. Cl.**
USPC **D12/193**
(58) **Field of Classification Search**
USPC D12/193; D6/300, 301, 302, 310, 311, D6/312, 313, 314; D20/13
CPC B60R 13/10; B60R 13/105; B60R 19/24; B60R 19/52
See application file for complete search history.

D654,838 S * 2/2012 Sanchez D12/193
D678,828 S * 3/2013 Sanchez D12/193
D818,917 S * 5/2018 Addy D12/193
D824,307 S * 7/2018 Spencer D12/193
D833,352 S * 11/2018 Reshetnyak D12/193
D834,479 S * 11/2018 Spencer D12/193
D839,159 S * 1/2019 Clarke D12/193
D847,713 S * 5/2019 Swisher D12/193

* cited by examiner

Primary Examiner — Natasha Vujcic
(74) *Attorney, Agent, or Firm* — The Law Office of Austin Bonderer, PC; Austin Bonderer

(57) **CLAIM**

The ornamental design for a license plate frame, as shown and described.

DESCRIPTION

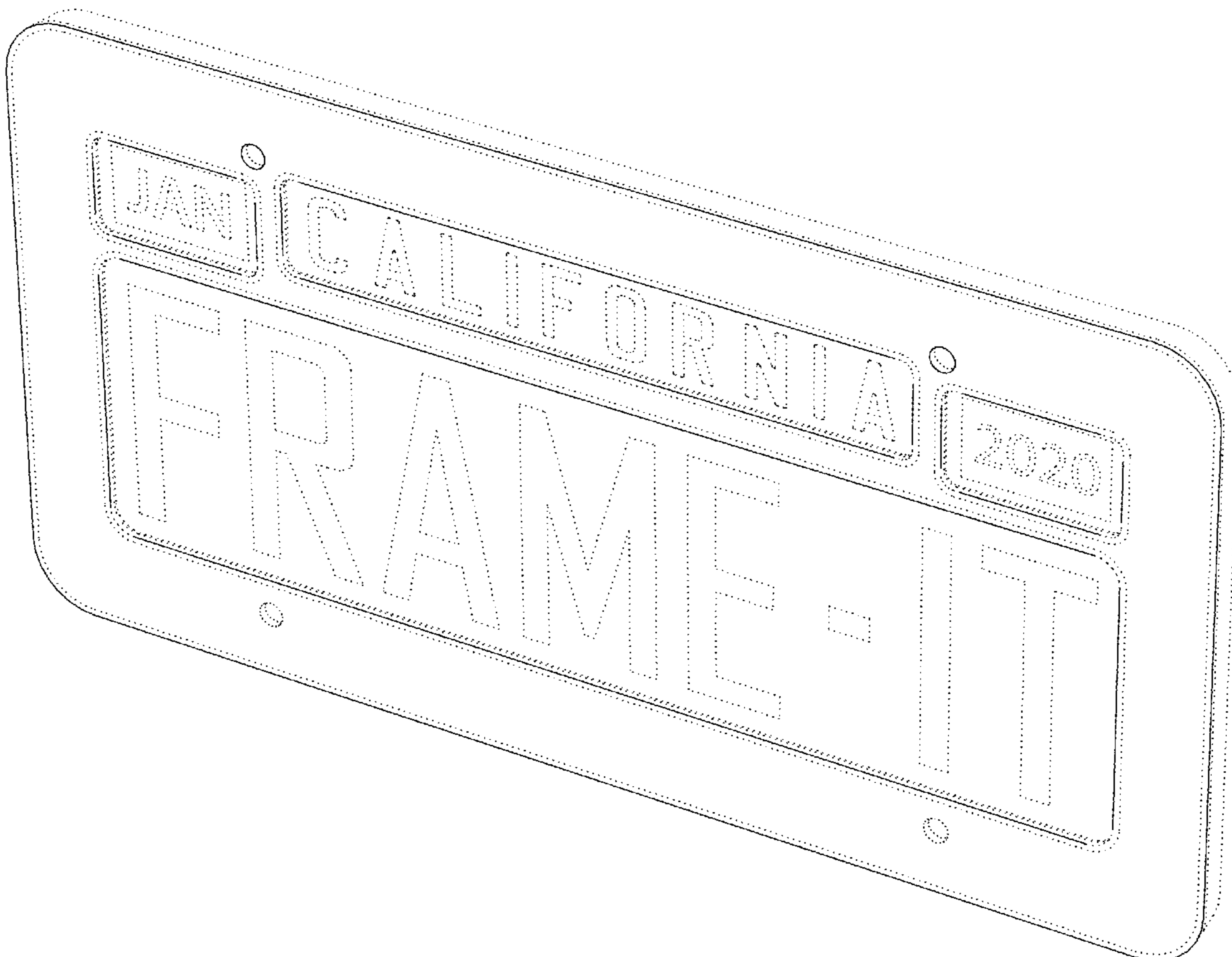
FIG. 1 is a perspective view of the license plate frame showing the new design;
FIG. 2 is a front view thereof;
FIG. 3 is a rear view thereof
FIG. 4 is a right side view thereof;
FIG. 5 is a left side view thereof;
FIG. 6 is a top view thereof; and,
FIG. 7 is a bottom view thereof.
The broken lines in the drawings illustrate portions of the license plate frame which form no part of the claimed design.

(56) **References Cited**

U.S. PATENT DOCUMENTS

D370,450 S * 6/1996 Doan D12/193
D623,105 S * 9/2010 Aneiros D12/193
D625,234 S * 10/2010 Vuletic D12/193
D644,973 S * 9/2011 Miyawaki D12/193

1 Claim, 5 Drawing Sheets



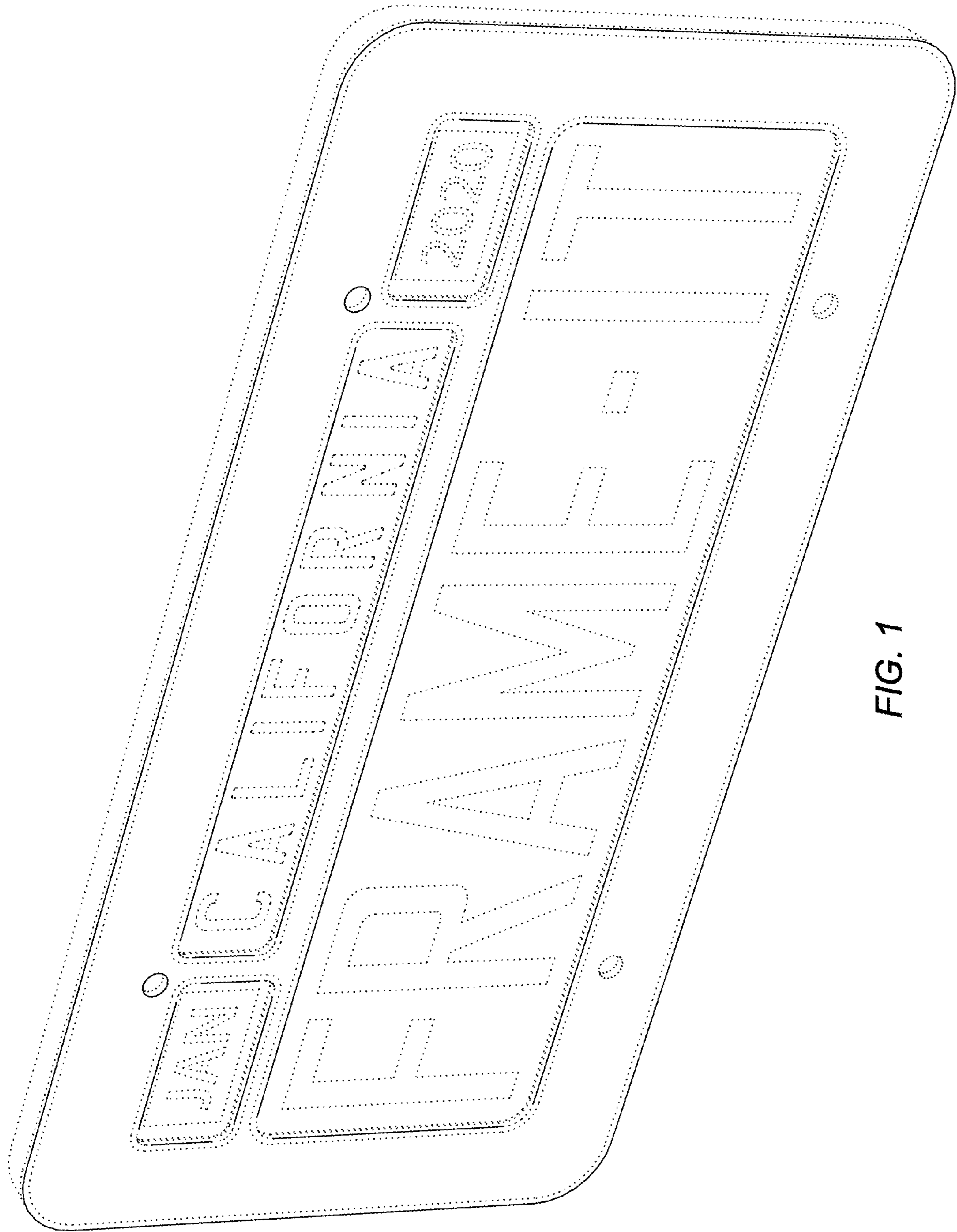


FIG. 1

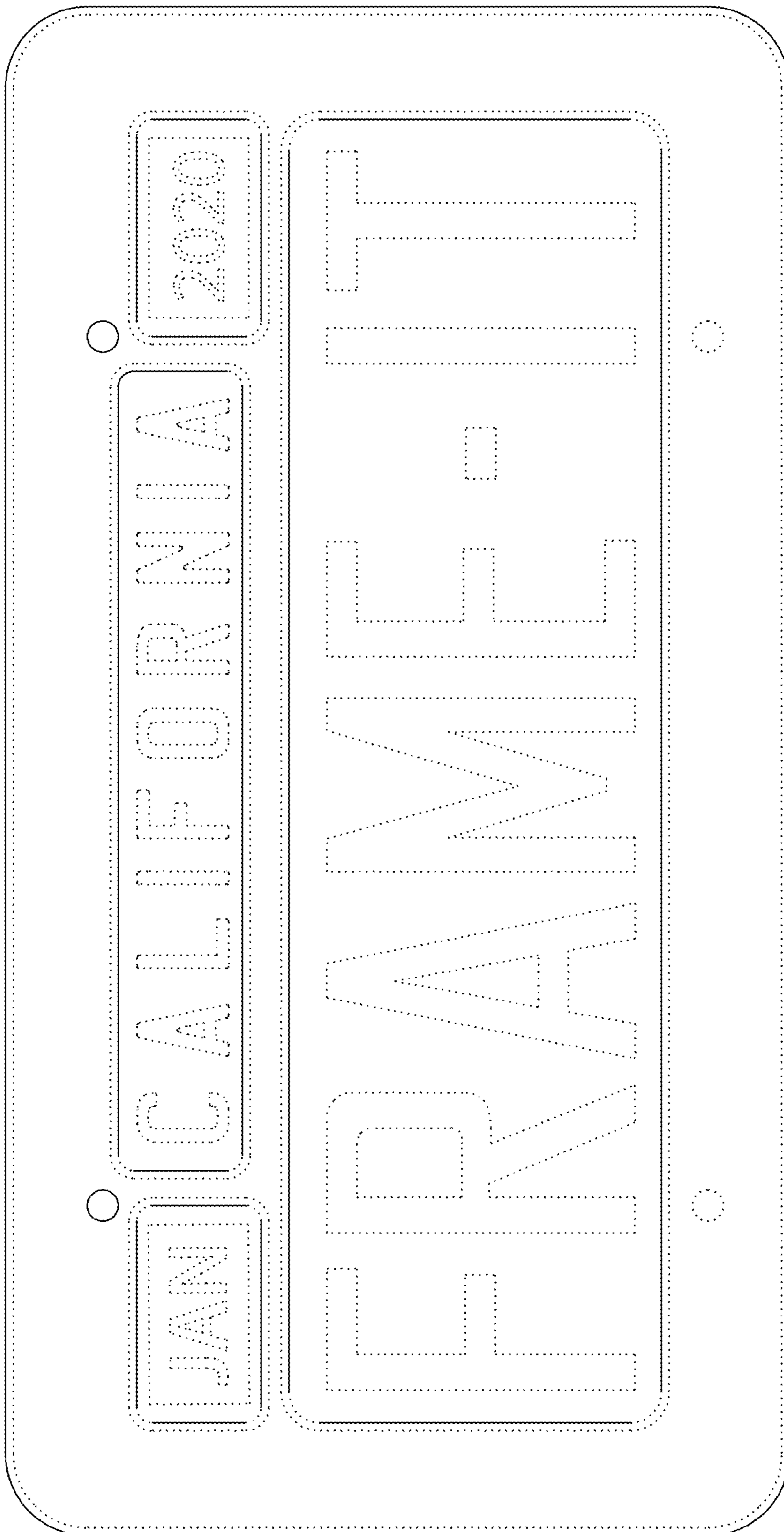


FIG. 2




FIG. 3



FIG. 5

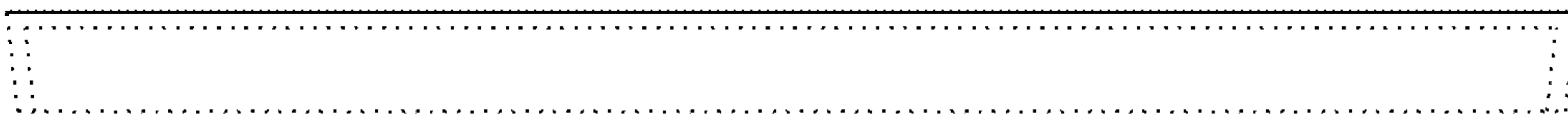


FIG. 4




FIG. 6

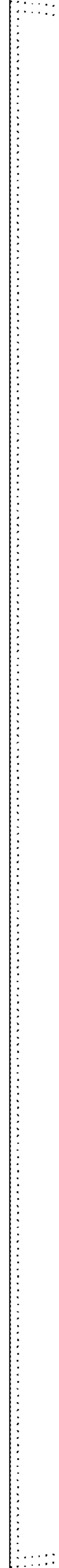


FIG. 7