



US00D870610S

(12) **United States Design Patent** (10) **Patent No.:** **US D870,610 S**  
**Tonello et al.** (45) **Date of Patent:** **\*\* Dec. 24, 2019**

(54) **VEHICLE FRONT UPPER BUMPER COVER**

(71) Applicant: **Ford Global Technologies, LLC,**  
Dearborn, MI (US)

(72) Inventors: **Domenico Tonello,** Cologne (DE);  
**Jordan Demkiw,** Cologne (DE); **Joel Piaskowski,** Dusseldorf (DE); **Claudio Messale,** Cologne (DE); **George Saridakis,** Edinburgh (GB)

(73) Assignee: **Ford Global Technologies, LLC,**  
Dearborn, MI (US)

(\*\*) Term: **15 Years**

(21) Appl. No.: **29/661,867**

(22) Filed: **Aug. 31, 2018**

(30) **Foreign Application Priority Data**

Mar. 2, 2018 (DE) ..... 40 2018 100 228

(51) **LOC (12) Cl.** ..... **12-16**

(52) **U.S. Cl.**  
USPC ..... **D12/169**

(58) **Field of Classification Search**  
USPC ..... D12/169, 196, 86, 90-92; 293/102, 113,  
293/115, 117, 120; 296/180.1, 180.2  
CPC ..... B60R 19/02; B60R 19/04; B62D 25/08  
See application file for complete search history.

(56) **References Cited**

U.S. PATENT DOCUMENTS

D677,200 S \* 3/2013 Hamilton ..... D12/169  
D708,998 S \* 7/2014 Mays ..... D12/169  
D749,999 S \* 2/2016 Curic ..... D12/169

D787,991 S \* 5/2017 Lee ..... D12/169  
D789,850 S \* 6/2017 Svensson ..... D12/169  
D789,851 S \* 6/2017 Svensson ..... D12/169  
D800,617 S \* 10/2017 Jang ..... D12/169  
D801,240 S \* 10/2017 Yang ..... D12/169  
D801,241 S \* 10/2017 Park ..... D12/169  
D809,440 S \* 2/2018 Kang ..... D12/169  
D817,826 S \* 5/2018 Seo ..... D12/169  
D819,526 S \* 6/2018 Behmer ..... D12/169  
D823,748 S \* 7/2018 Sunhwan ..... D12/169  
D825,411 S \* 8/2018 Gueler ..... D12/169  
D829,620 S \* 10/2018 Lim ..... D12/169  
D850,996 S \* 6/2019 Betancourt ..... D12/169  
D850,997 S \* 6/2019 Messale ..... D12/169

\* cited by examiner

*Primary Examiner* — Melody N Brown

(74) *Attorney, Agent, or Firm* — Vichit Chea


(57) **CLAIM**

The ornamental design for a vehicle front upper bumper cover, as shown and described.

**DESCRIPTION**

FIG. 1 is a front elevational view of a vehicle front upper bumper cover, showing our new design;  
FIG. 2 is a rear elevational view thereof;  
FIG. 3 is a left side elevational view thereof;  
FIG. 4 is a right side elevational view thereof;  
FIG. 5 is a top plan view thereof;  
FIG. 6 is a bottom plan view thereof;  
FIG. 7 is a top, front, and left side perspective view thereof;  
and  
FIG. 8 is a bottom, front, and left side perspective view thereof; and,  
FIG. 9 is a top, and rear perspective view thereof.

**1 Claim, 9 Drawing Sheets**



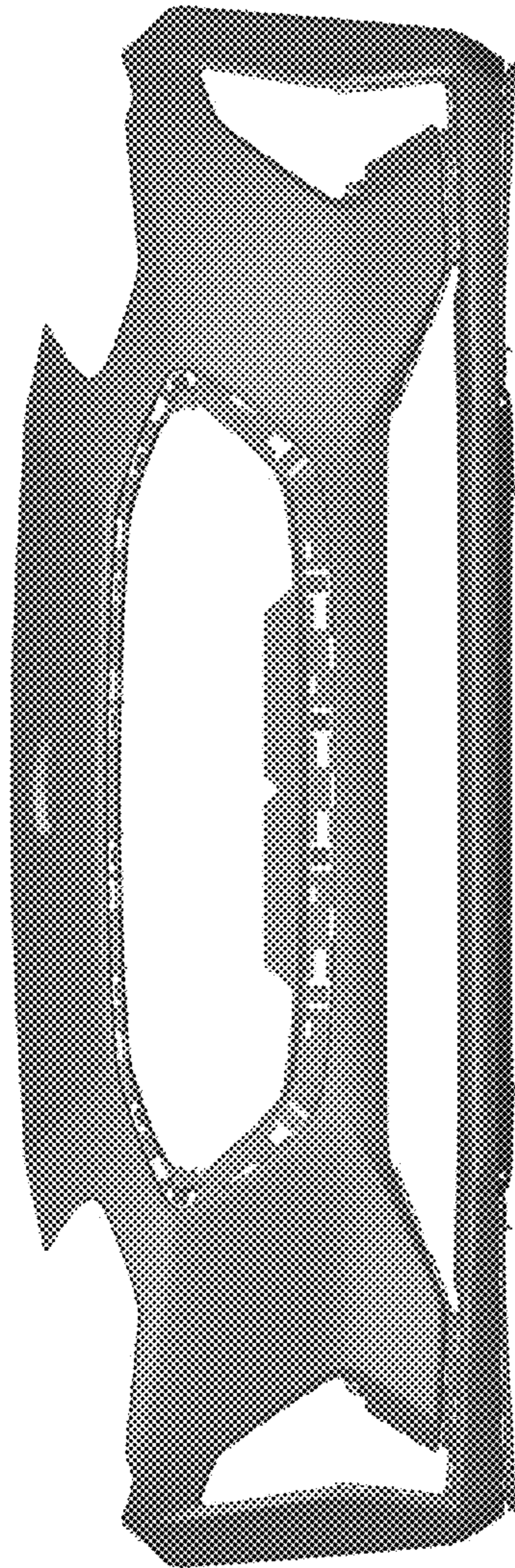


Fig. 1






Fig. 2




Fig. 3


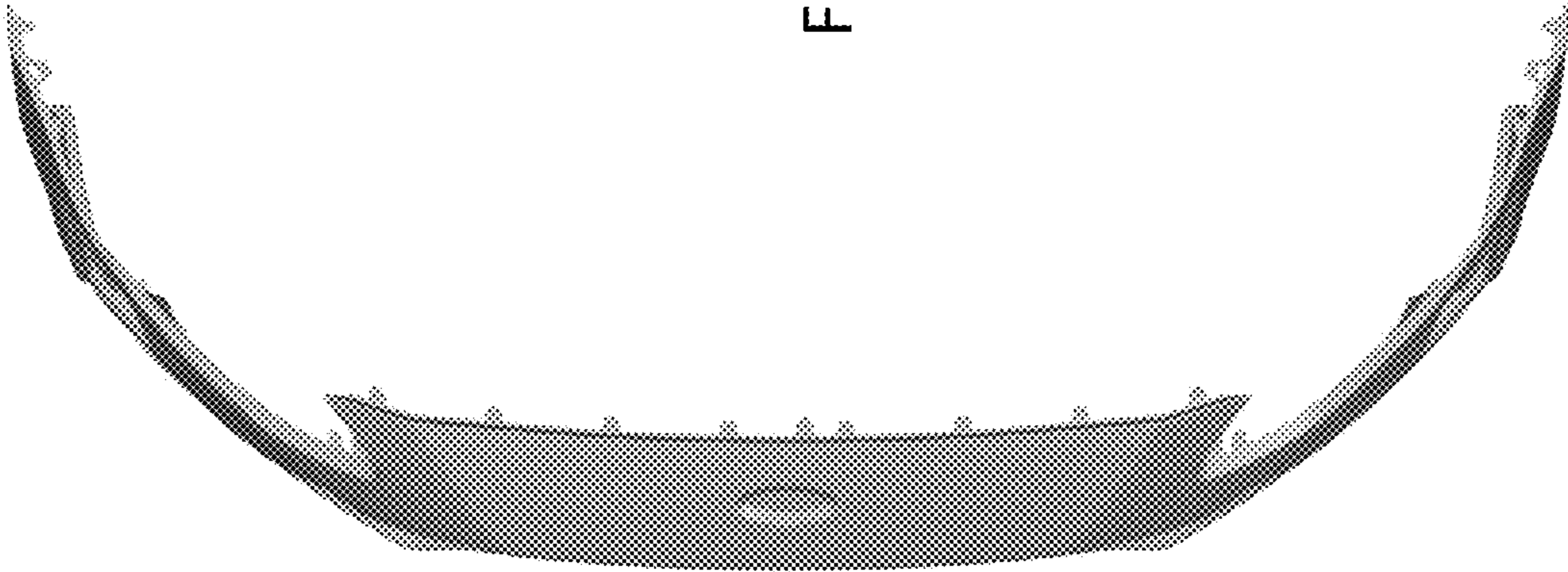


Fig. 4

Fig. 5






Fig. 6






Fig. 7



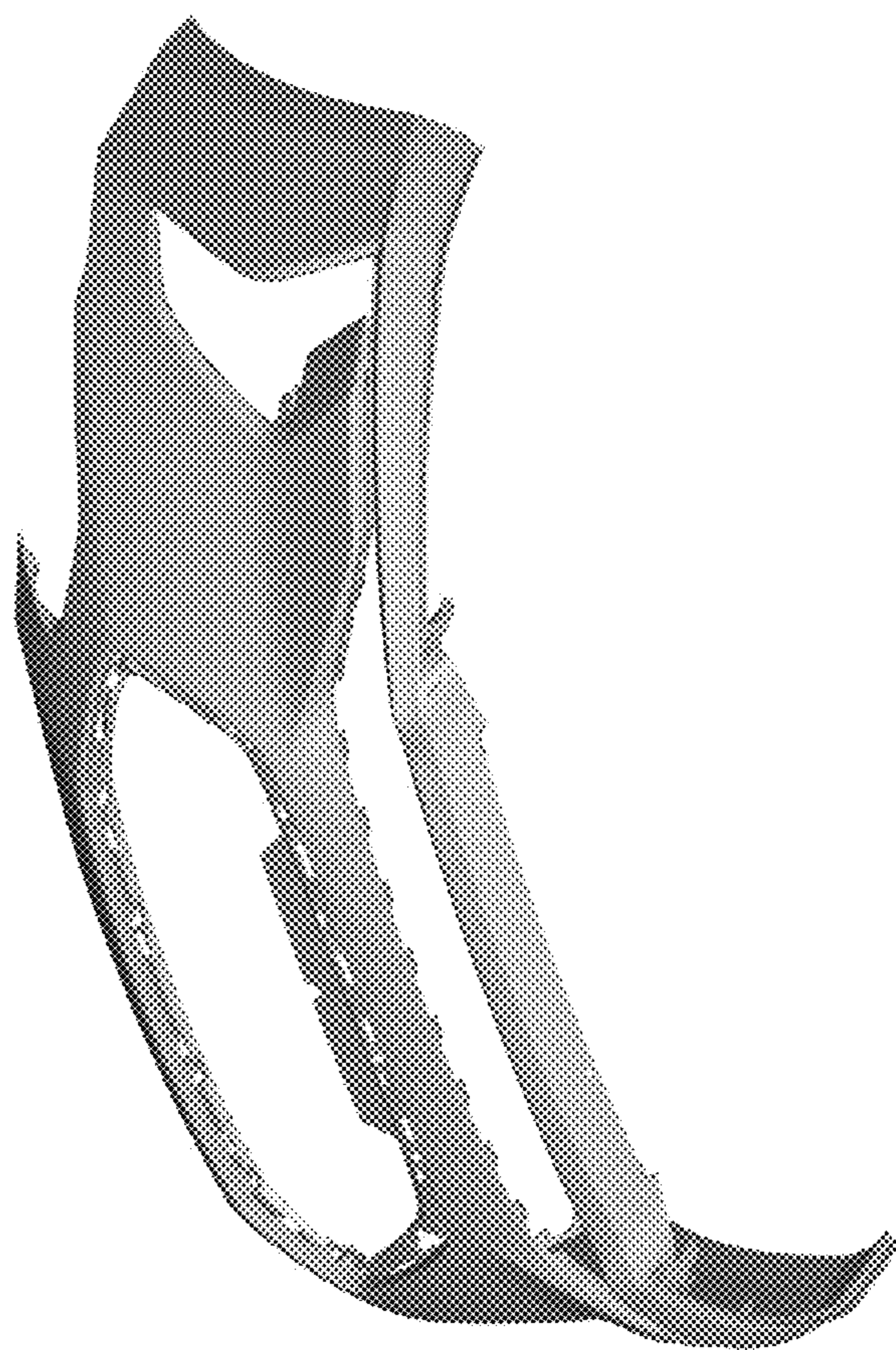


Fig. 8

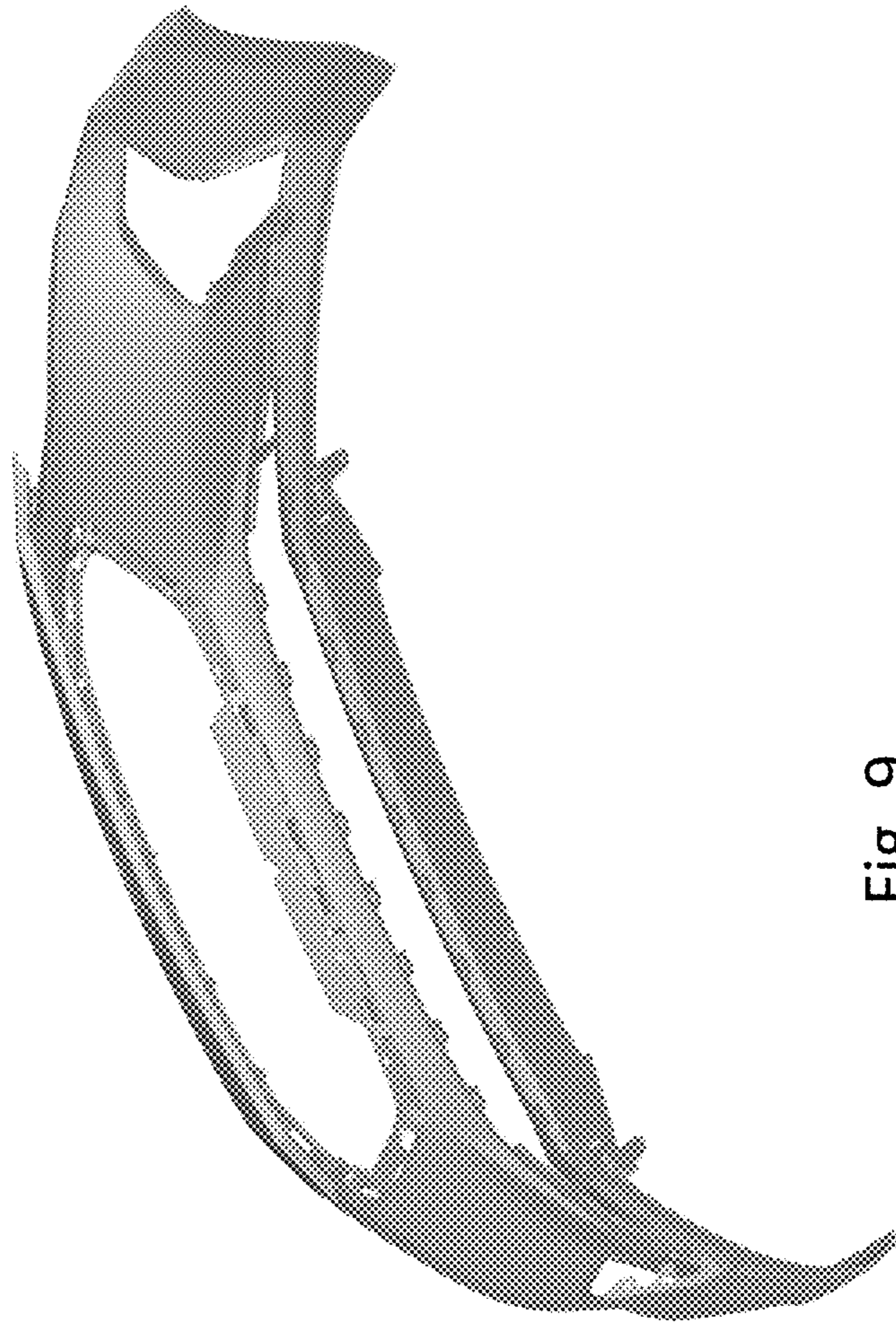


Fig. 9