



US00D870609S

(12) **United States Design Patent** (10) **Patent No.:** **US D870,609 S**
Yamashita (45) **Date of Patent:** **** Dec. 24, 2019**

(54) **FRONT BUMPER FOR MOTOR VEHICLE**

(71) Applicant: **Dr. Ing. h.c. F. Porsche**
Aktiengesellschaft, Stuttgart (DE)

(72) Inventor: **Shuichi Yamashita, Gerlingen (DE)**

(73) Assignee: **Dr. Ing. h.c. F. Porsche**
Aktiengesellschaft (DE)

(**) Term: **15 Years**

(21) Appl. No.: **29/646,337**

(22) Filed: **May 3, 2018**

(30) **Foreign Application Priority Data**

Nov. 10, 2017 (DE) 40 2017 010 220

(51) **LOC (12) Cl.** **12-16**

(52) **U.S. Cl.**
USPC **D12/169**

(58) **Field of Classification Search**
USPC D12/169, 196, 86, 90-92; 293/102, 113,
293/115, 117, 120; 296/180.1, 180.2
CPC B60R 19/02; B60R 19/04; B62D 25/08
See application file for complete search history.

(56) **References Cited**

U.S. PATENT DOCUMENTS

D659,604 S	5/2012	Varga
D659,606 S	5/2012	Varga
D659,607 S	5/2012	Robinson
D666,130 S	8/2012	Varga
D680,474 S	4/2013	Scheinhütte
D682,754 S	5/2013	Robinson
D688,988 S	9/2013	Varga
D695,161 S	12/2013	Scheinhütte
D695,163 S	12/2013	Scheinhütte
D712,803 S	9/2014	Scheinhütte
D712,804 S	9/2014	Scheinhütte
D733,623 S	7/2015	Robinson

D754,575 S	*	4/2016	Varga	D12/169
D771,531 S		11/2016	Varga		
D773,357 S	*	12/2016	Yamashita	D12/169
D775,009 S	*	12/2016	Baum	D12/169
D775,558 S		1/2017	Varga		
D775,559 S		1/2017	Varga		
D787,385 S		5/2017	Varga		
D797,018 S		9/2017	Yamashita et al.		
D801,891 S		11/2017	Scheinhütte et al.		
D805,008 S		12/2017	Scheinhütte et al.		
D842,759 S	*	3/2019	Baum	D12/92
D857,570 S	*	8/2019	Chung	D12/169

OTHER PUBLICATIONS

Design U.S. Appl. No. 29/613,582, by Chung et al., filed Aug. 11, 2017.

Design U.S. Appl. No. 29/645,621, by Schmözl, filed Apr. 27, 2018.

* cited by examiner

Primary Examiner — Melody N Brown

(74) *Attorney, Agent, or Firm* — RatnerPrestia

(57) **CLAIM**

The ornamental design for a front bumper for motor vehicle, as shown and described.

DESCRIPTION

FIG. 1 is a perspective view of a front bumper for motor vehicle;

FIG. 2 is a front elevation view thereof;

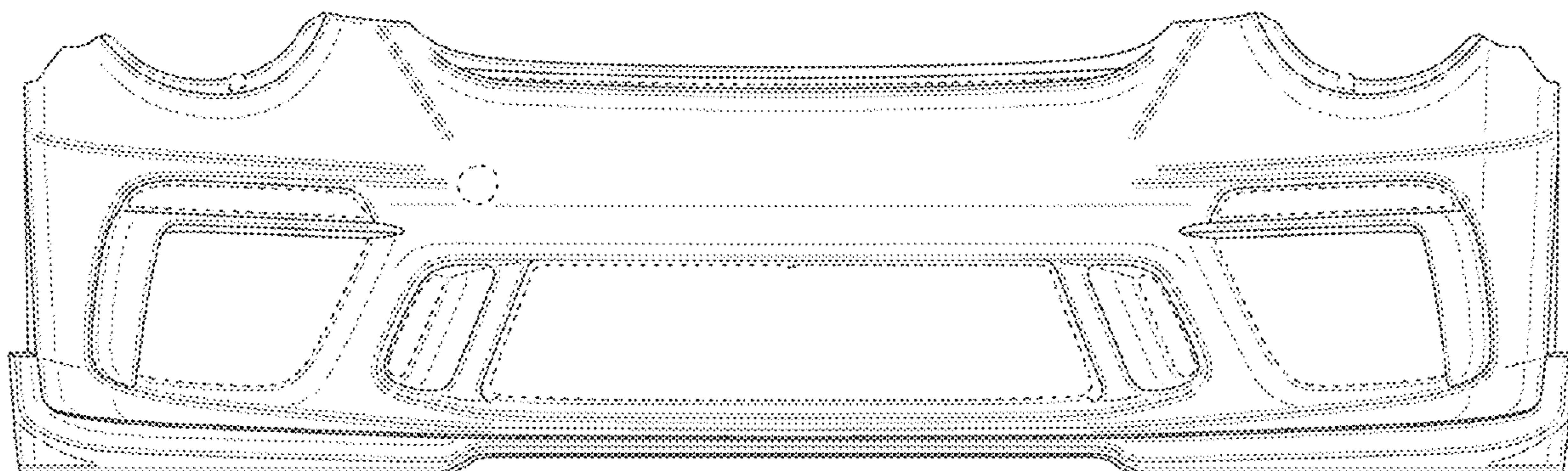
FIG. 3 is an elevation view thereof from the left side, the right side being a mirror image thereof;

FIG. 4 is a top plan view thereof; and,

FIG. 5 is a bottom plan view thereof.

The broken line showing of the front bumper for motor vehicle is for the purpose of illustrating portions of the front bumper for motor vehicle and forms no part of the claimed design.

1 Claim, 5 Drawing Sheets



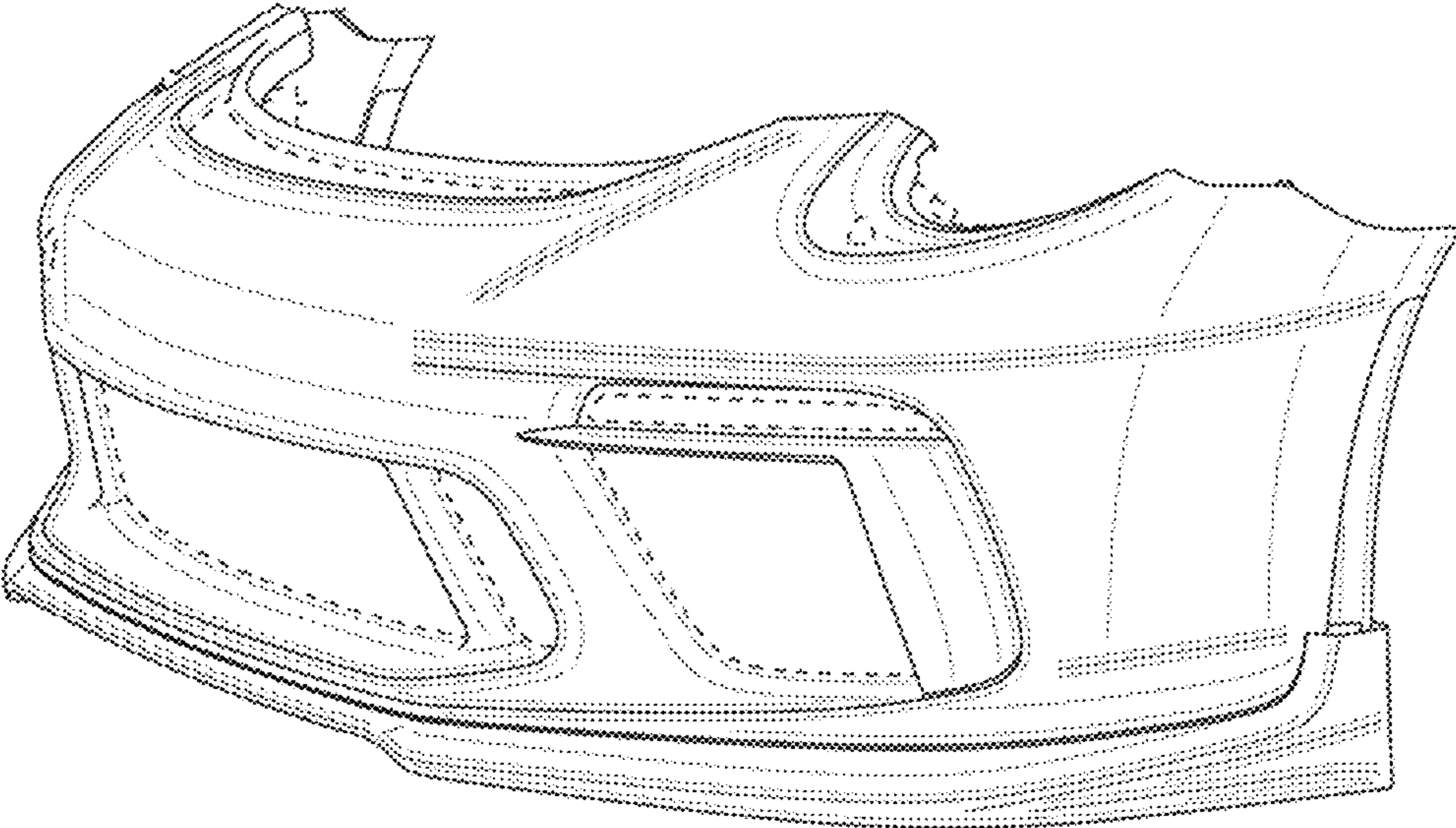


FIG. 1

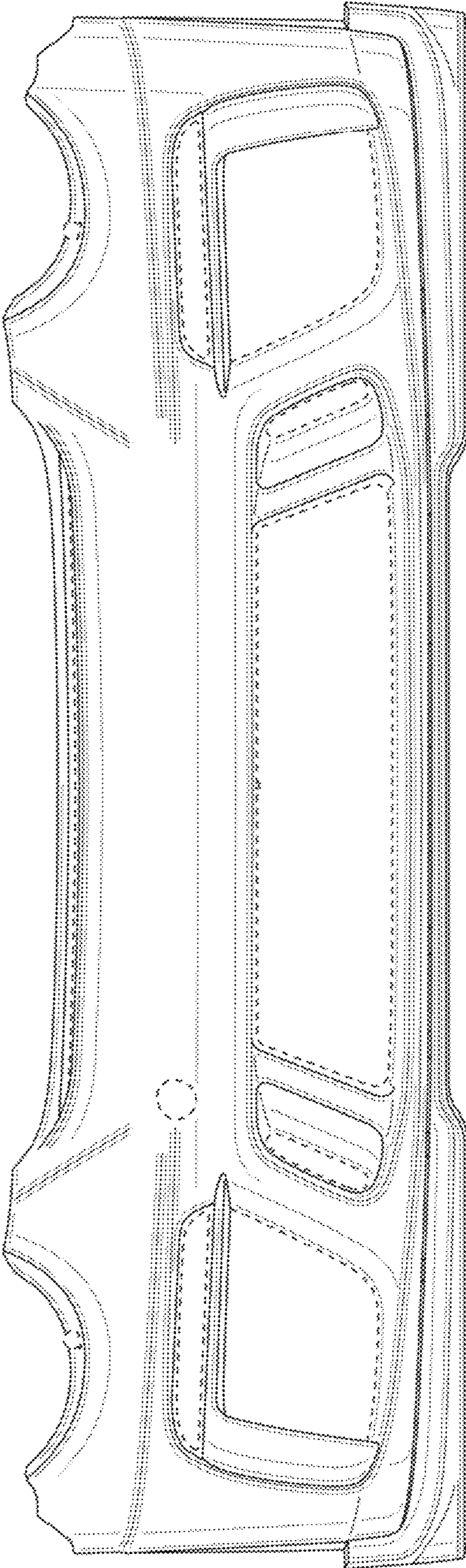


FIG. 2

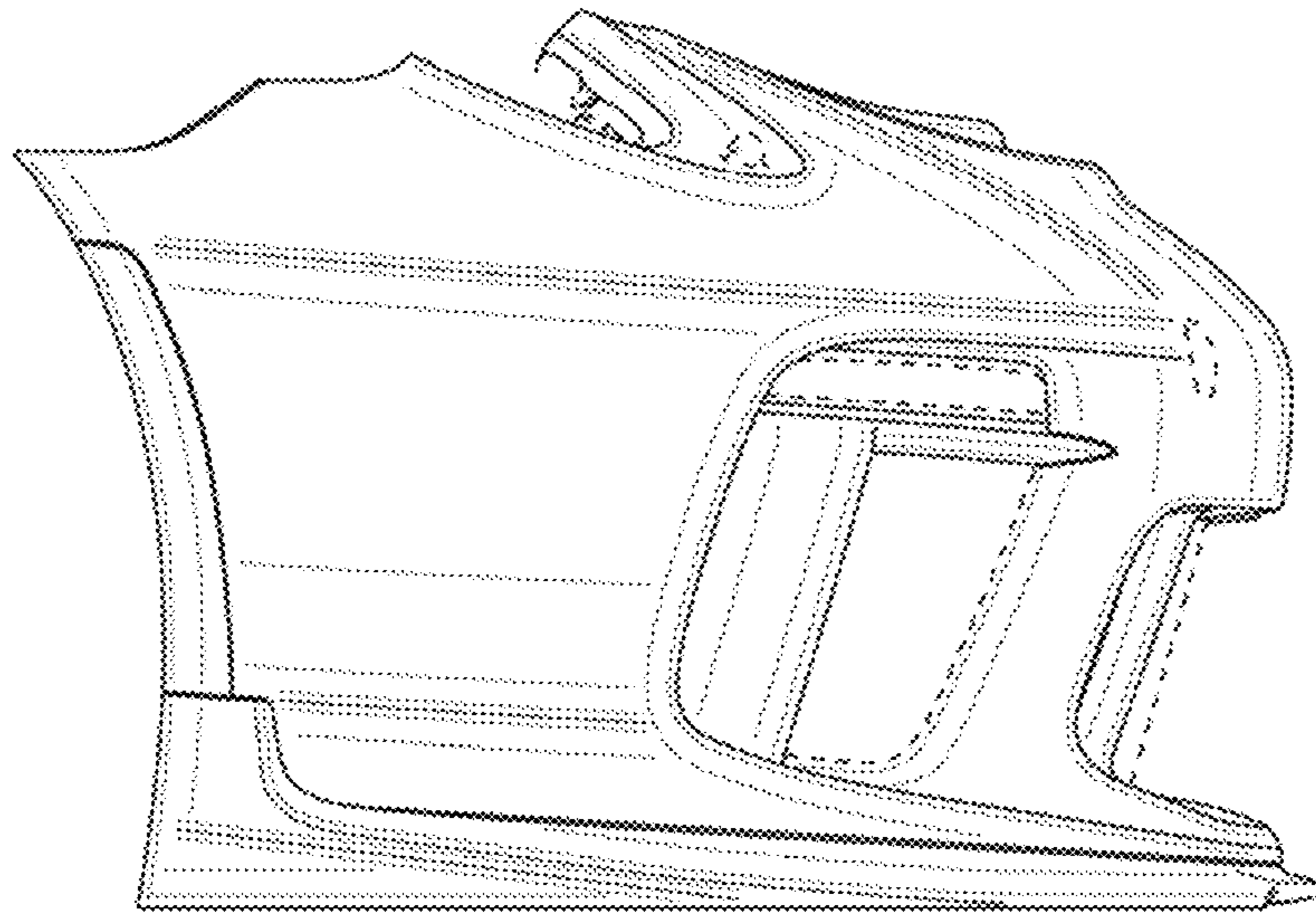


FIG. 3

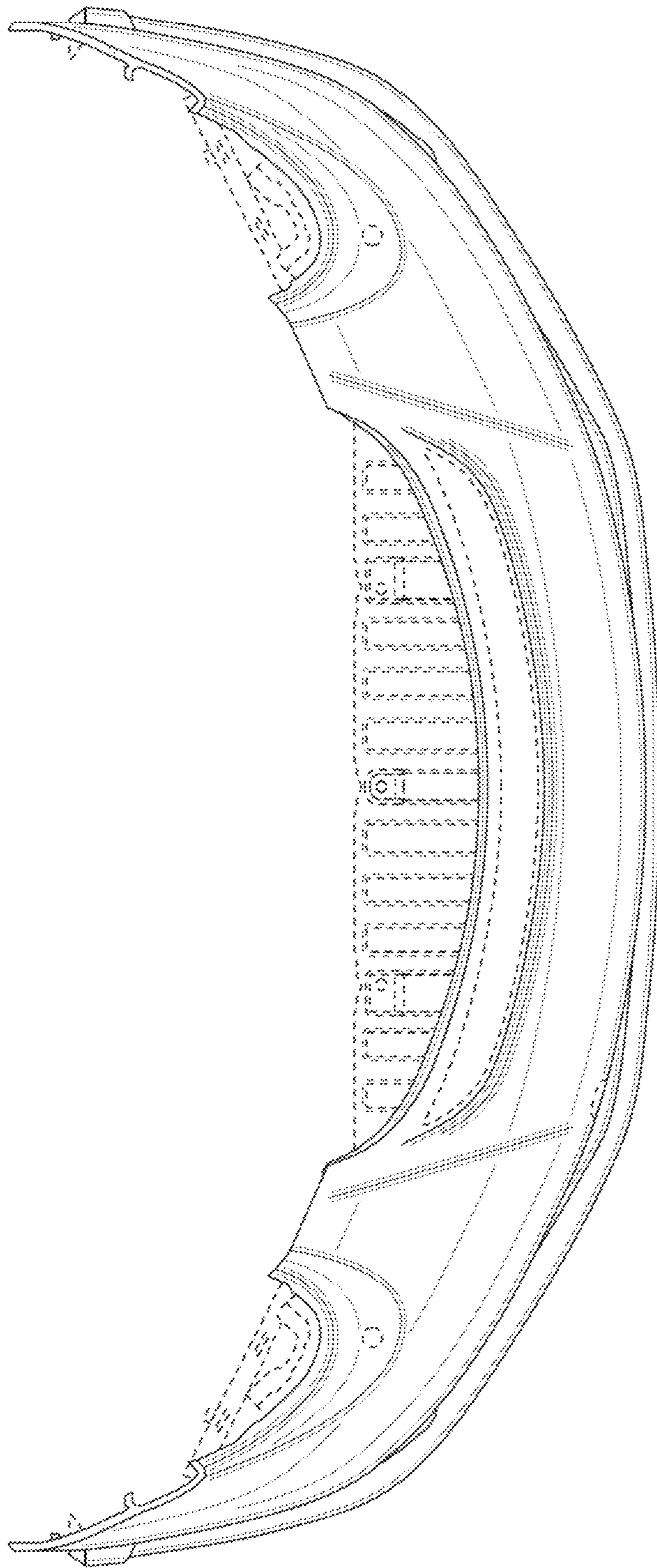


FIG. 4

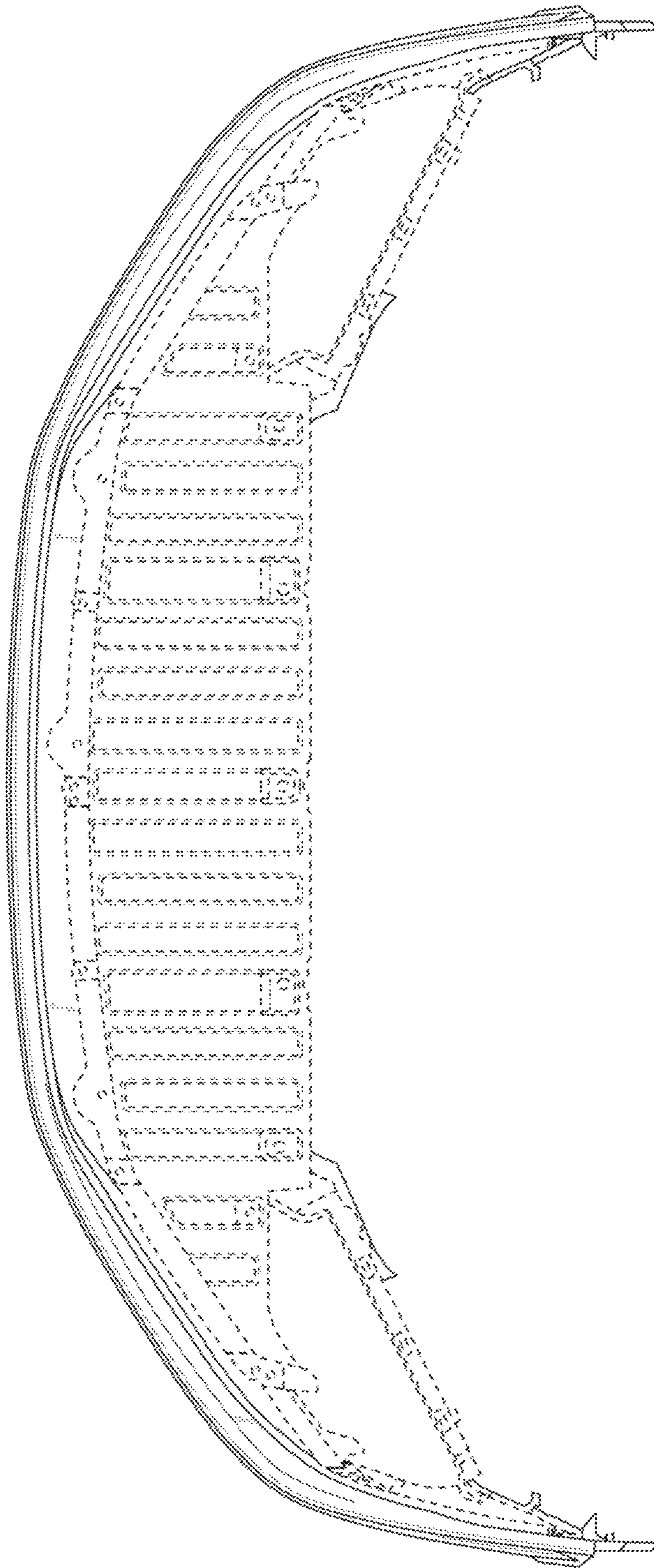


FIG. 5