



US00D870571S

(12) **United States Design Patent** (10) **Patent No.:** **US D870,571 S**  
**Stern** (45) **Date of Patent:** **\*\* Dec. 24, 2019**

(54) **WATCH CASE**

19/223; G04B 19/23; G04B 19/24; G04B 19/241; G04B 19/243; G04D 3/04

(71) Applicant: **PATEK PHILIPPE SA GENEVE,**  
Geneva (CH)

See application file for complete search history.

(72) Inventor: **Thierry Stern,** Geneva (CH)

(56) **References Cited**

(73) Assignee: **PATEK PHILIPPE SA GENEVE,**  
Genève (CH)

U.S. PATENT DOCUMENTS

(\*\*) Term: **15 Years**

(21) Appl. No.: **35/505,628**

(22) Filed: **Mar. 14, 2018**

(80) **Hague Agreement Data**

Int. Filing Date: **Mar. 14, 2018**

Int. Reg. No.: **DM/100719**

Int. Reg. Date: **Mar. 14, 2018**

Int. Reg. Pub. Date: **Sep. 14, 2018**

(51) **LOC (12) Cl.** ..... **10-07**

(52) **U.S. Cl.**

USPC ..... **D10/38**

CPC ..... **A41D 19/0027** (2013.01)

(58) **Field of Classification Search**

USPC ..... D10/1, 2, 10, 30-39, 98, 99, 122-128,  
D10/132

CPC .... A41D 19/0027; A45C 11/10; G04C 19/00;  
G04C 19/02; G04B 19/00; G04B 19/08;  
G04B 19/048; G04B 19/04; G04B  
19/046; G04B 19/06; G04B 19/025;  
G04B 19/065; G04B 19/082; G04B  
19/085; G04B 19/087; G04B 19/10;  
G04B 19/103; G04B 19/106; G04B  
47/042; G04B 19/12; G04B 19/18; G04B

D445,343	S	*	7/2001	Schneider	.....	D10/30
D562,704	S	*	2/2008	Lalo	.....	D10/32
D563,802	S	*	3/2008	Loth	.....	D10/39
D565,431	S	*	4/2008	Hatt	.....	D10/38
D565,987	S	*	4/2008	Krieger	.....	D10/126
D566,581	S	*	4/2008	Giannini	.....	D10/32
D568,178	S	*	5/2008	Giannini	.....	D10/32
D571,230	S	*	6/2008	Krieger	.....	D10/39
D574,733	S	*	8/2008	Blair	.....	D10/32
D582,792	S	*	12/2008	Lalo	.....	D10/38
D586,668	S	*	2/2009	Dias	.....	D10/38
D589,378	S	*	3/2009	Takahashi	.....	D10/32
D605,533	S	*	12/2009	Schoepfer	.....	D10/38
D609,583	S	*	2/2010	Lalo	.....	D10/32
D609,584	S	*	2/2010	Lalo	.....	D10/32
D609,587	S	*	2/2010	Lalo	.....	D10/38
D666,924	S	*	9/2012	Ahlstrom	.....	D10/32
D666,925	S	*	9/2012	Ahlstrom	.....	D10/32
D672,664	S	*	12/2012	Monachon	.....	D10/32
D682,713	S	*	5/2013	Vaptzarof	.....	D10/39
D720,240	S	*	12/2014	Takahashi	.....	D10/39
D731,327	S	*	6/2015	Schoepfer	.....	D10/39
D732,981	S	*	6/2015	Waecker	.....	D10/38
D740,695	S	*	10/2015	Waecker	.....	D10/38
D784,829	S	*	4/2017	Kita	.....	D10/38
D793,871	S	*	8/2017	Lasserre	.....	D10/30

(Continued)

*Primary Examiner* — Richard E Chilcot

(74) *Attorney, Agent, or Firm* — Young & Thompson

(57) **CLAIM**

The ornamental design for a watch case, as shown and described.

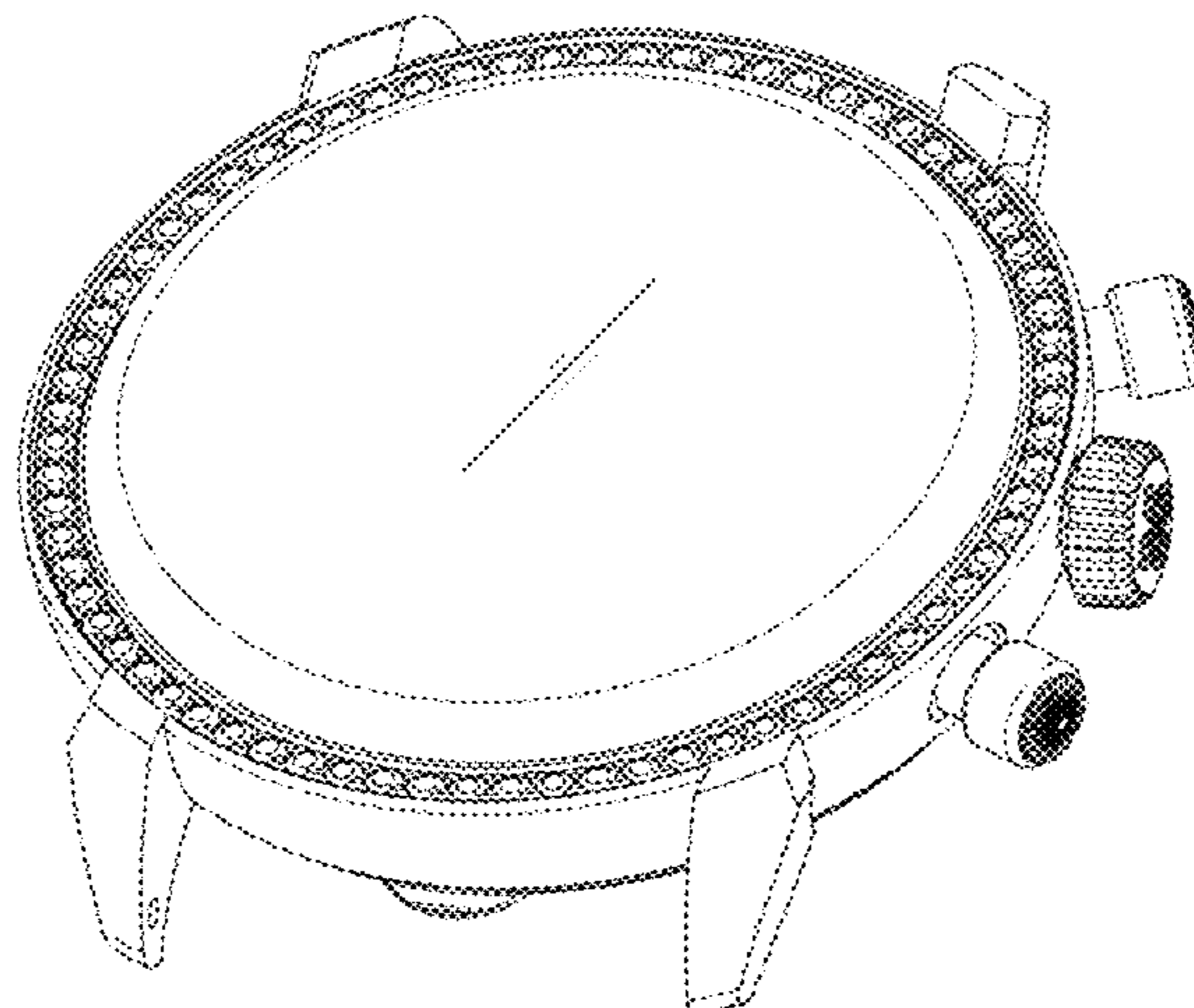
**DESCRIPTION**

**1.1** is a front elevation view of a watch case showing the new design;

**1.2** is a rear elevation view thereof;

**1.3** is a bottom plan view thereof;

(Continued)



1.4 is a top plan view thereof;  
1.5 is a left side elevation view thereof;  
1.6 is a right side elevation view thereof; and  
1.7 is a top, bottom, and left side perspective view thereof.

**1 Claim, 7 Drawing Sheets**

(56)


**References Cited**

U.S. PATENT DOCUMENTS

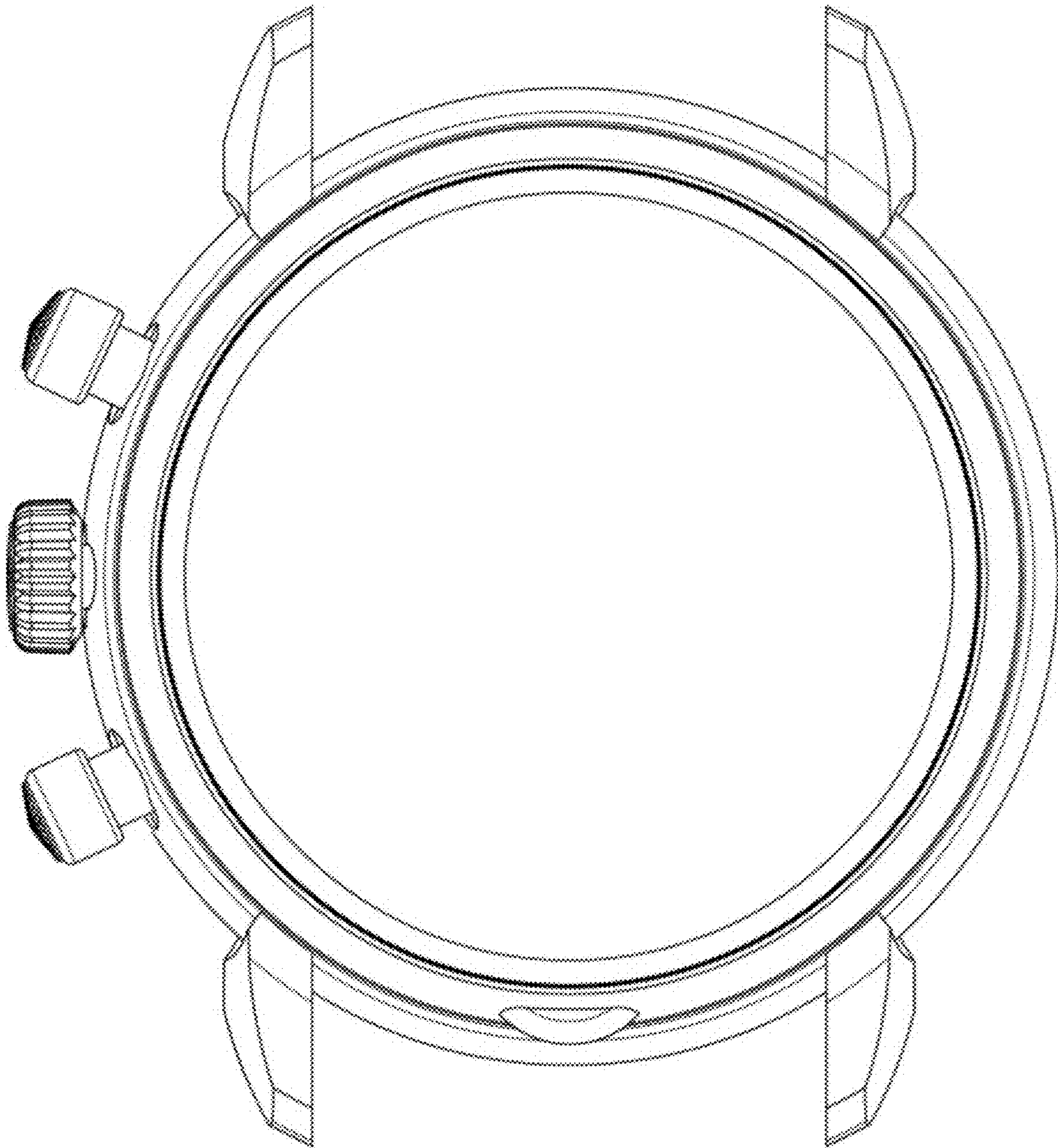
D817,194 S *	5/2018	Monachon .....	D10/39
D828,185 S *	9/2018	Savolainen .....	D10/38
D836,008 S *	12/2018	Schoepfer .....	D10/39
D848,865 S *	5/2019	Behling .....	D10/32
D850,292 S *	6/2019	Dicks .....	D10/30
D850,295 S *	6/2019	Behling .....	D10/39
D850,936 S *	6/2019	Behling .....	D10/32

\* cited by examiner

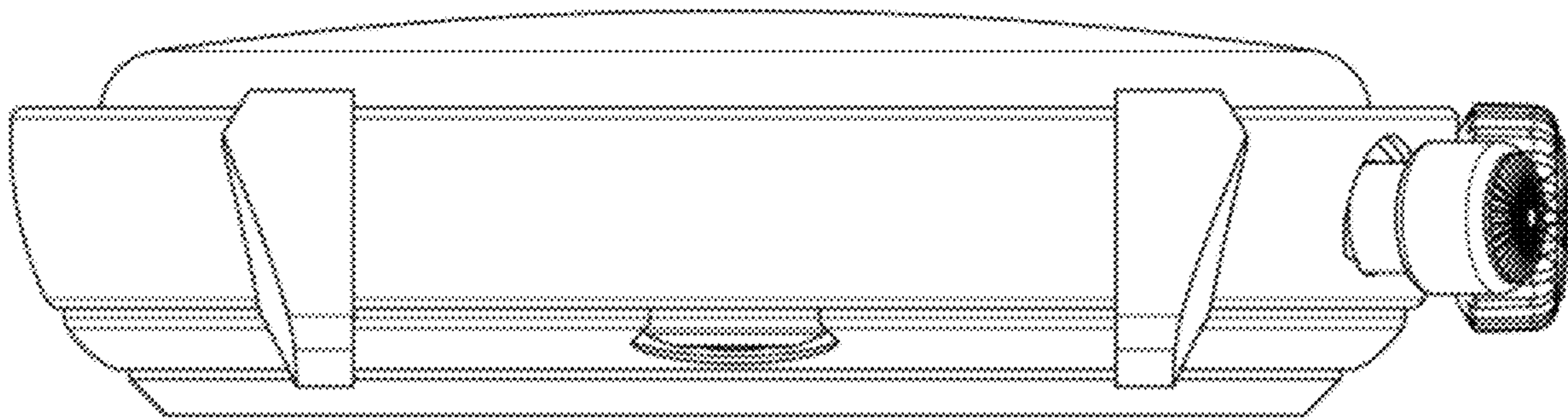
1.1



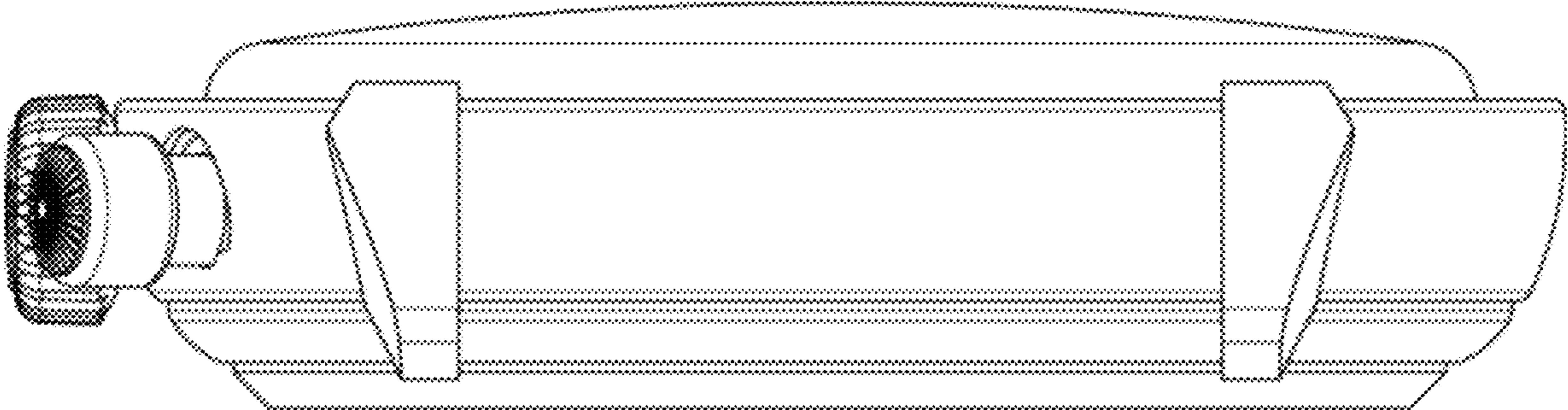
1.2




1.3




1.4



1.5



1.6





1.7

