



US00D870568S

(12) **United States Design Patent** (10) **Patent No.:** **US D870,568 S**
Stern (45) **Date of Patent:** **** Dec. 24, 2019**

(54) **WATCH**

(71) Applicant: **PATEK PHILIPPE SA GENEVE,**
Geneva (CH)

(72) Inventor: **Thierry Stern,** Geneva (CH)

(73) Assignee: **PATEK PHILIPPE SA GENEVE,**
Genève (CH)

(**) Term: **15 Years**

(21) Appl. No.: **35/505,618**

(22) Filed: **Mar. 14, 2018**

(80) **Hague Agreement Data**

Int. Filing Date: **Mar. 14, 2018**

Int. Reg. No.: **DM/100716**

Int. Reg. Date: **Mar. 14, 2018**

Int. Reg. Pub. Date: **Sep. 14, 2018**

(51) **LOC (12) Cl.** **10-07**

(52) **U.S. Cl.**

USPC **D10/30**

CPC **A41D 19/0027** (2013.01)

(58) **Field of Classification Search**

USPC D10/1, 2, 10, 30-39, 98, 99, 122-128,
D10/132

CPC A41D 19/0027; A45C 11/10; G04C 19/00;
G04C 19/02; G04B 19/00; G04B 19/08;
G04B 19/048; G04B 19/04; G04B
19/046; G04B 19/06; G04B 19/025;
G04B 19/065; G04B 19/082; G04B
19/085; G04B 19/087; G04B 19/10;
G04B 19/103; G04B 19/106; G04B
47/042; G04B 19/12; G04B 19/18; G04B
19/223; G04B 19/23; G04B 19/24; G04B
19/241; G04B 19/243; G04D 3/04

See application file for complete search history.

(56) **References Cited**

U.S. PATENT DOCUMENTS

D604,653	S	*	11/2009	Kume	D10/122
D628,911	S	*	12/2010	Giannini	D10/32
D634,651	S	*	3/2011	Jorst	D10/39
D649,891	S	*	12/2011	Binda	D10/39
D650,705	S	*	12/2011	Blank	D10/32
D656,415	S	*	3/2012	Binda	D10/39
D710,731	S	*	8/2014	Calvani	D10/126
D722,901	S	*	2/2015	Cerrato	D10/126
D743,828	S	*	11/2015	Choisnes	D10/124
D746,712	S	*	1/2016	Cerrato	D10/124
9,639,064	B2	*	5/2017	Schneider	G04B 19/04
9,665,070	B2	*	5/2017	Dordor	G04C 17/0058
D792,247	S	*	7/2017	Davoli	D10/30
D792,786	S	*	7/2017	Davoli	D10/30
D797,577	S	*	9/2017	Kauffmann	D10/30

* cited by examiner

Primary Examiner — Richard E Chilcot

(74) *Attorney, Agent, or Firm* — Young & Thompson

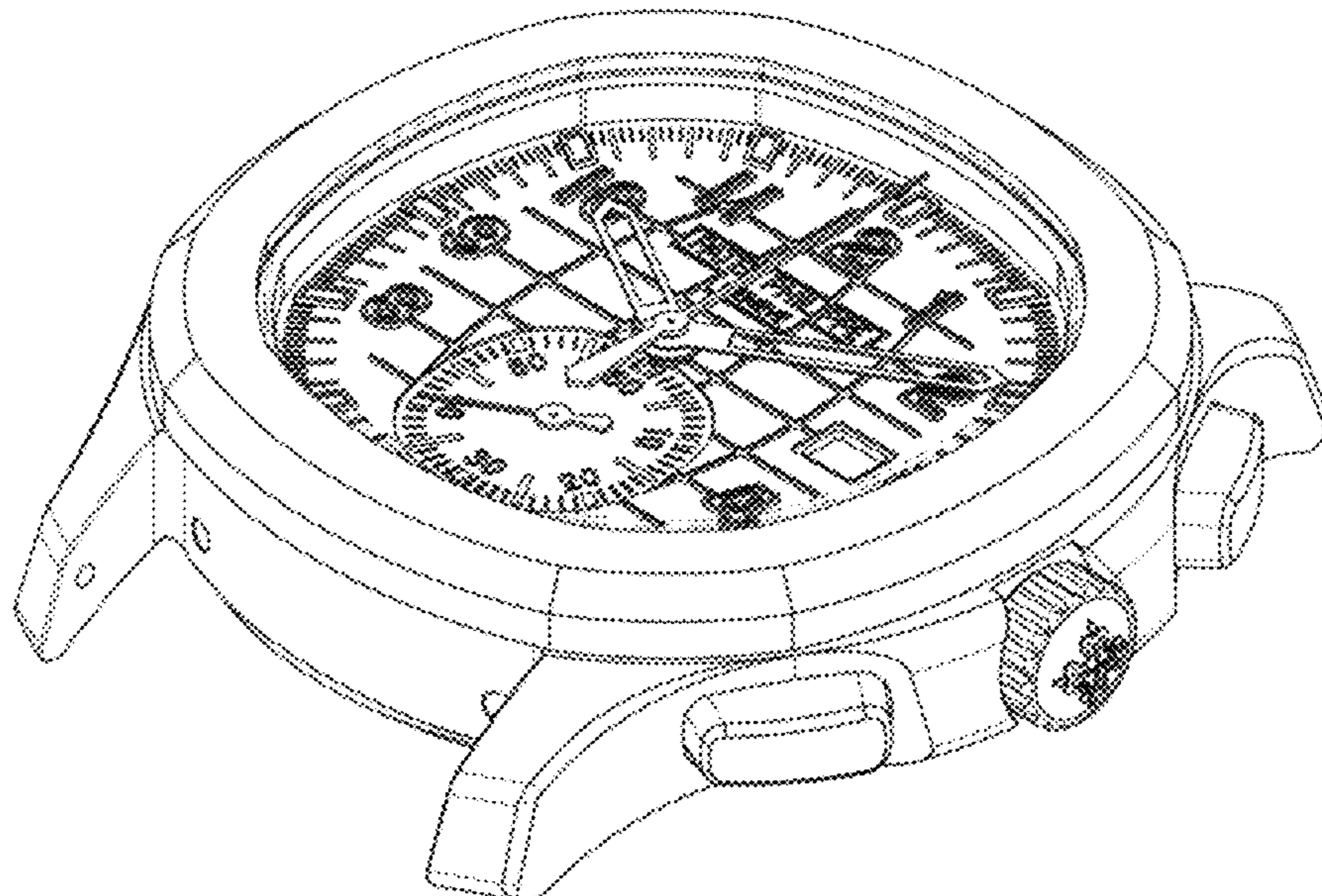
(57) **CLAIM**

The ornamental design for a watch, as shown and described.

DESCRIPTION

- 1.1 is a front elevation view of a watch showing the new design;
- 1.2 is a rear elevation view thereof;
- 1.3 is a left side elevation view thereof;
- 1.4 is a right side elevation view thereof;
- 1.5 is a bottom plan view thereof;
- 1.6 is a top plan view thereof; and
- 1.7 is a top, bottom, and left side perspective view thereof.

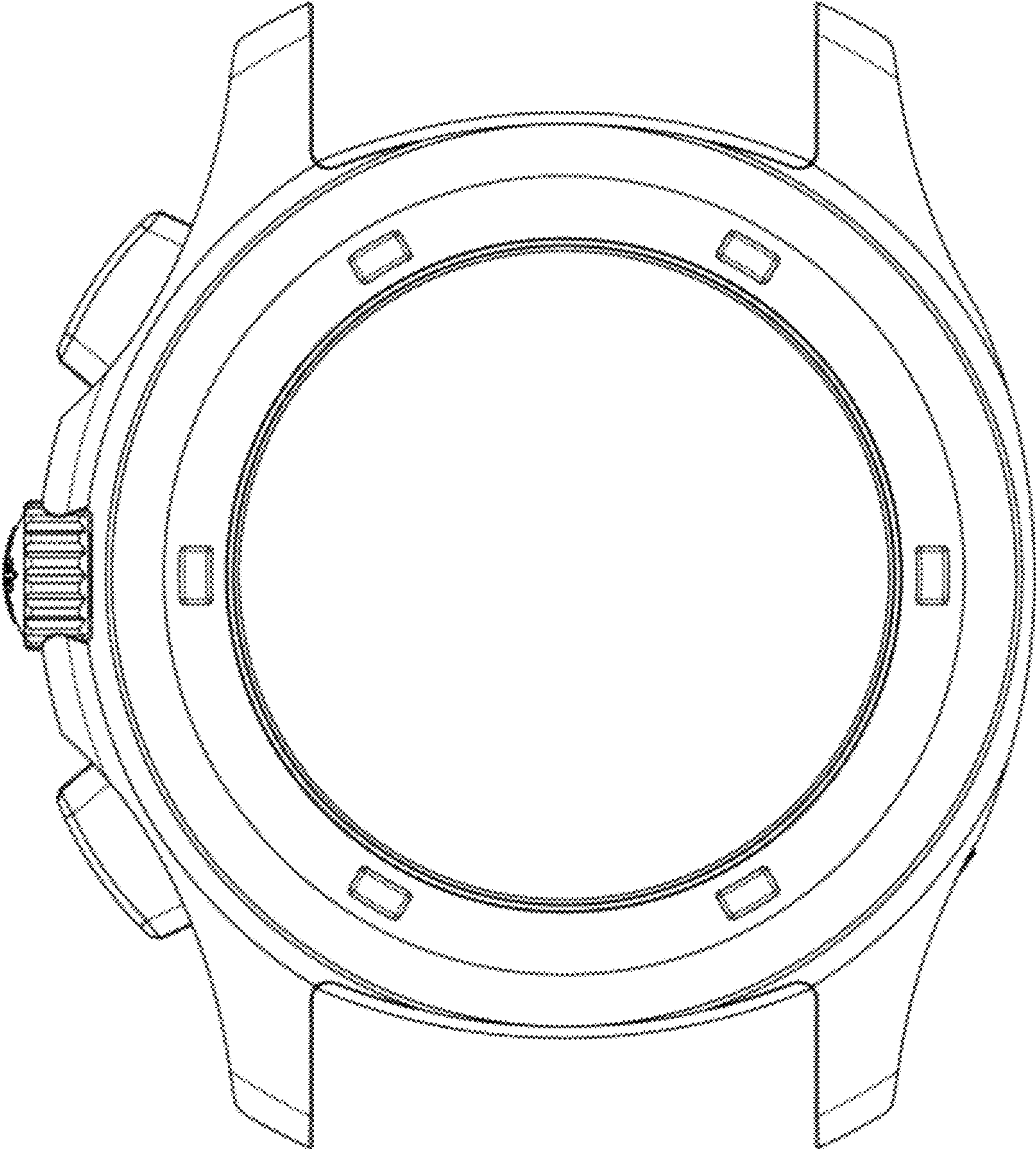
1 Claim, 7 Drawing Sheets




1.1




1.2



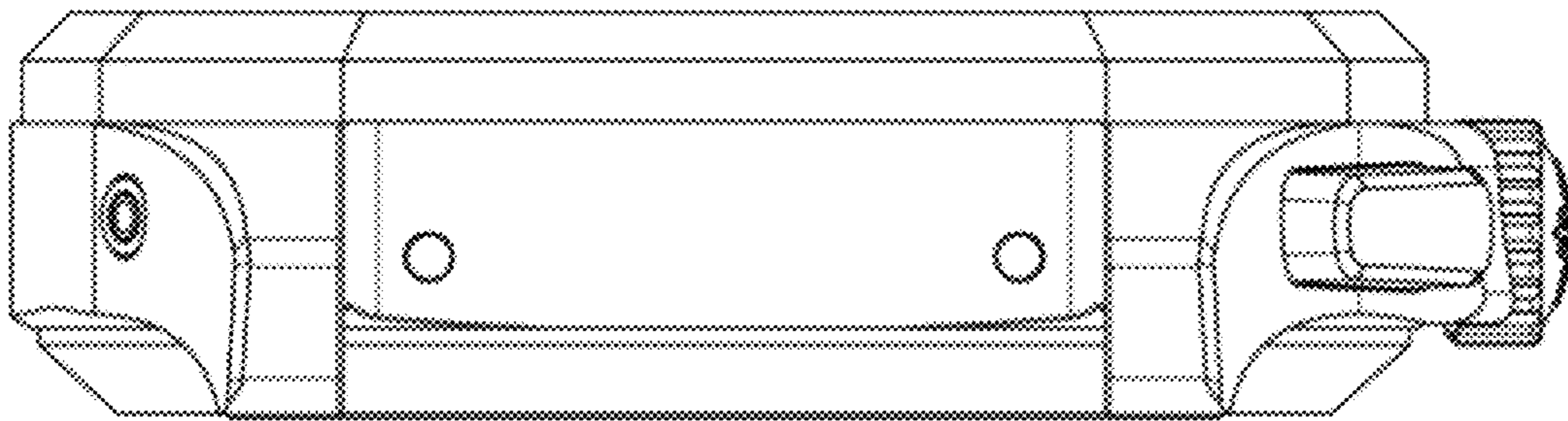
1.3



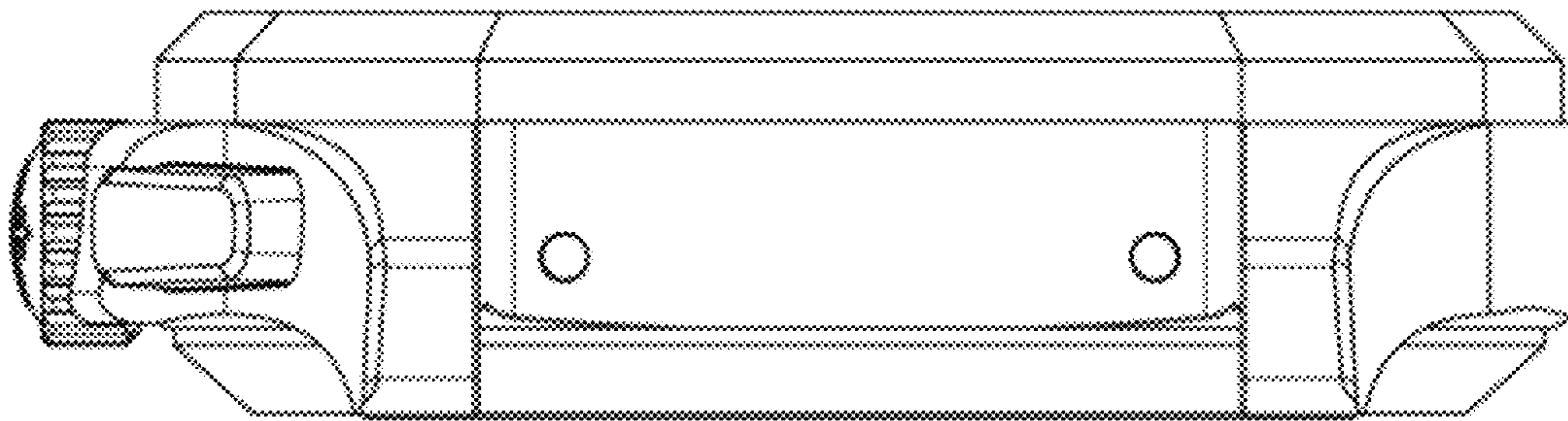
1.4



1.5



1.6



1.7

