



US00D870539S

(12) **United States Design Patent** (10) **Patent No.:** **US D870,539 S**  
**Lu et al.** (45) **Date of Patent:** **\*\* Dec. 24, 2019**

(54) **HOOK FOR A SHELVING SYSTEM**

(71) Applicant: **SUMTER EASY HOME LLC**,  
Sumter, SC (US)

(72) Inventors: **Zhiqiang Lu**, Ontario, CA (US);  
**Milton David Ruiz**, Germantown, TN  
(US)

(73) Assignee: **SUMTER EASY HOME LLC**,  
Sumter, SC (US)

(\*\*) Term: **15 Years**

(21) Appl. No.: **29/615,661**

(22) Filed: **Aug. 30, 2017**

(51) **LOC (12) Cl.** ..... **08-05**

(52) **U.S. Cl.**  
USPC ..... **D8/373**

(58) **Field of Classification Search**

USPC ..... D08/373, 358, 359, 354, 71, 330, 336,  
D08/351, 356, 360.1, 363, 364, 367, 370,  
D08/372, 379, 381, 382, 395, 396;  
D06/349, 352; D09/426, 502, 750;  
D10/72, 73, 89; D11/79, 93; D13/103,  
D13/107, 152, 183; D19/67; D21/673,  
D21/674, 675, 839, 840; D25/19, 62, 68,  
D25/69; D26/40, 49; D29/122, 124;  
D30/153, 155  
CPC ..... B65H 75/40; B65H 75/4407;  
B65H 75/4471; B65H 2701/34; B65H  
2701/32; B65H 2511/142; B65H 29/008;  
B65H 2701/33; B65H 54/585; B65H  
51/22; B65H 75/08; B65H 75/02; B65H  
2301/41485; B65H 75/4468; B65H  
2301/414323; B65H 2301/414325; B65H  
16/02; B65H 2301/4131; B65H 75/403;  
B65H 75/441; B65D 85/66; B65D 85/67;  
B66D 3/006; B66D 3/18; B66D 3/26;  
B66D 3/02; B66D 3/14; B63B 21/18;  
B63B 21/26; B65B 57/005; A61G  
7/1051; A61G 7/1061; B66B 11/08;  
A62C 33/04; B08B 2203/0276;

(Continued)

(56) **References Cited**

U.S. PATENT DOCUMENTS

D276,978 S \* 1/1985 Fee ..... D8/382  
D353,992 S \* 1/1995 Dombrowski ..... D8/373

(Continued)

OTHER PUBLICATIONS

Closet Storage Systems: Elfa vs. Rubbermaid vs. Closetmaid,  
posted May 13, 2014, [retrieved Oct. 15, 2019]. Retrieved from  
Internet, <URL: <http://realmod.blogspot.com/2014/05/closet-storage-systems-elfa-vs.html> >.\*

*Primary Examiner* — Karen E Kearney

*Assistant Examiner* — Kristin E Reed

(74) *Attorney, Agent, or Firm* — WPAT, P.C., Intellectual  
Property Attorneys; Anthony King

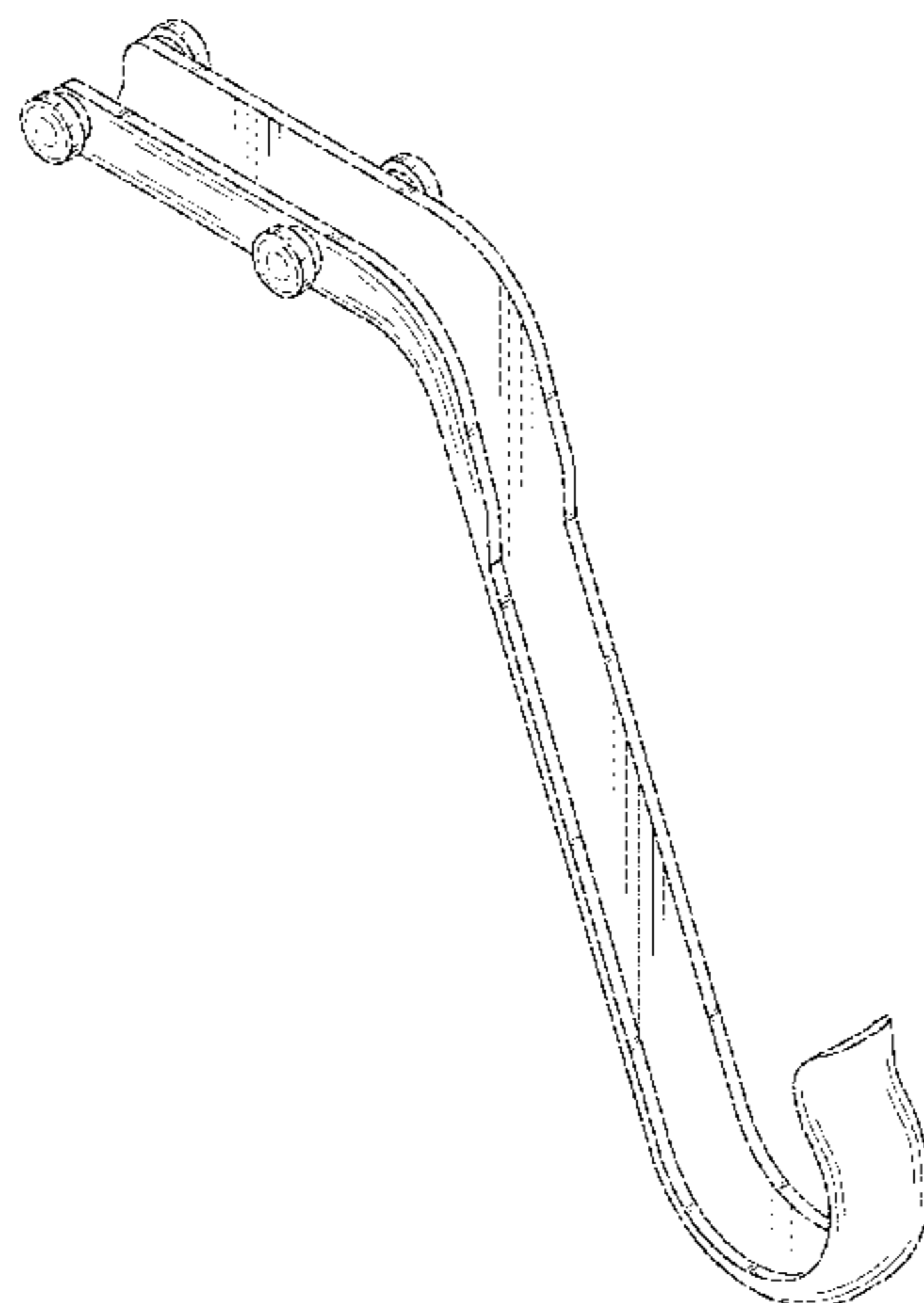
(57) **CLAIM**

The ornamental design for a hook for a shelving system, as  
shown and described.

**DESCRIPTION**

FIG. 1 is a top perspective view of a hook for a shelving  
system of the present invention;  
FIG. 2 is a right side view of the hook for a shelving system  
of FIG. 1;  
FIG. 3 is a left side view of the hook for a shelving system  
of FIG. 1;  
FIG. 4 is a top view of the hook for a shelving system of  
FIG. 1;  
FIG. 5 is a bottom view of the hook for a shelving system  
of FIG. 1;  
FIG. 6 is a front view of the hook for a shelving system of  
FIG. 1; and,  
FIG. 7 is a rear view of the hook for a shelving system of  
FIG. 1.

**1 Claim, 5 Drawing Sheets**



(58) **Field of Classification Search**

CPC ..... B21C 47/28; H02G 11/02; A01K 89/003;  
H04M 1/15; A01D 34/822; A47L 9/26;  
H04R 1/1033; Y10S 24/909; E05C 19/10;  
E05C 17/50; E05C 3/045; E05C 3/30;  
E05C 19/02; E05C 19/026; A47G  
25/0614; A47G 25/18; A47G 25/32;  
A47G 7/047; A47G 7/045; A47G 7/042;  
A47G 7/044; F16B 12/44; F16B 12/46;  
F16B 5/0614; F16B 12/02; A47B  
88/0055; E04F 11/1812; F16L 1/0246;  
A01G 9/024; A01G 25/14; A01G 27/001;  
A01G 9/042; A01G 27/005; A01G  
31/001; A01G 9/02; A01G 9/083; A01G  
9/12; E04B 1/2612; E04B 2001/2415;  
E04B 1/5818; E04B 1/5831

See application file for complete search history.

(56)

**References Cited**

U.S. PATENT DOCUMENTS

D360,355	S	*	7/1995	Adams	.....	D8/367
D395,390	S	*	6/1998	Etherton	.....	D8/367
D540,943	S	*	4/2007	Edwards	.....	D24/128
D605,497	S	*	12/2009	Lulla	.....	D8/354
D623,098	S	*	9/2010	Tambornino	.....	D12/162
D791,583	S	*	7/2017	Griffin	.....	D8/373
2009/0031508	A1	*	2/2009	van der Meijden	..	E04H 4/1663 15/1.7
2013/0178299	A1	*	7/2013	Kopp	.....	A63G 9/00 472/136
2018/0132610	A1	*	5/2018	Lu	.....	A47B 57/42
2018/0132611	A1	*	5/2018	Lu	.....	A47B 61/003
2018/0135796	A1	*	5/2018	Lu	.....	A47F 5/103

\* cited by examiner

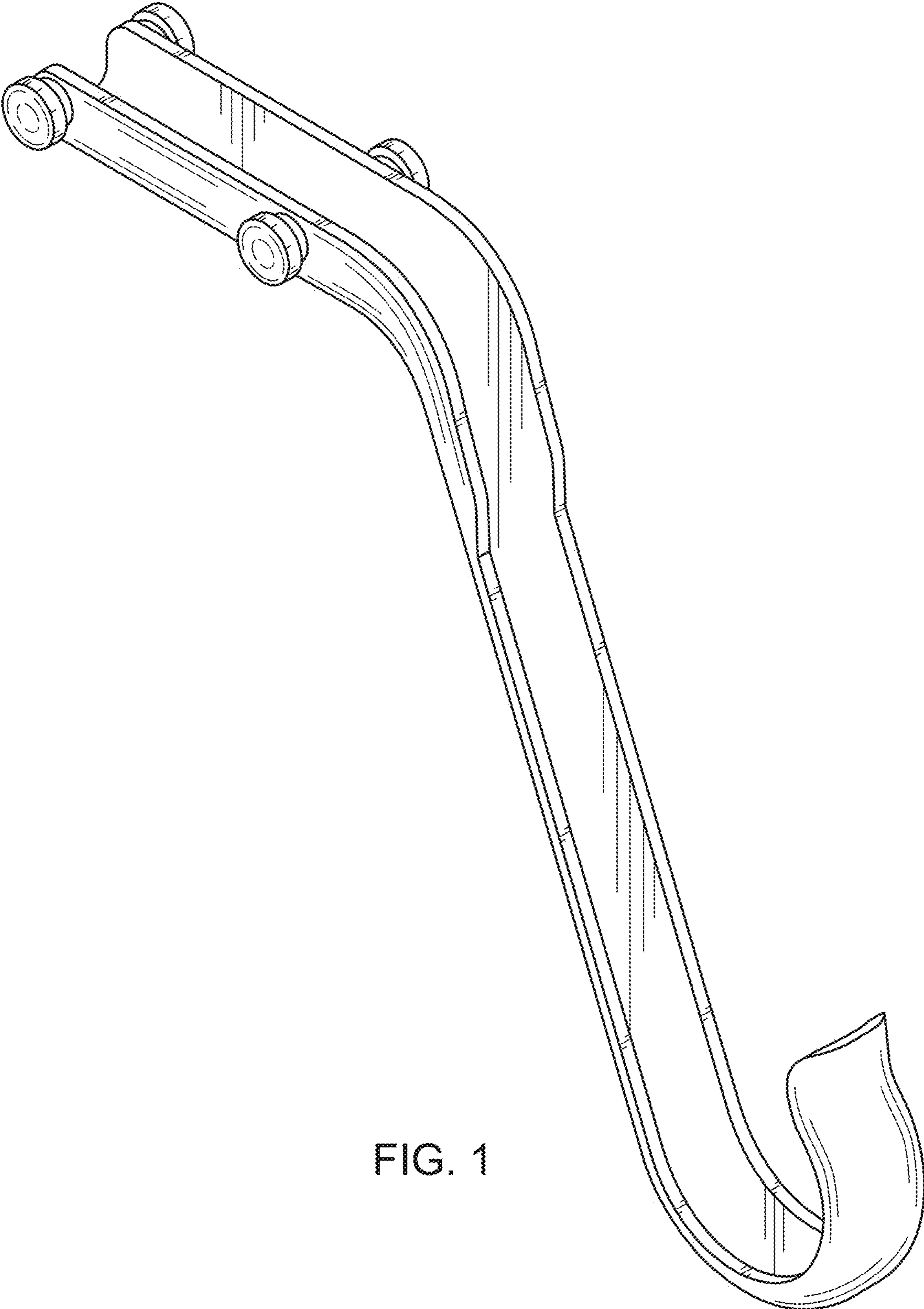


FIG. 1

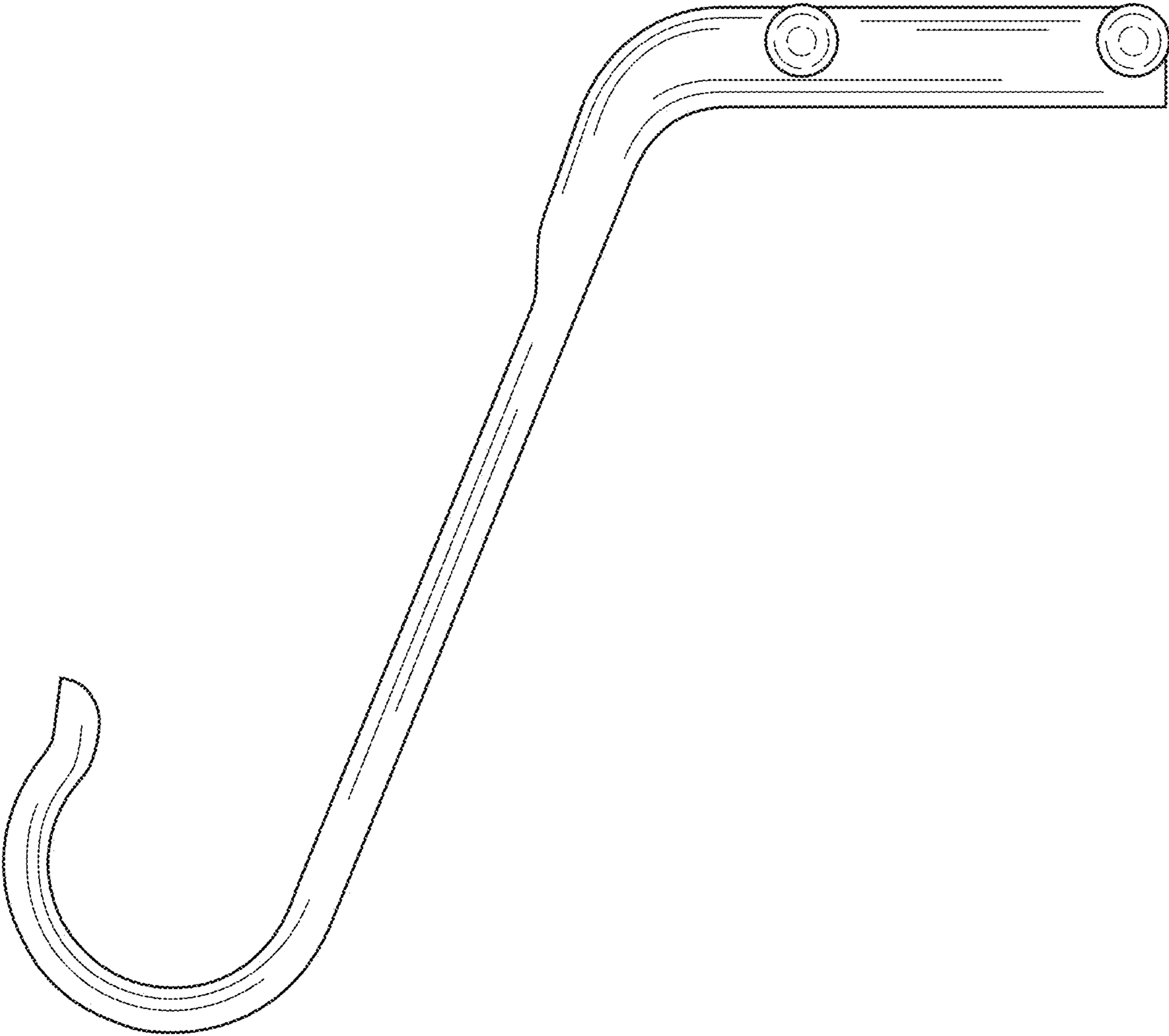


FIG. 2

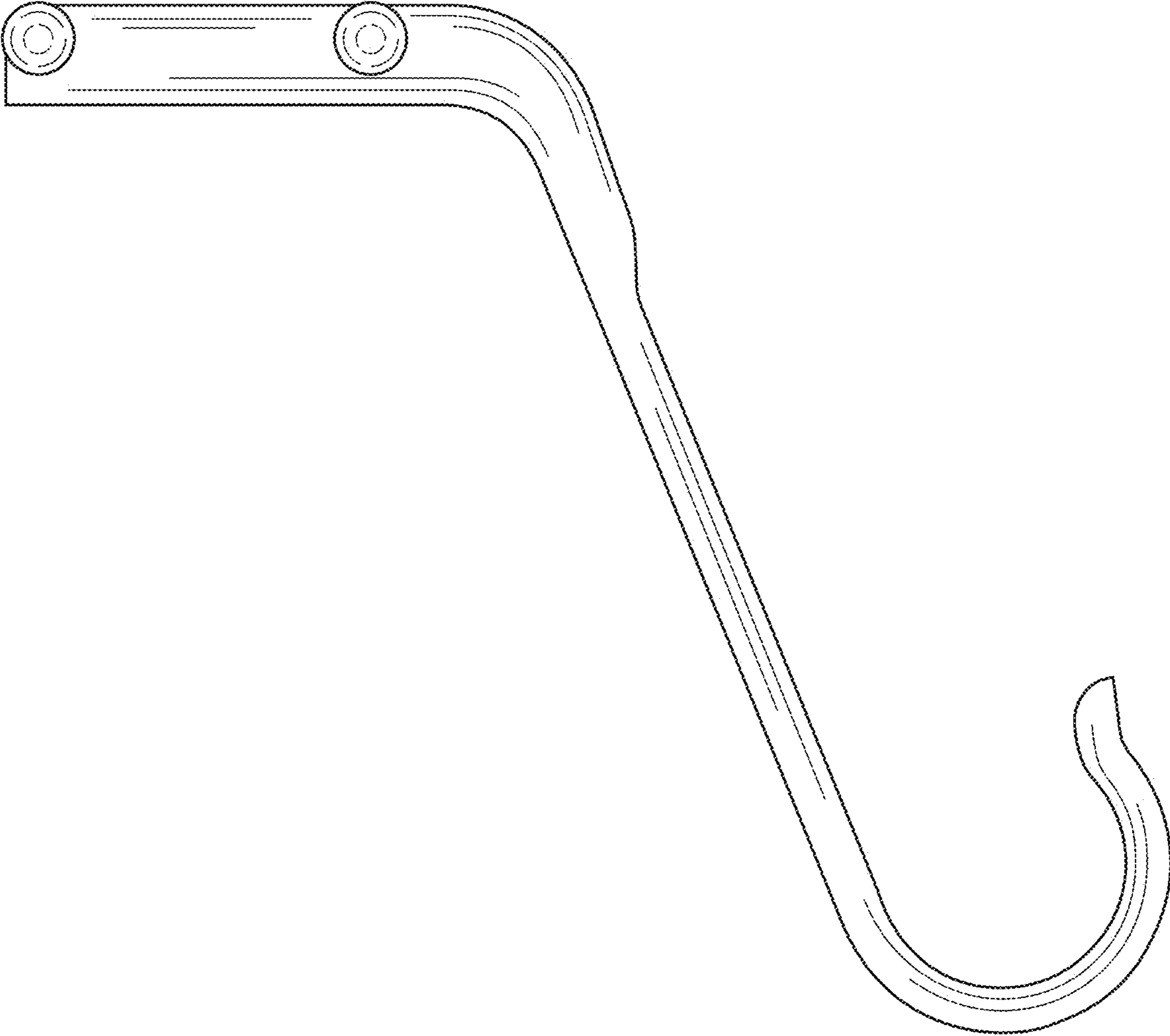


FIG. 3

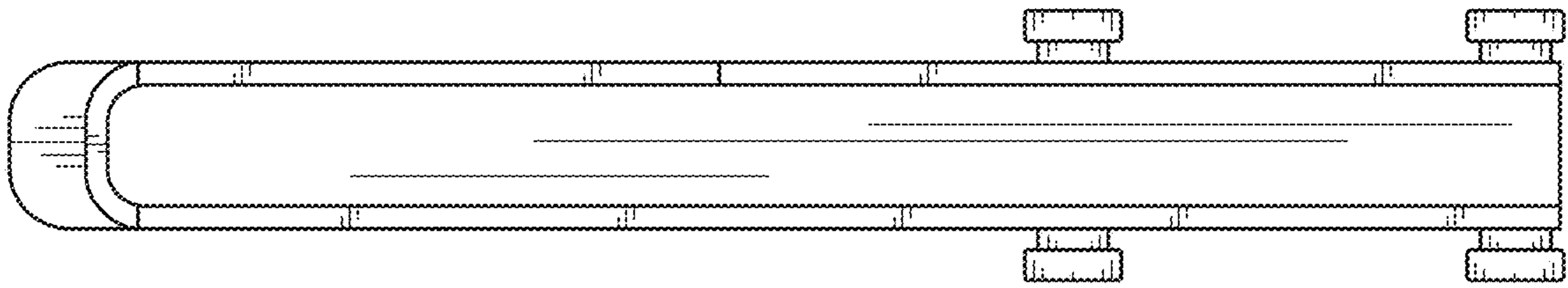


FIG. 4




FIG. 5

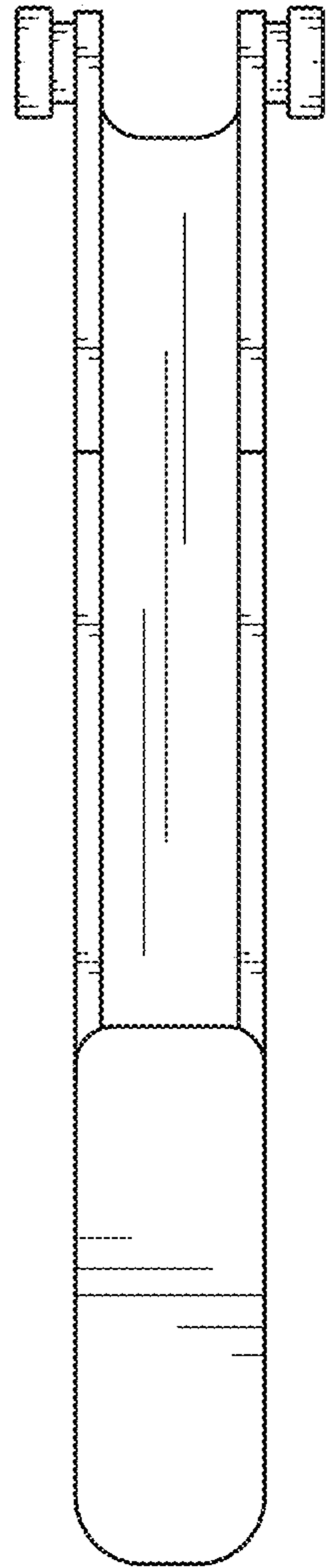


FIG. 6




FIG. 7