



US00D870533S

(12) **United States Design Patent**
Launder

(10) **Patent No.:** **US D870,533 S**

(45) **Date of Patent:** **** Dec. 24, 2019**

(54) **RV CONVERSION HANDLE**

85/12; E05B 85/10; E05B 7/00; E05B 1/0053; E05B 77/265

(71) Applicant: **James H Launder**, Findlay, OH (US)

See application file for complete search history.

(72) Inventor: **James H Launder**, Findlay, OH (US)

(56) **References Cited**

(**) Term: **15 Years**

U.S. PATENT DOCUMENTS

(21) Appl. No.: **29/647,014**

D180,515 S *	6/1957	Graves et al.	D8/338
D336,416 S *	6/1993	Ford	D8/306
D444,855 S *	7/2001	Green	D23/252
D460,530 S *	7/2002	Green	D23/250
D498,718 S *	11/2004	James	D12/179
D615,841 S *	5/2010	Donaldson	D8/308
D666,891 S *	9/2012	Gulseth	D8/308
D684,838 S *	6/2013	Wirtz	D8/302
D690,578 S *	10/2013	Smith	D8/302
2017/0081893 A1 *	3/2017	Evensen	E05F 11/10

(22) Filed: **May 9, 2018**

(51) **LOC (12) Cl.** **08-06**

(52) **U.S. Cl.**

USPC **D8/308**

(58) **Field of Classification Search**

USPC D8/300-302, 307-309, 310, 311, 313, D8/331, 341; D23/250, 252

CPC Y10T 16/44; Y10T 74/20612; Y10T 74/20732; Y10T 16/458; Y10T 16/498; Y10T 16/469; Y10T 16/476; Y10T 74/20744; Y10T 74/20864; Y10T 16/4628; Y10T 74/20642; Y10T 16/473; Y10T 74/20762; Y10T 74/2042; Y10T 74/20828; Y10T 16/459; Y10T 16/4713; Y10T 74/2014; Y10T 16/50; Y10T 74/20438; Y10T 74/20582; Y10T 74/20738; Y10T 16/48; Y10T 74/20618; Y10T 74/20684; Y10T 74/20624; Y10T 74/20468; Y10T 16/61; Y10T 16/4719; Y10T 16/86; Y10S 16/30; Y10S 292/31; Y10S 292/53; Y10S 16/12; Y10S 292/23; Y10S 292/27; Y10S 292/30; Y10S 292/63; E05B 85/16; E05B 1/0015; E05B 77/06; E05B 79/06; E05B 85/18; E05B

* cited by examiner

Primary Examiner — Lauren R Calve

(74) *Attorney, Agent, or Firm* — Jerry Semer

(57) **CLAIM**

I claim the ornamental design for an RV conversion handle, as shown and described.

DESCRIPTION

FIG. 1 is a perspective view of an RV conversion handle; FIG. 2 is a perspective view thereof shown in environmental use;

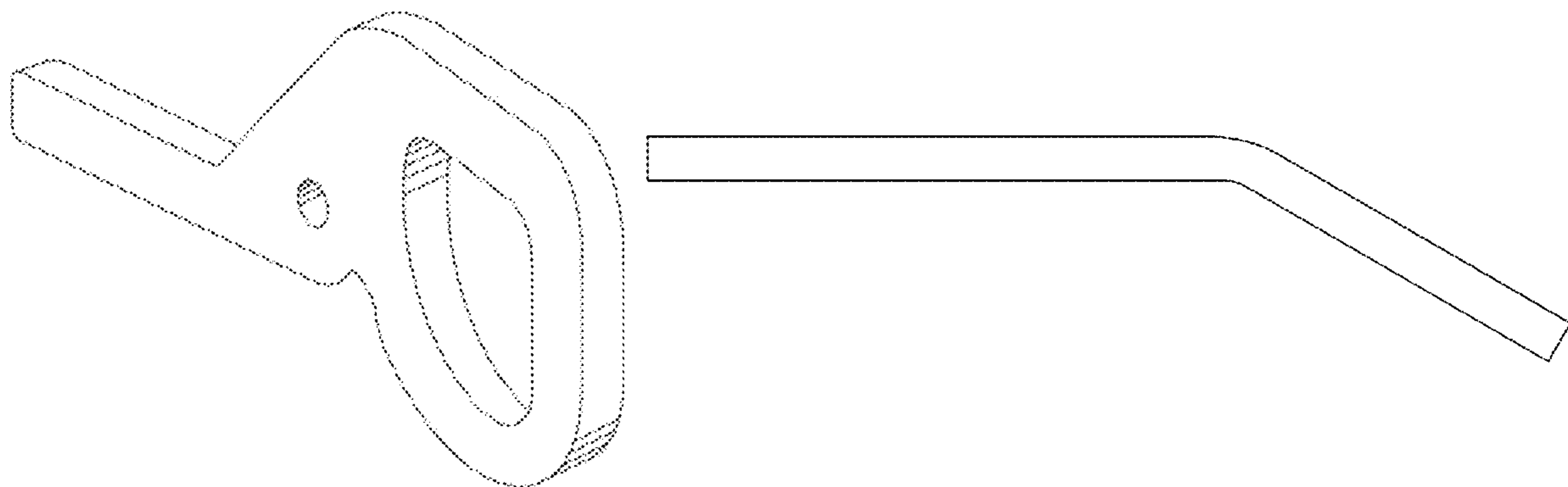
FIG. 3 is a side view of FIG. 1;

FIG. 4 is a front view thereof; and,

FIG. 5 is a top view thereof.

The broken lines are for environmental purposes only and form no part of the claimed design.

1 Claim, 2 Drawing Sheets



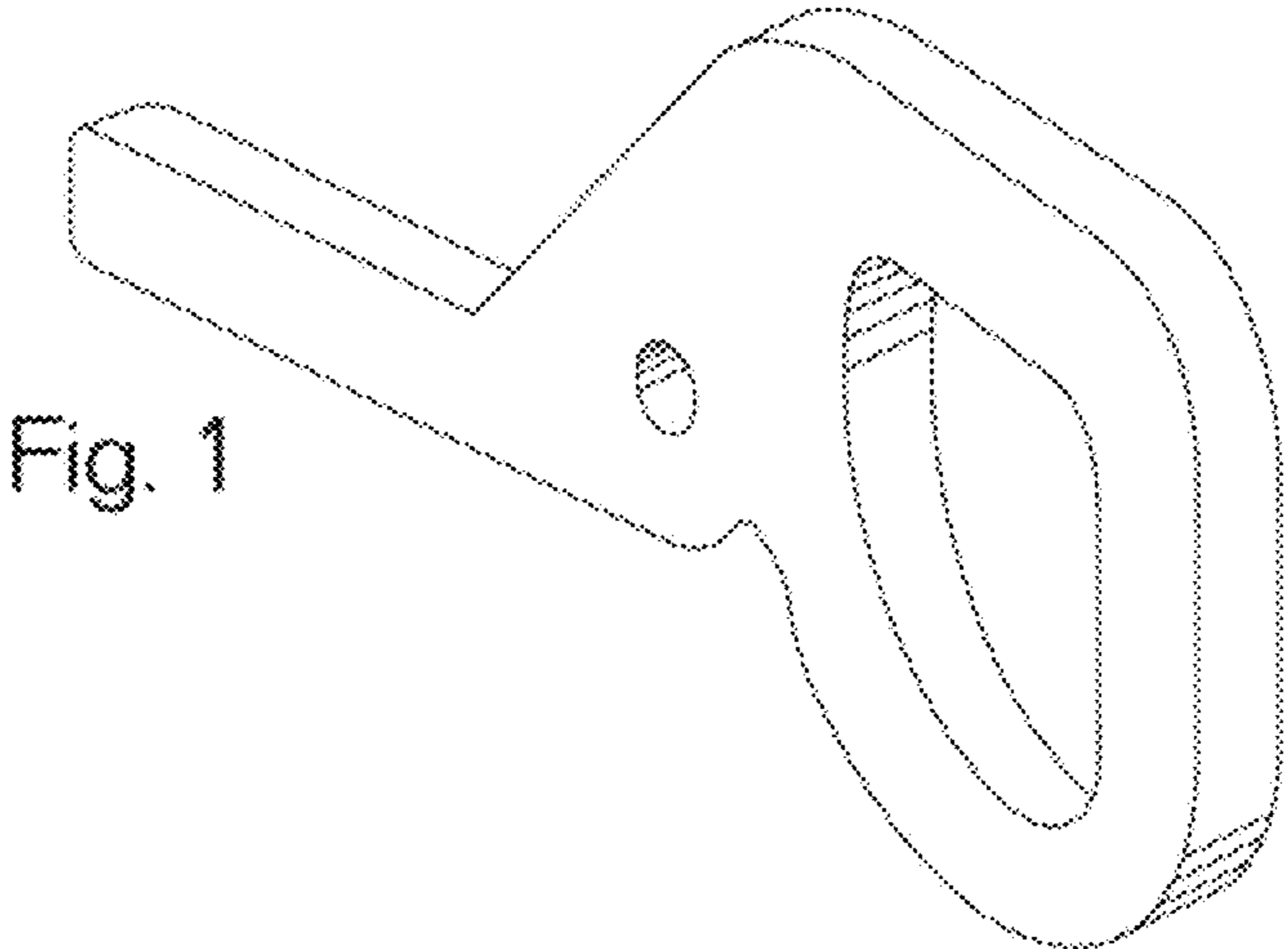


Fig. 1

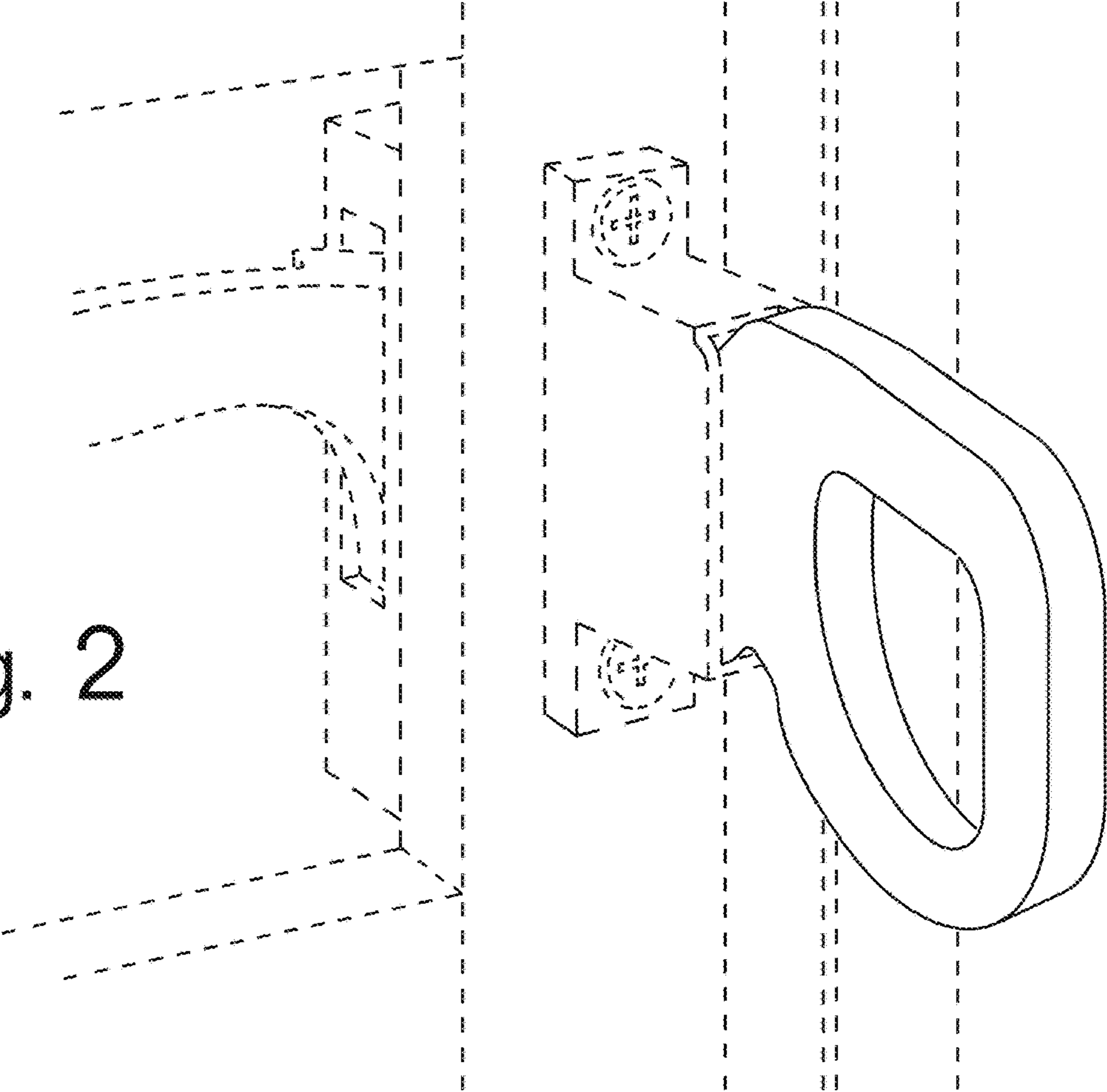


Fig. 2

Fig. 3

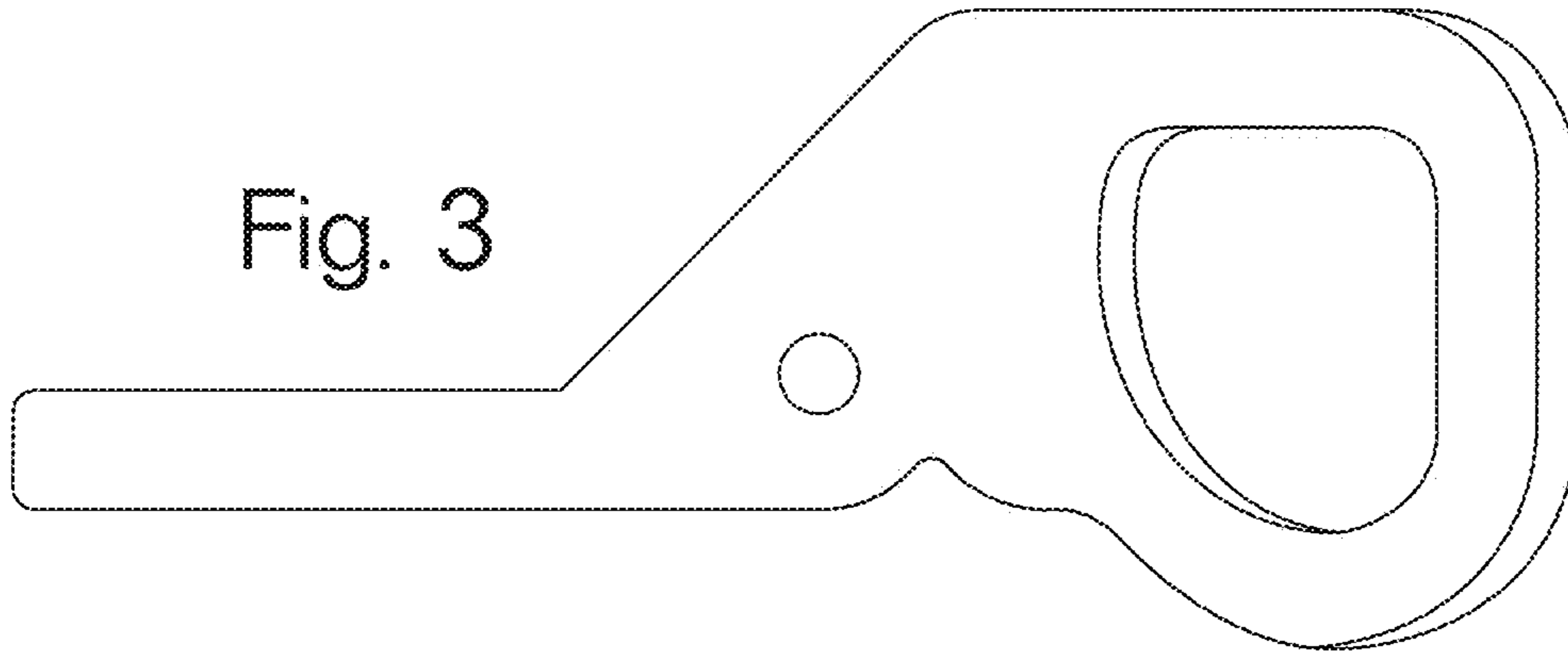


Fig. 4

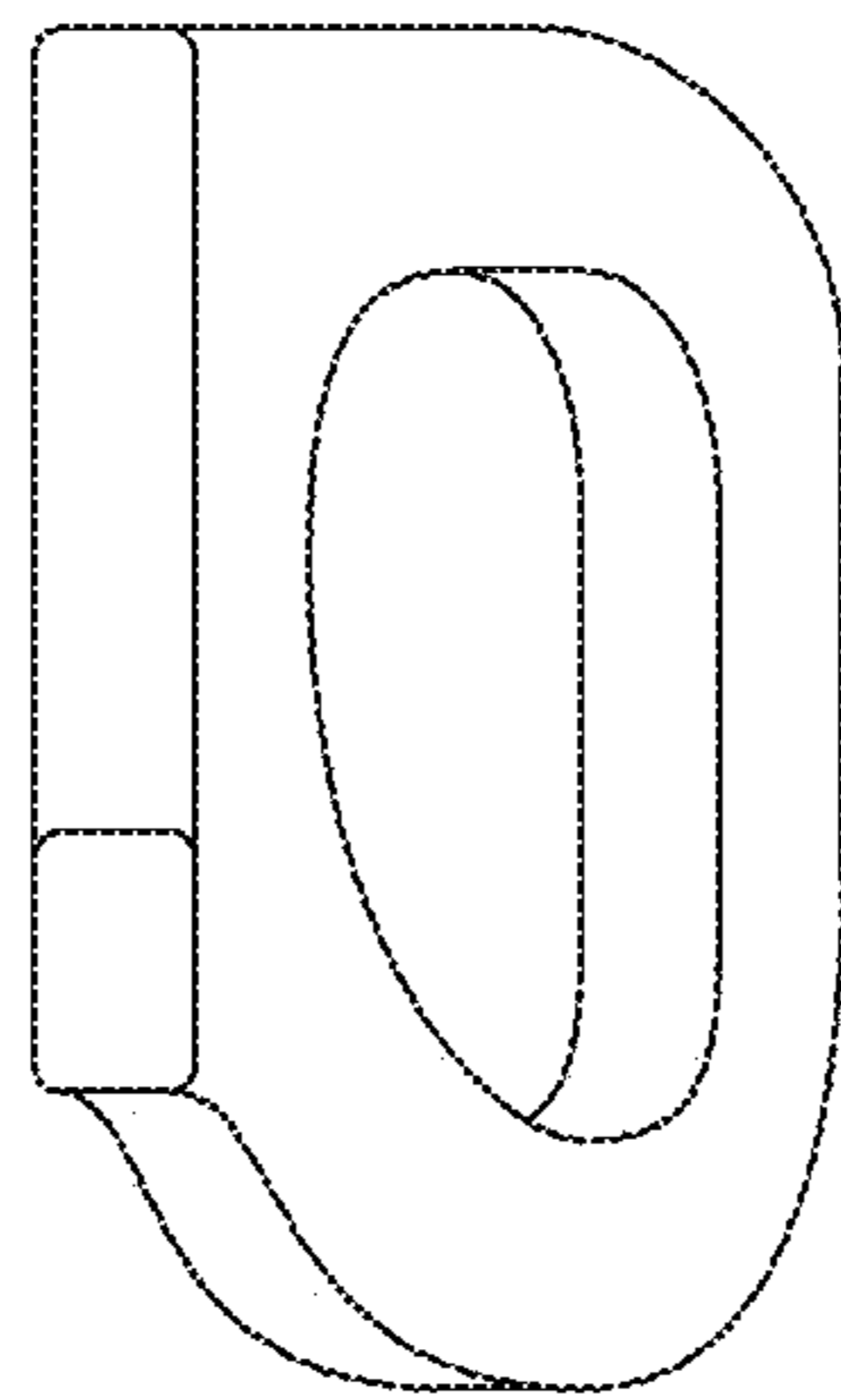


Fig. 5

