

US00D870531S

(12) **United States Design Patent** (10) **Patent No.:** **US D870,531 S**
Hartle et al. (45) **Date of Patent:** **** Dec. 24, 2019**

(54) **BREACHING BAR**
(71) Applicant: **WARWOOD TOOL COMPANY,**
Wheeling, WV (US)
(72) Inventors: **Logan Hartle,** Wheeling, WV (US);
Phillip Carl, Wheeling, WV (US)
(**) Term: **15 Years**
(21) Appl. No.: **29/660,853**
(22) Filed: **Aug. 23, 2018**
(51) **LOC (12) Cl.** **08-05**
(52) **U.S. Cl.**
USPC **D8/89**
(58) **Field of Classification Search**
USPC D8/40, 47, 75, 76, 78, 79, 81, 88, 89,
D8/104, 105
CPC A62B 3/005; B66F 15/00
See application file for complete search history.

(56) **References Cited**
U.S. PATENT DOCUMENTS
D163,385 S * 5/1951 Hawes D8/81
5,165,659 A * 11/1992 L'Heureux A62B 3/005
254/131
D390,082 S * 2/1998 Higgs D8/75
6,367,107 B1 * 4/2002 Corsini A62C 8/00
7/143
6,718,586 B2 * 4/2004 Corsini A62C 8/00
7/143
D499,322 S * 12/2004 Hung D8/75
D572,106 S * 7/2008 Chen D8/81
D577,273 S * 9/2008 Chen D8/81
D577,274 S * 9/2008 Chen D8/81
D577,978 S * 10/2008 Chen D8/81
D596,913 S * 7/2009 Anderson D8/89
D598,726 S * 8/2009 Higgs D8/81
D617,624 S * 6/2010 Tygh D8/105
D626,396 S * 11/2010 Gehman D8/81
D637,058 S * 5/2011 Gehman D8/78

8,117,702 B2 * 2/2012 Woolley B66F 15/00
7/146
D737,650 S * 9/2015 Allen B66F 15/00
D8/105
D738,699 S * 9/2015 Hicks D8/105
D752,940 S * 4/2016 Deng D8/81
D795,668 S * 8/2017 Poulos D8/81
D834,909 S * 12/2018 Poulos D8/78
D835,489 S * 12/2018 Stokes D8/81
D850,881 S * 6/2019 Wang D8/81
D852,018 S * 6/2019 Hung D8/89
2007/0169329 A1 * 7/2007 Phillips A62B 3/00
29/254
2007/0283503 A1 * 12/2007 Ryan A62B 3/00
7/166
2010/0299843 A1 * 12/2010 Dapkins, Jr. B25F 1/00
7/138

(Continued)

FOREIGN PATENT DOCUMENTS

WO WO-2015003177 A3 * 3/2015
WO WO-2017197412 A1 * 11/2017 A45F 5/14

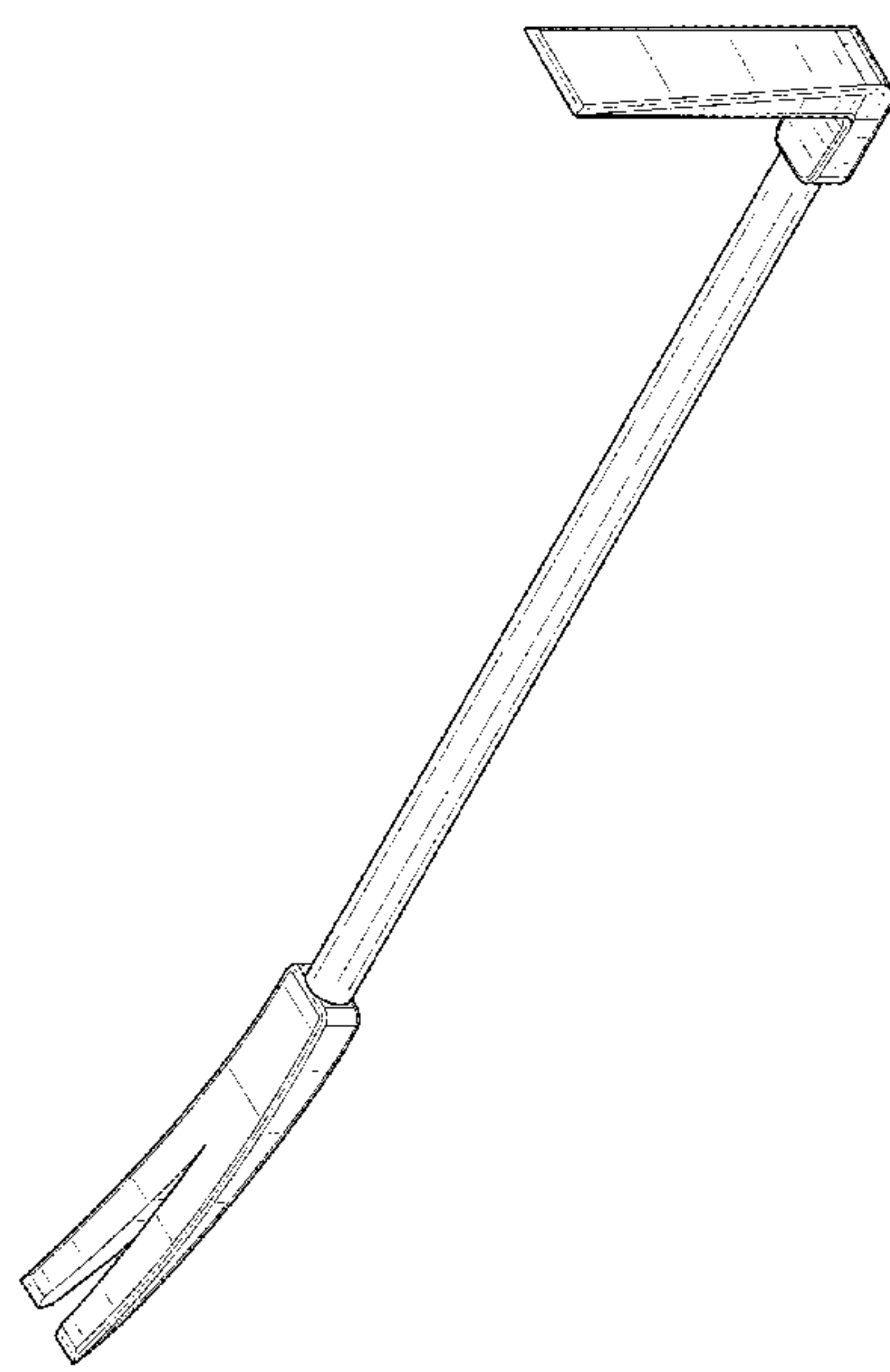
Primary Examiner — Brett Miller
Assistant Examiner — Fritzgerald L Butac
(74) *Attorney, Agent, or Firm* — Dinsmore & Shohl LLP;
Monika L'Orsa Jaensson, Esq.

(57) **CLAIM**
The ornamental design for a breaching bar, as shown and described.

DESCRIPTION

FIG. 1 is a perspective view of a breaching bar;
FIG. 2 is a front view thereof;
FIG. 3 is a back view thereof;
FIG. 4 is a right side view thereof;
FIG. 5 is a left side view thereof;
FIG. 6 is a top view thereof; and,
FIG. 7 is a bottom view thereof.

1 Claim, 6 Drawing Sheets



(56)

References Cited

U.S. PATENT DOCUMENTS

2012/0175574 A1* 7/2012 Liou B25F 1/00
254/129

* cited by examiner

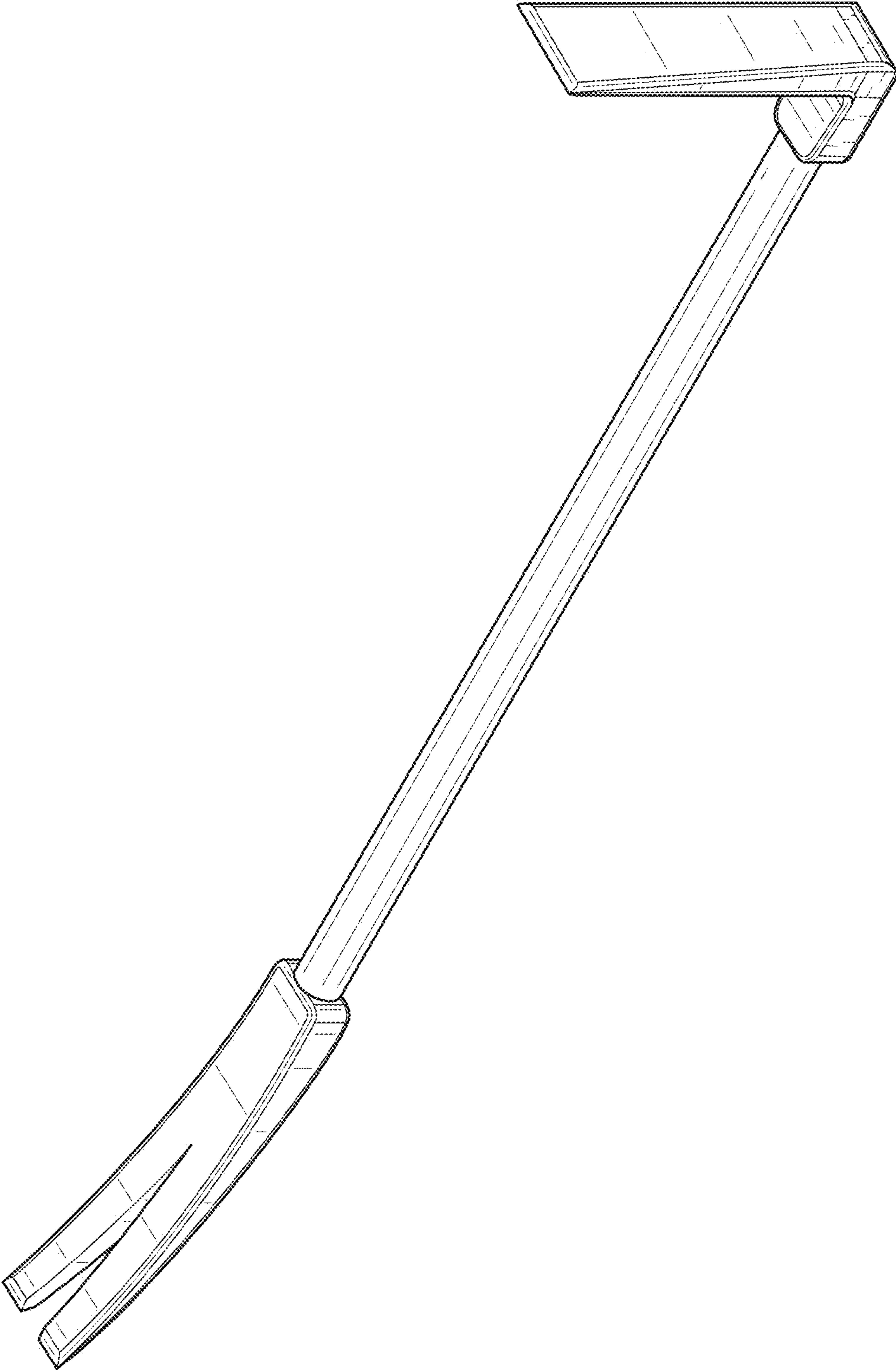


FIG. 1

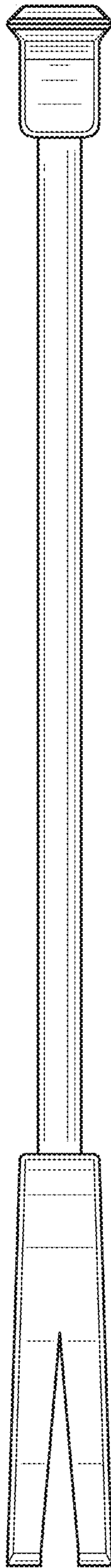


FIG. 2

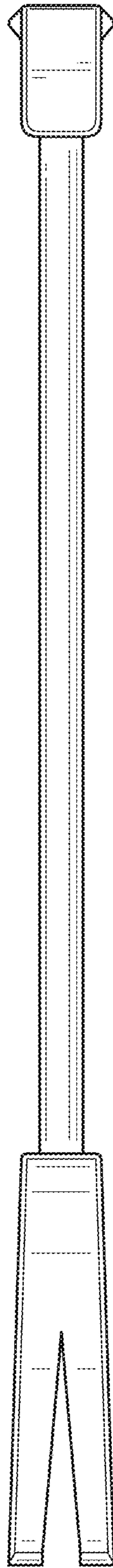


FIG. 3




FIG. 4




FIG. 5

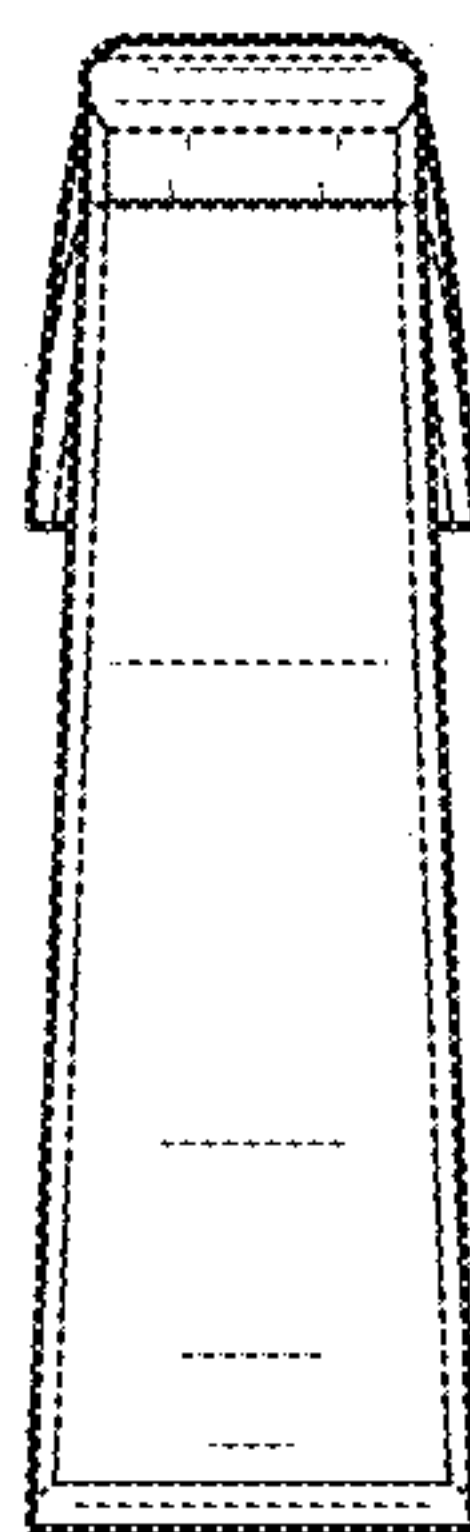


FIG. 6

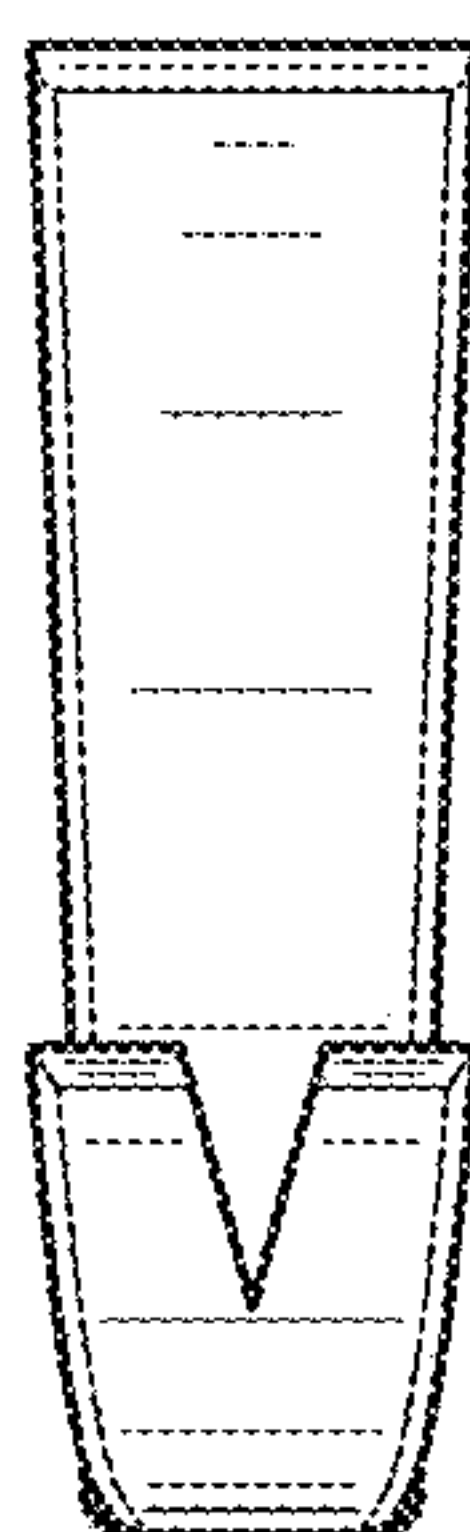


FIG. 7