



US00D870514S

(12) **United States Design Patent** (10) **Patent No.:** **US D870,514 S**  
**Erickson** (45) **Date of Patent:** **\*\* Dec. 24, 2019**

(54) **DORSAL LOWER TORSO AND GLUTEAL ENTERTAINMENT PLATE**  
(71) Applicant: **Hartley Erickson**, Astoria, NY (US)  
(72) Inventor: **Hartley Erickson**, Astoria, NY (US)  
(\*\*) Term: **15 Years**  
(21) Appl. No.: **29/659,145**  
(22) Filed: **Aug. 7, 2018**  
(51) **LOC (12) Cl.** ..... **07-01**  
(52) **U.S. Cl.**  
USPC ..... **D7/506; D7/517; D7/579**  
(58) **Field of Classification Search**  
USPC ..... D7/514, 515, 516, 517, 519, 520, 625,  
D7/702, 573, 564, 567, 569, 556, 551.3,  
D7/544, 507, 506, 606, 551.1, 620, 619.2;  
D9/611, 621  
See application file for complete search history.

(56) **References Cited**  
U.S. PATENT DOCUMENTS  
D152,521 S \* 2/1949 Dean ..... D7/551.3  
D170,010 S \* 7/1953 Donaldson ..... D7/556  
D381,898 S \* 8/1997 Craig ..... D9/621  
D390,779 S \* 2/1998 Walter ..... D11/160  
D589,816 S \* 4/2009 Takahashi ..... D9/621  
D591,559 S \* 5/2009 Groshon ..... D7/516  
D621,661 S \* 8/2010 Levovnik ..... D7/517


D639,671 S \* 6/2011 Valik ..... D9/621  
D664,853 S \* 8/2012 Kipry ..... D28/73  
D733,572 S \* 7/2015 Loucaides ..... D7/302  
D797,569 S \* 9/2017 Martinez ..... D9/621  
D827,391 S \* 9/2018 Summer ..... D7/625  
2014/0076925 A1\* 3/2014 Sodaro ..... B65D 81/365  
222/78

\* cited by examiner  
*Primary Examiner* — Brett Miller  
(74) *Attorney, Agent, or Firm* — Michael J. Feigin, Esq.;  
Feigin and Fridman LLC

(57) **CLAIM**  
The ornamental design for a dorsal lower torso and gluteal entertainment plate, as shown and described.

**DESCRIPTION**  
FIG. 1 is a top and side perspective view of a dorsal lower torso and gluteal entertainment plate showing my new design.  
FIG. 2 is a top plan view thereof.  
FIG. 3 is a bottom plan view thereof.  
FIG. 4 is a side elevation view thereof.  
FIG. 5 is a sectional view taken along section line 5-5 of FIG. 2, the reverse side being a mirror image thereof.  
FIG. 6 is a front view thereof; and,  
FIG. 7 is a rear view thereof.  
The broken lines in the drawing depict environmental subject matter only and form no part of the claimed design.

**1 Claim, 5 Drawing Sheets**






FIG. 1

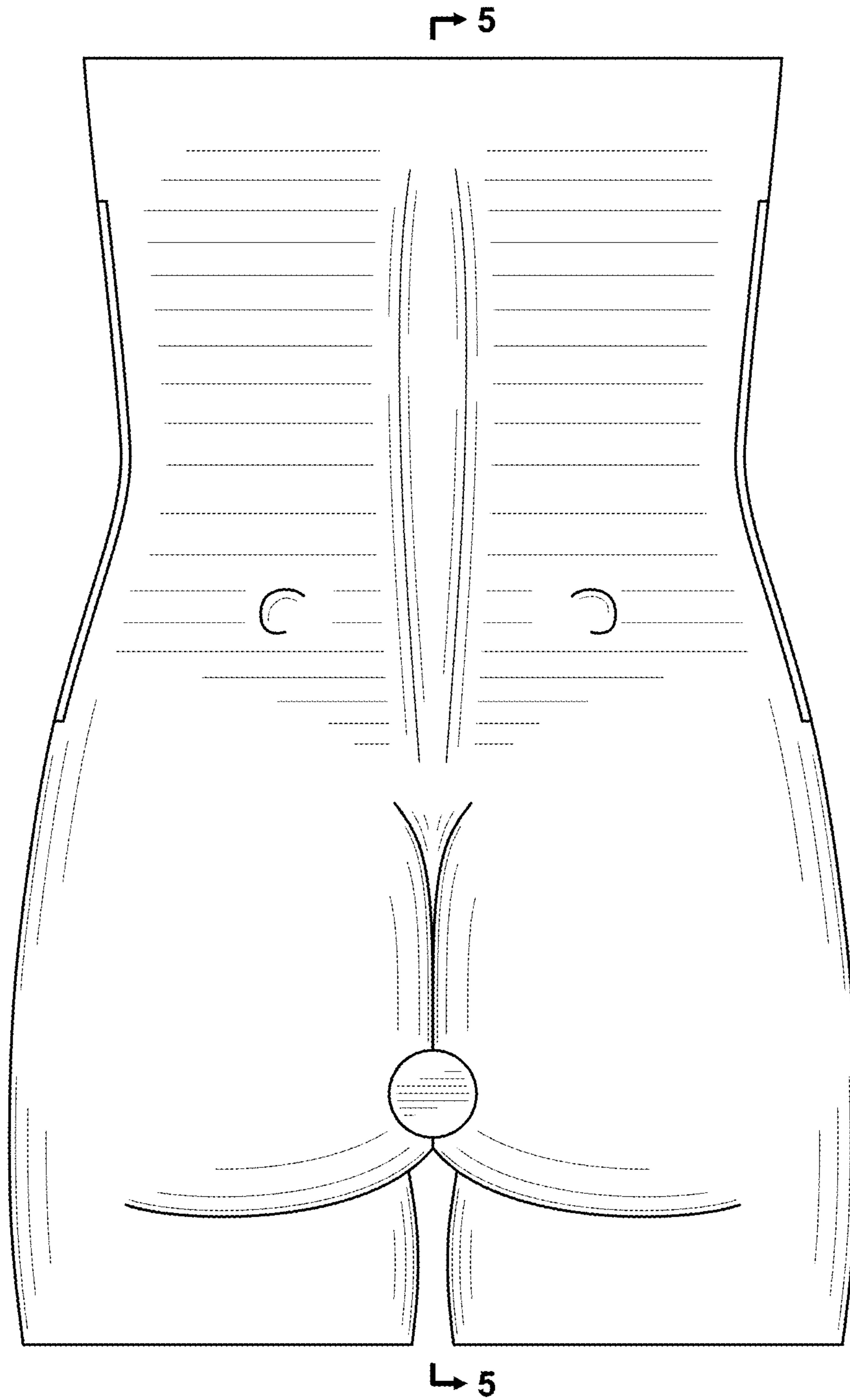


FIG. 2

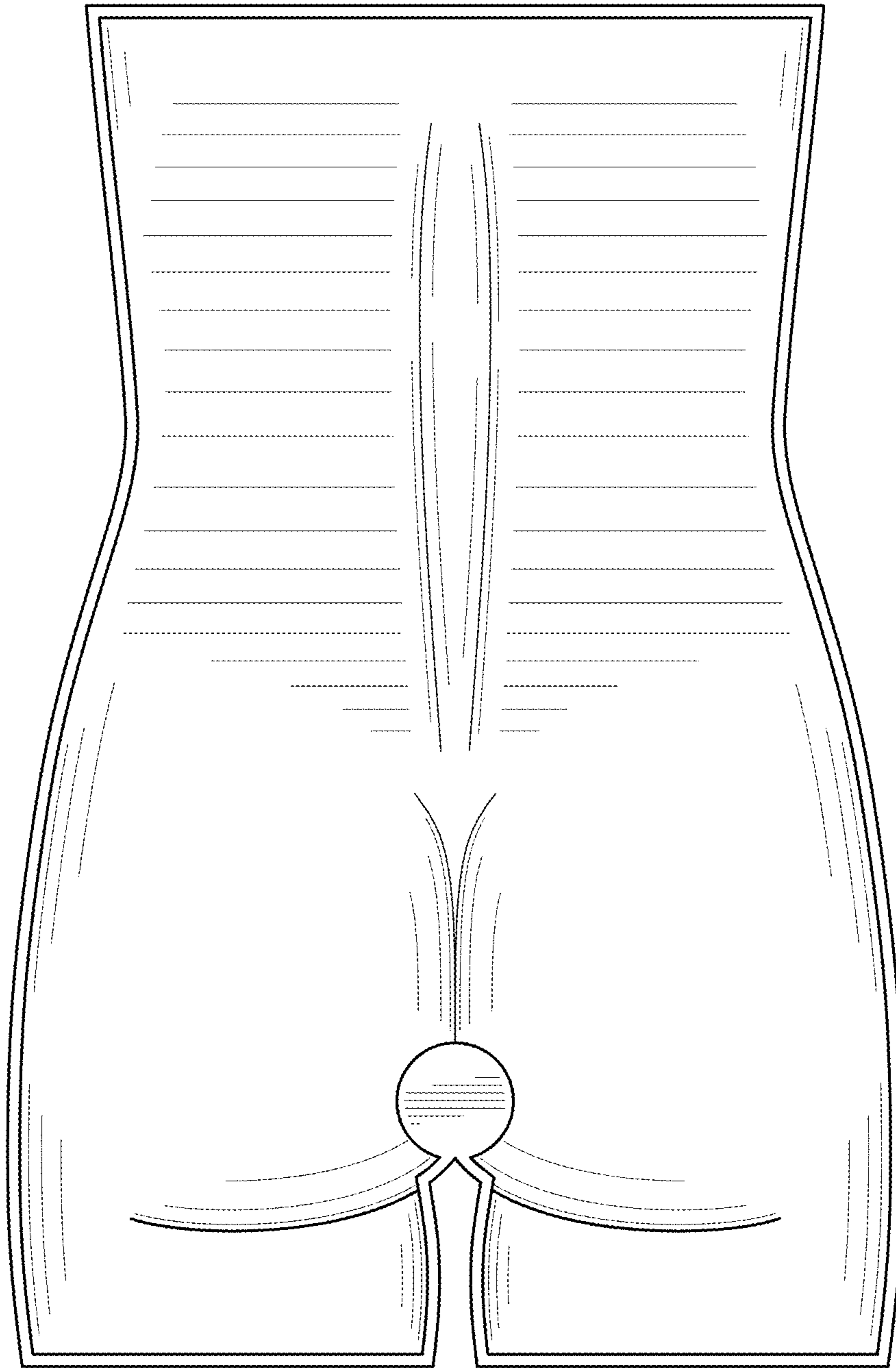


FIG. 3

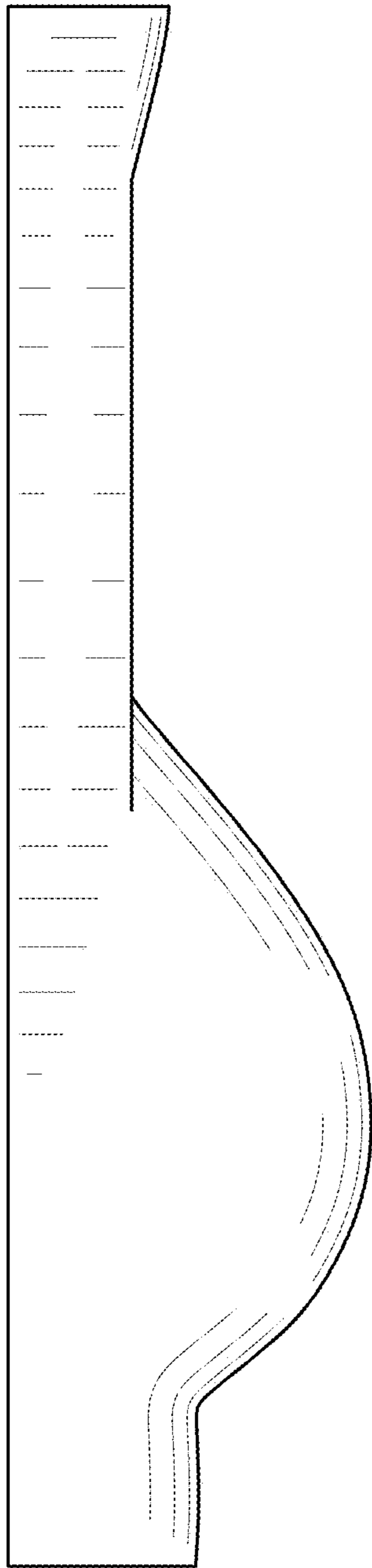


FIG. 4

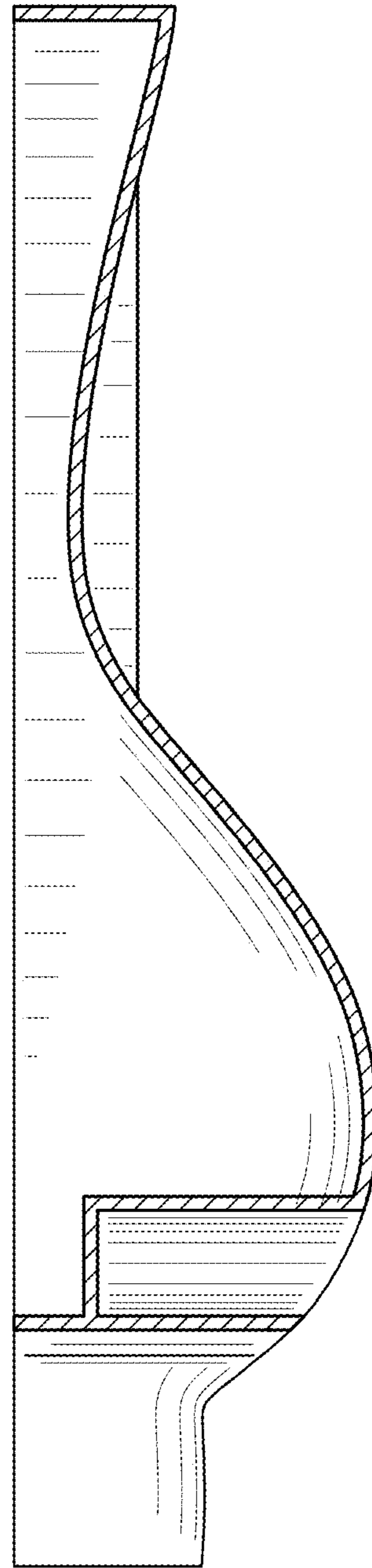


FIG. 5

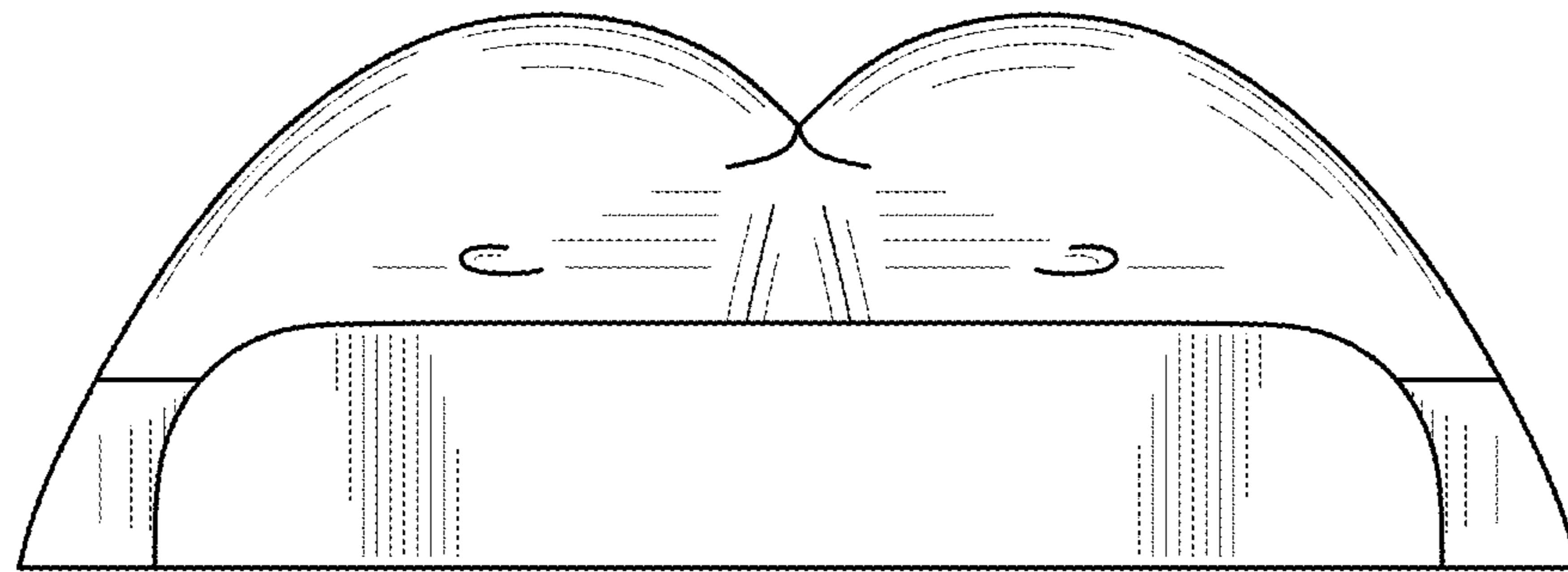


FIG. 6

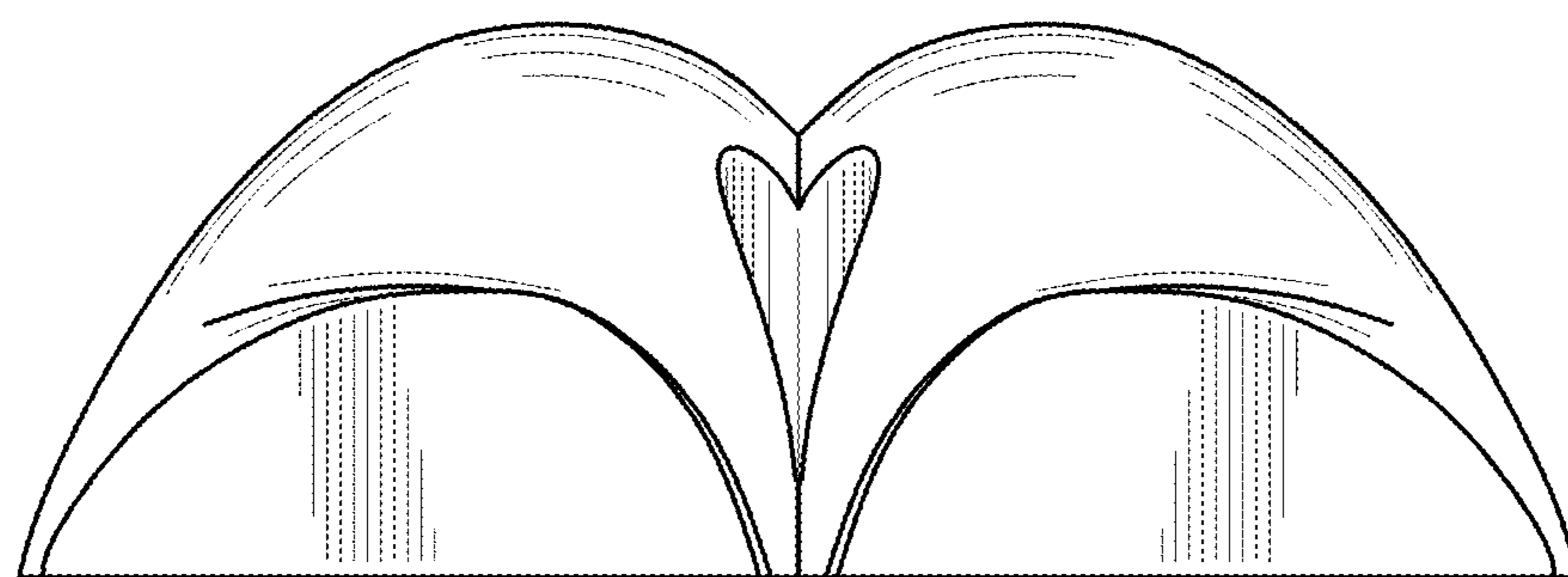


FIG. 7