



US00D870511S

(12) **United States Design Patent**
Yamada

(10) **Patent No.:** **US D870,511 S**

(45) **Date of Patent:** **** *Dec. 24, 2019**

- (54) **COOKING POT RING**
- (71) Applicant: **Alyson Yamada**, San Diego, CA (US)
- (72) Inventor: **Alyson Yamada**, San Diego, CA (US)
- (*) Notice: This patent is subject to a terminal disclaimer.

4,793,324 A * 12/1988 Caferro A21B 1/02
126/369
D318,428 S * 7/1991 Kowk D9/455
6,055,901 A * 5/2000 Gantos A47J 36/18
126/369
D432,356 S * 10/2000 Hoff D7/402
D486,356 S * 2/2004 Hoff D7/409

(Continued)

- (**) Term: **15 Years**
- (21) Appl. No.: **29/555,610**
- (22) Filed: **Feb. 23, 2016**
- (51) **LOC (12) Cl.** **07-99**
- (52) **U.S. Cl.**
USPC **D7/402**
- (58) **Field of Classification Search**
USPC D7/402, 403, 323, 339, 347, 354, 361,
D7/362, 368, 667, 668, 669, 674, 677,
D7/688, 690, 692, 695, 369, 387, 388,
D7/396.6, 407, 213, 409, 416, 332, 357,
D7/358, 359, 360; D23/269, 262,
D23/351-359; D25/48.2, 122, 164;
D21/789, 791, 792; D11/3, 4, 26, 39,
D11/27-38
CPC A21B 1/48; A44C 9/00; A44C 9/0007;
A44C 9/0015; A44C 9/0023; A44C
9/003; A44C 9/0038; A44C 9/0046; A44C
9/0053; A44C 9/0061; A44C 9/0069;
A44C 9/0076; A44C 9/0084; A44C
9/0092; A44C 9/02
See application file for complete search history.

- (56) **References Cited**
U.S. PATENT DOCUMENTS
2,077,868 A * 4/1937 Adams A47J 43/20
126/299 C
2,651,044 A * 9/1953 Stankiewicz A42B 1/066
2/171
4,197,832 A * 4/1980 Thomas A21B 3/13
126/390.1

OTHER PUBLICATIONS

Amazon.com_ Genuine Instant Pot Sealing, [online], [site visited Oct. 24, 2017]. Available from Internet, URL:https://www.amazon.com/Genuine-Instant-Pot-Sealing-Clear/dp/B008FUUQJW.*

(Continued)

Primary Examiner — Michael C Stout
Assistant Examiner — Katrina N Gonzalez
(74) *Attorney, Agent, or Firm* — Donn K. Harms

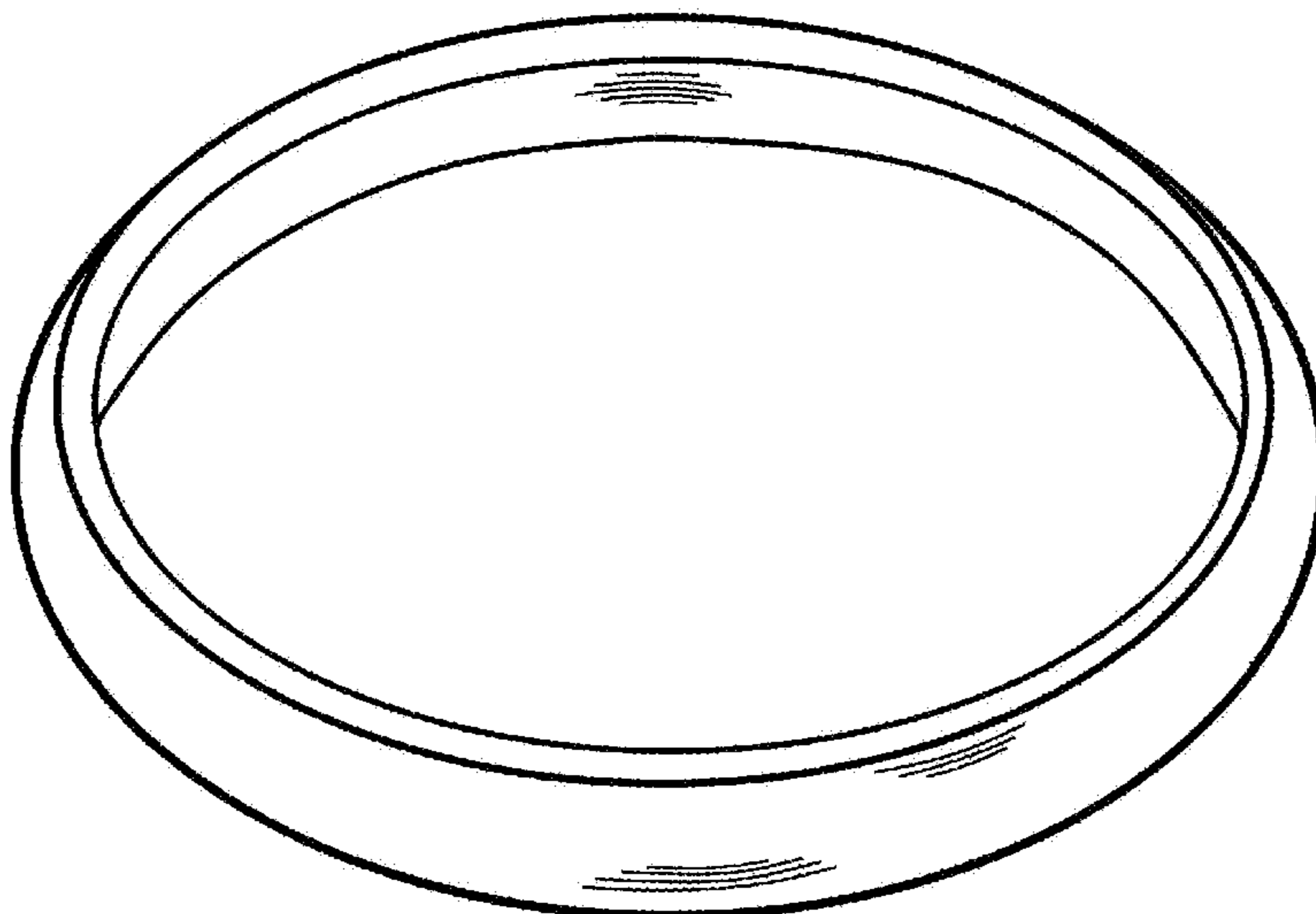
(57) **CLAIM**

The ornamental design for a cooking pot ring, as shown and described.

DESCRIPTION

FIG. 1 is a perspective view a cooking pot ring;
FIG. 2 is a perspective view of the cooking pot ring thereof, shown in a position of use;
FIG. 3 is a first side view of the cooking pot ring of FIG. 1, the second side view being a mirror image thereof;
FIG. 4 is a first end view of the cooking pot ring of FIG. 1, the second end view being a mirror image thereof;
FIG. 5 is a top view of the cooking pot ring of FIG. 1; and,
FIG. 6 is a bottom view of the cooking pot ring of FIG. 1.
The present application is directed to the design illustrated in the drawings and described in the specification. The broken lines are shown for the purpose of illustrating environmental subject matter that form no part of the claimed design.

1 Claim, 3 Drawing Sheets



(56)

References Cited

U.S. PATENT DOCUMENTS

D542,091	S	*	5/2007	Hoff	D7/409
D545,124	S	*	6/2007	Hawkins	D7/409
D559,993	S	*	1/2008	Nagakubo	D24/232
D559,994	S	*	1/2008	Nagakubo	D24/232
D633,991	S	*	3/2011	Nakagawa	D23/269
D652,675	S	*	1/2012	Miller	D7/402
D655,797	S	*	3/2012	Muramatsu	D23/269
D667,561	S	*	9/2012	Bedingham	D24/216
D668,985	S	*	10/2012	Huynh	D11/26
D729,567	S	*	5/2015	Haas	D7/368
D749,888	S	*	2/2016	Magistro	D7/354
D749,889	S	*	2/2016	Magistro	D7/354
D749,904	S	*	2/2016	Campbell	D7/407
D780,870	S	*	3/2017	Hamilton	A63B 57/40 D21/791
D824,275	S	*	7/2018	Sivriere	D11/35
D828,524	S	*	9/2018	Sugatani	D23/269

OTHER PUBLICATIONS

GE 8_ Drip Pan Ring Package of 6 _ HD Supply, [online], [site visited Oct. 24, 2017]. Available from Internet, URL:<https://hdsupplysolutions.com/shop/p/ge-8-drip-pan-ring-package-of-6-p229150>.*

* cited by examiner

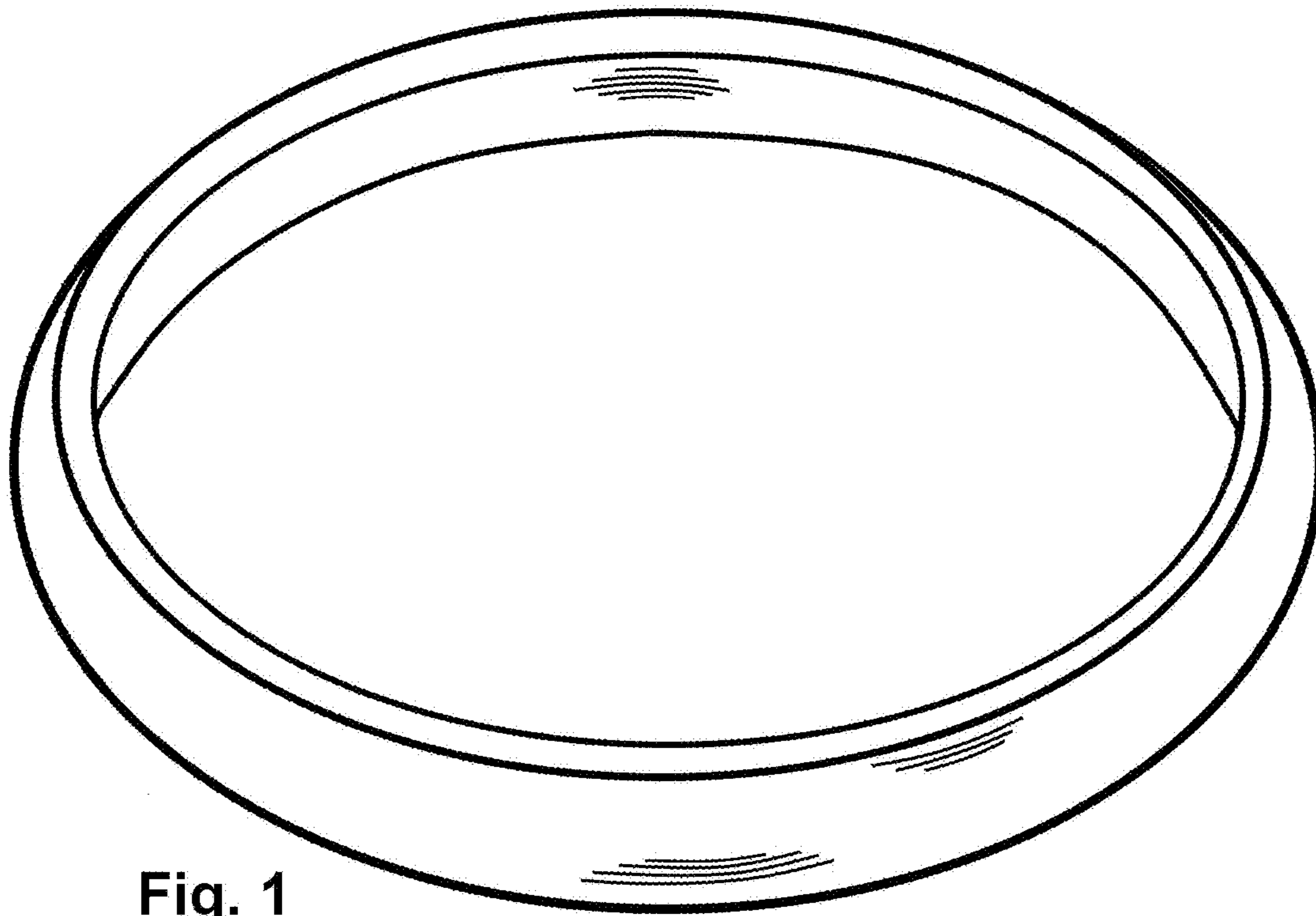


Fig. 1

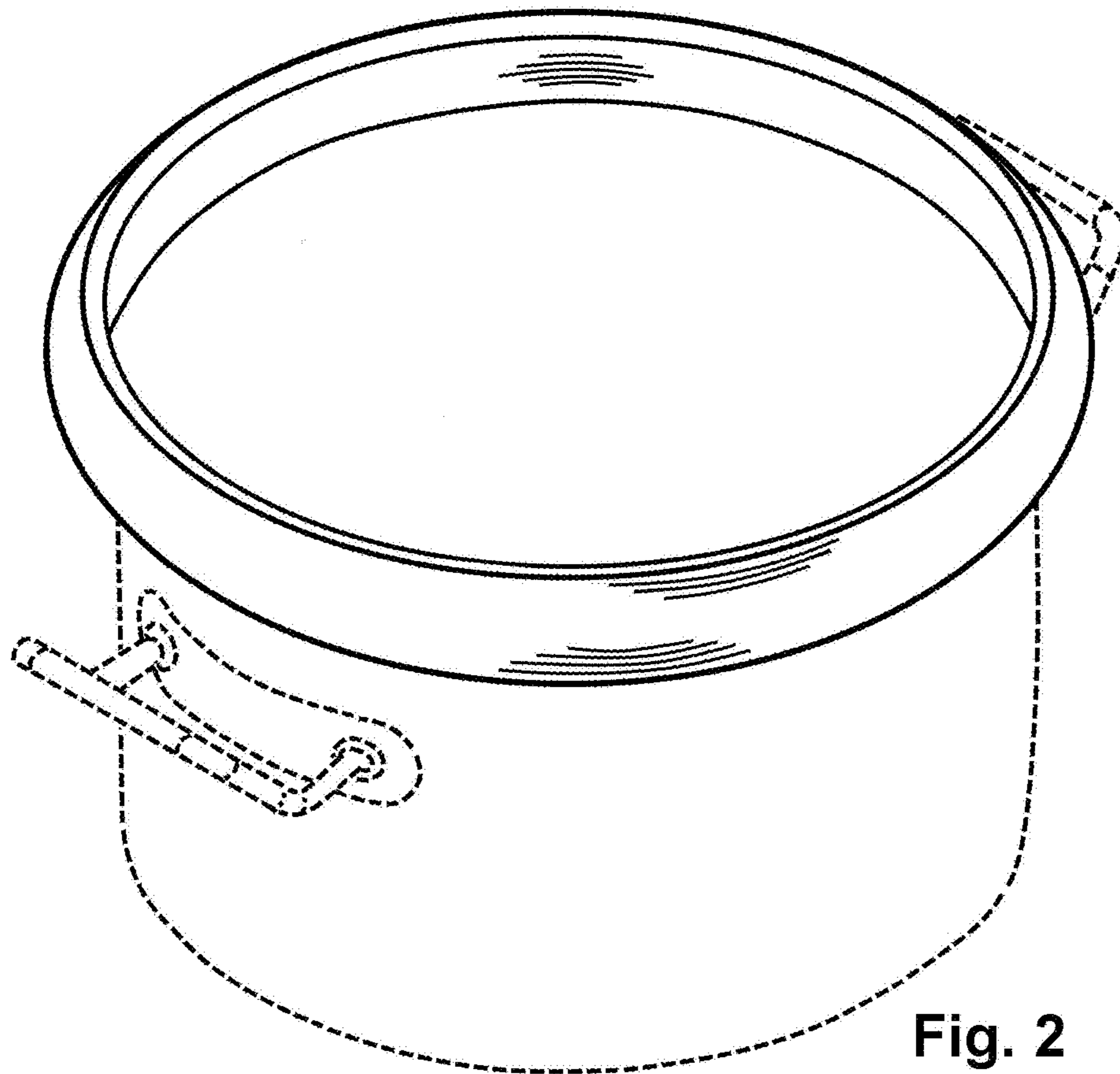


Fig. 2



Fig. 3



Fig. 4

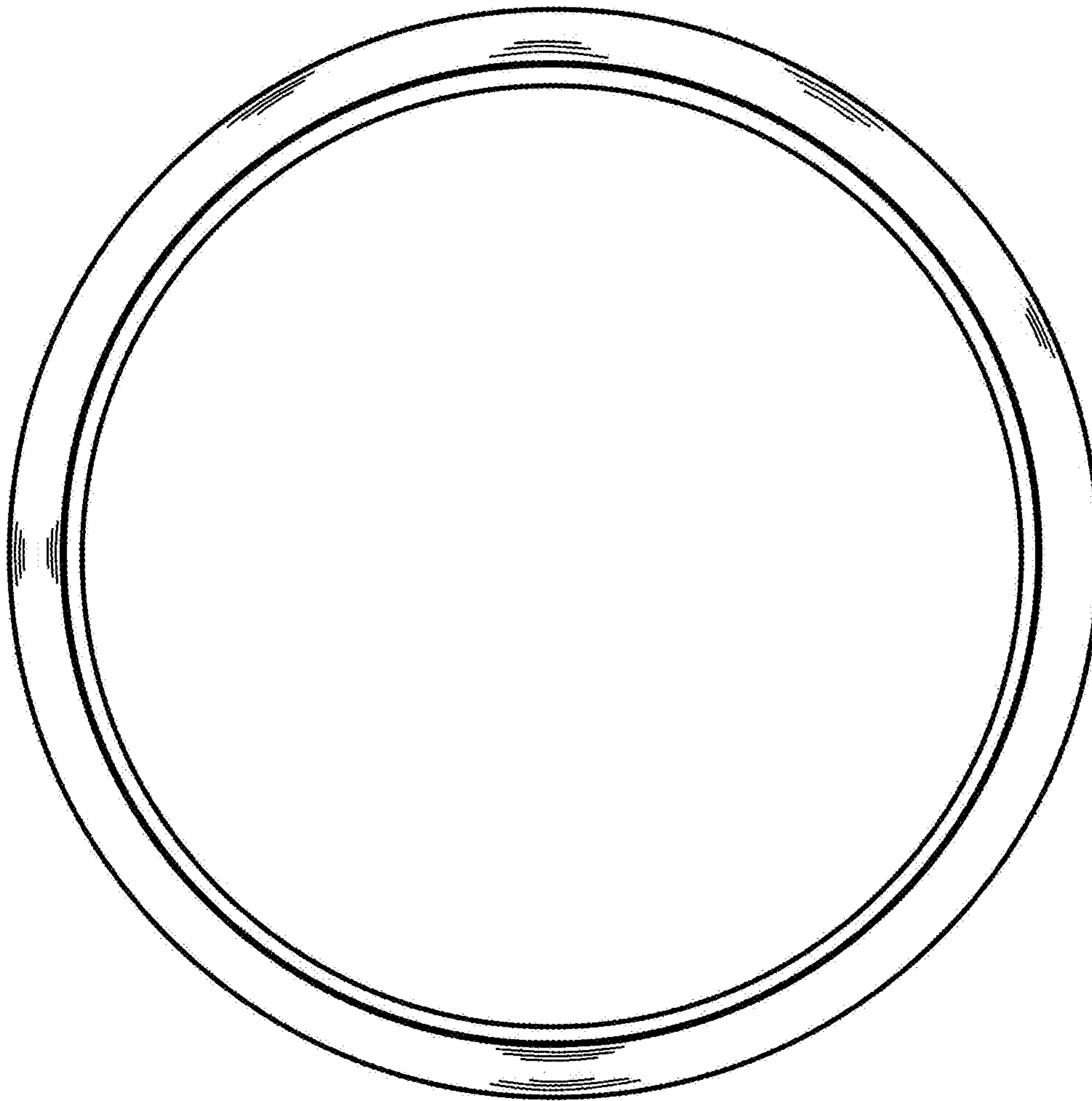


Fig. 5

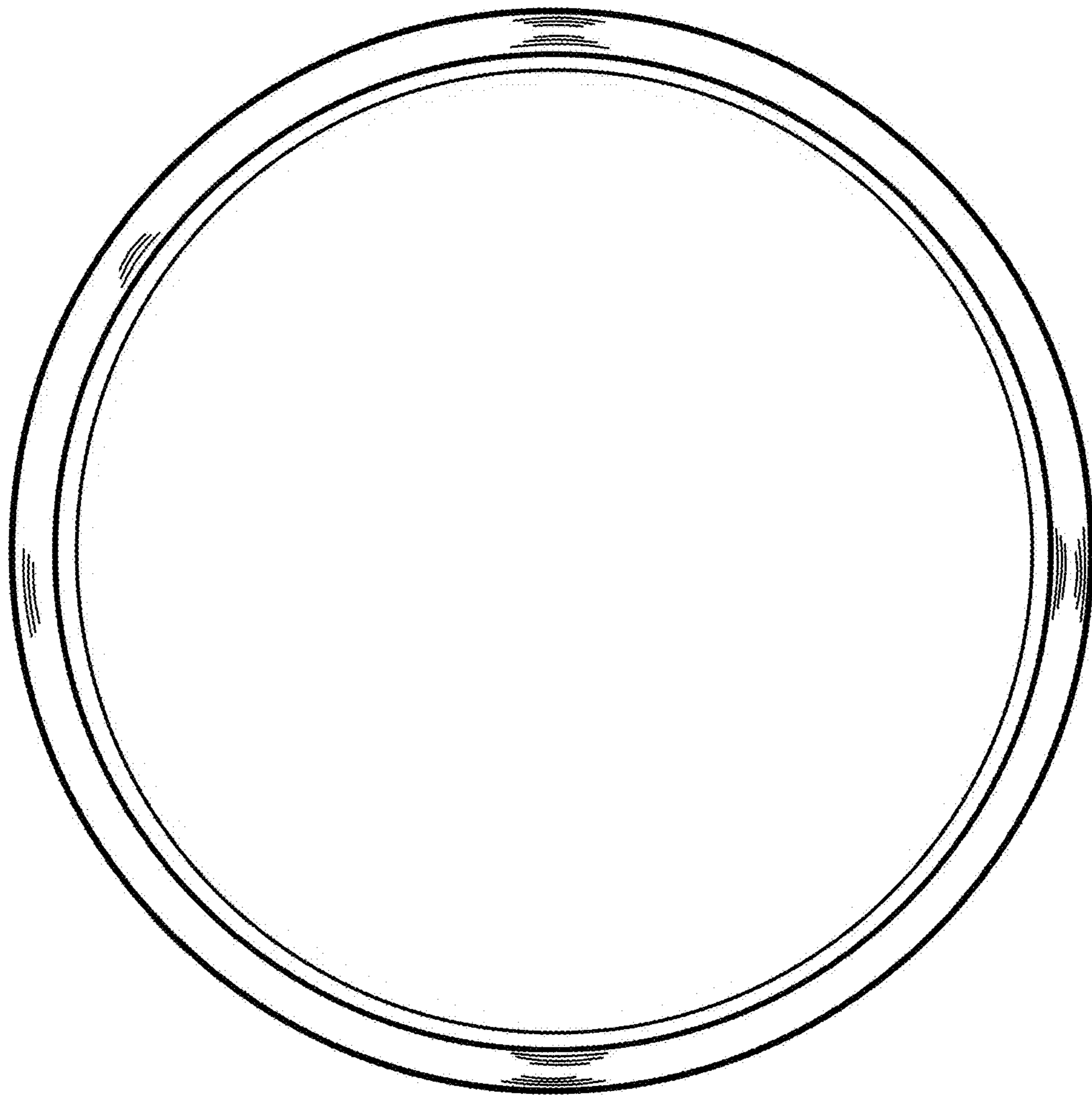


Fig. 6