



US00D870501S

(12) **United States Design Patent** (10) **Patent No.:** **US D870,501 S**  
**Jiang** (45) **Date of Patent:** **\*\* Dec. 24, 2019**

(54) **SUPPORTING LEG ASSEMBLY**  
(71) Applicant: **HUI ZHOU J AND C**  
**INTELLIGENT FURNISHINGS**  
**TECHNOLOGY CO., LTD.**, Huizhou  
(CN)  
(72) Inventor: **Rongshan Jiang**, Huizhou (CN)  
(73) Assignee: **HUI ZHOU J AND C**  
**INTELLIGENT FURNISHINGS**  
**TECHNOLOGY CO., LTD.**, Huizhou  
(CN)

D200,413 S \* 2/1965 Pearsall ..... D6/708  
D215,735 S \* 10/1969 Melvin ..... D6/696.7  
D563,123 S \* 3/2008 Muller ..... D6/708  
D627,993 S \* 11/2010 Peart ..... D6/708  
D662,730 S \* 7/2012 Villiers ..... D6/692  
D693,160 S \* 11/2013 Baylar ..... D6/708  
D697,743 S \* 1/2014 Thull ..... D6/691  
D729,557 S \* 5/2015 Jiang ..... D6/691

\* cited by examiner

*Primary Examiner* — Mary Ann Calabrese  
(74) *Attorney, Agent, or Firm* — Hemisphere Law, PLLC;  
Zhigang Ma

(\*\*) Term: **15 Years**

(57) **CLAIM**

(21) Appl. No.: **29/633,403**

The ornamental design for a supporting leg assembly, as shown and described.

(22) Filed: **Jan. 13, 2018**

**DESCRIPTION**

(51) **LOC (12) Cl.** ..... **06-06**

(52) **U.S. Cl.**  
USPC ..... **D6/709.22; D6/708**

(58) **Field of Classification Search**  
USPC ..... D6/685, 691, 692, 696, 702, 708, 709,  
D6/709.16, 709.22  
CPC ..... A47B 13/00; A47B 13/02; A47B 91/00;  
A47B 2200/0011; A47B 2200/002  
See application file for complete search history.

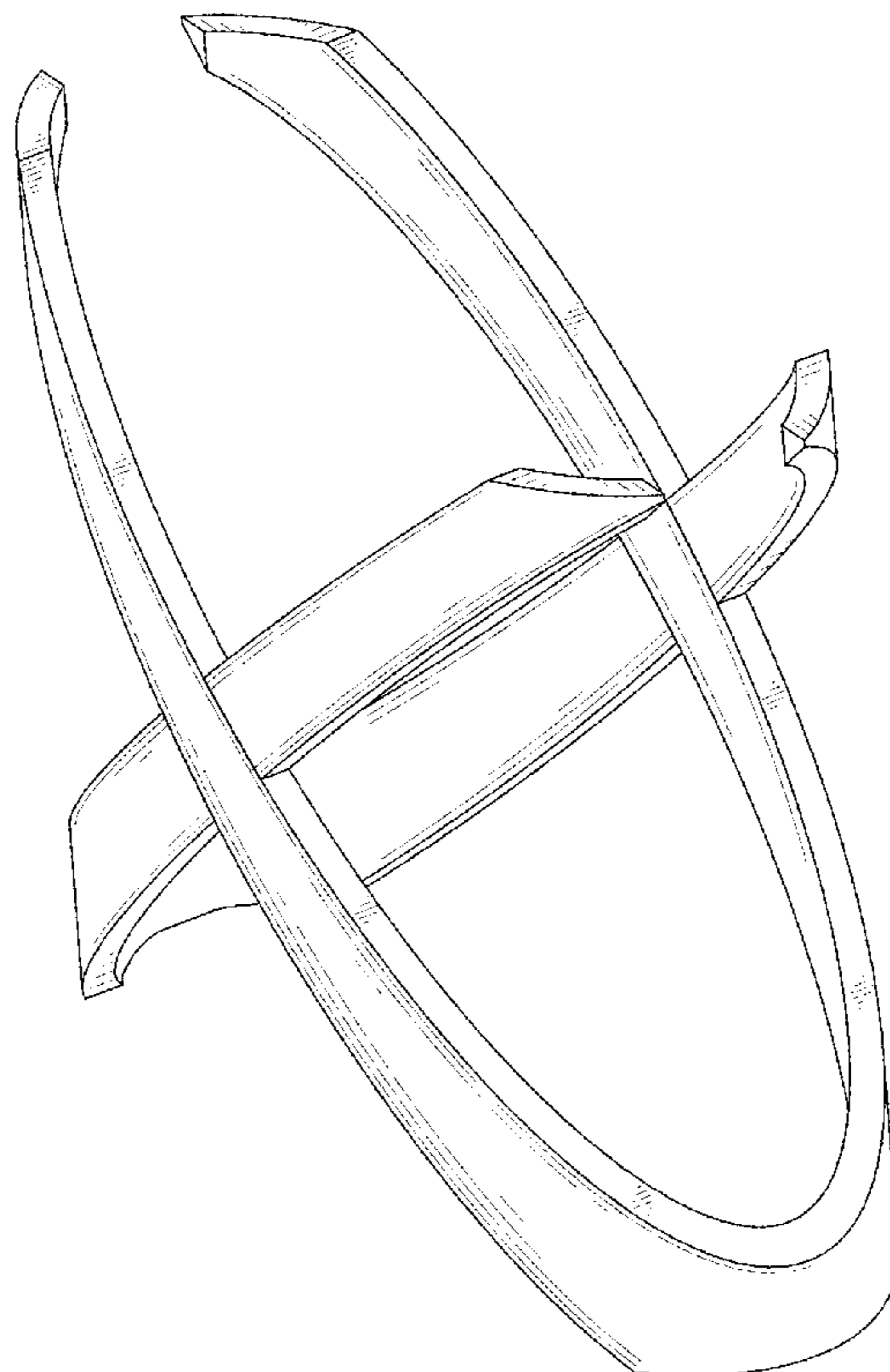
FIG. 1 is a front perspective view of a supporting leg assembly showing my new design;  
FIG. 2 is a front elevational view thereof;  
FIG. 3 is a side elevational view thereof;  
FIG. 4 is a top plan view thereof;  
FIG. 5 is a bottom plan view thereof; and,  
FIG. 6 is a perspective view of the supporting leg assembly installed with a table and a substrate in use.  
The broken lines immediately adjacent to claim as shown in the drawings represent the boundaries of the claimed design and form no part thereof. All other broken lines are directed to environment and form no part of the claimed design.

(56) **References Cited**

**U.S. PATENT DOCUMENTS**

D114,758 S \* 5/1939 Haptman ..... D6/691.1  
D197,722 S \* 3/1964 Crawford ..... D6/692

**1 Claim, 6 Drawing Sheets**



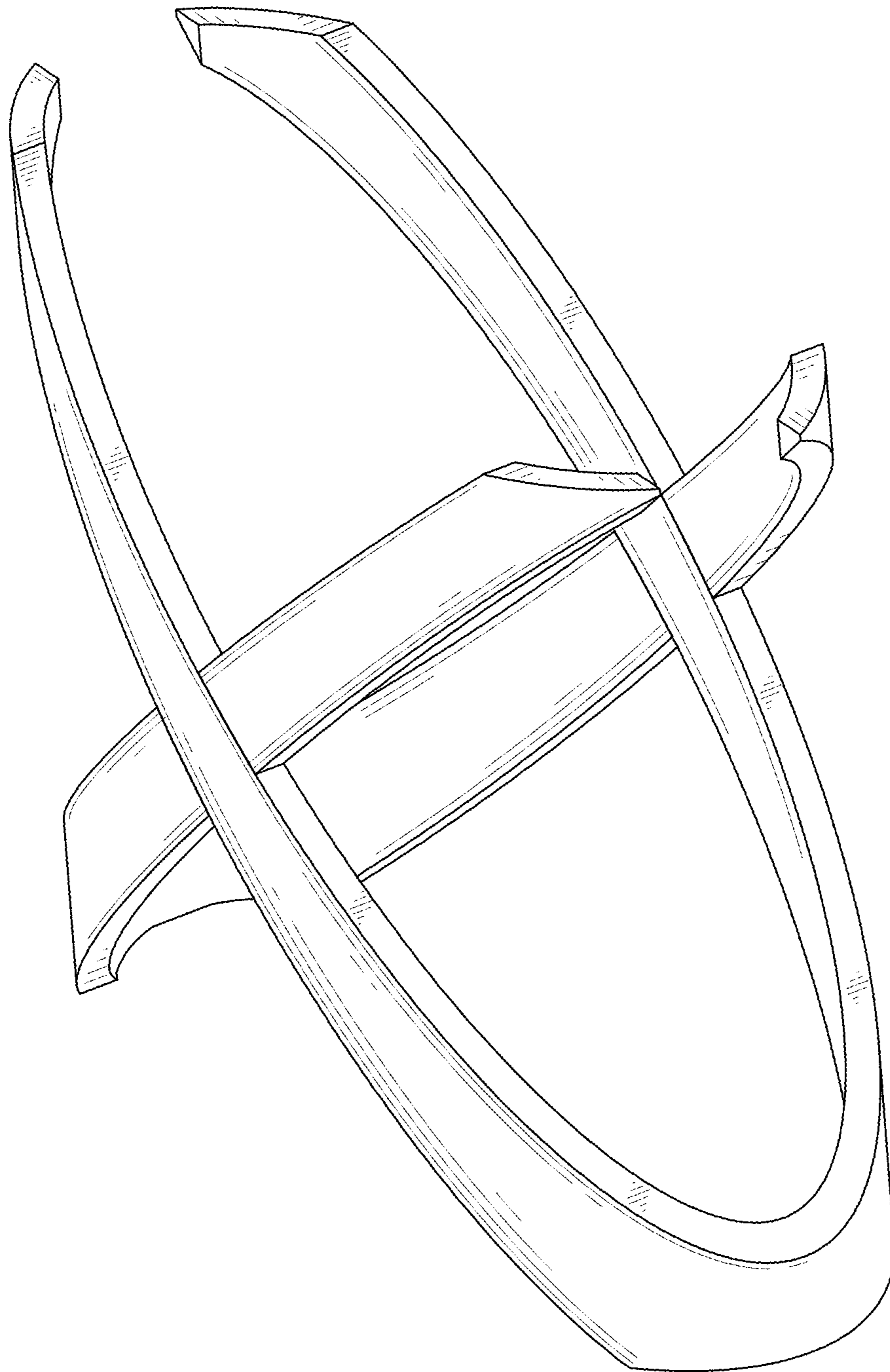


FIG. 1

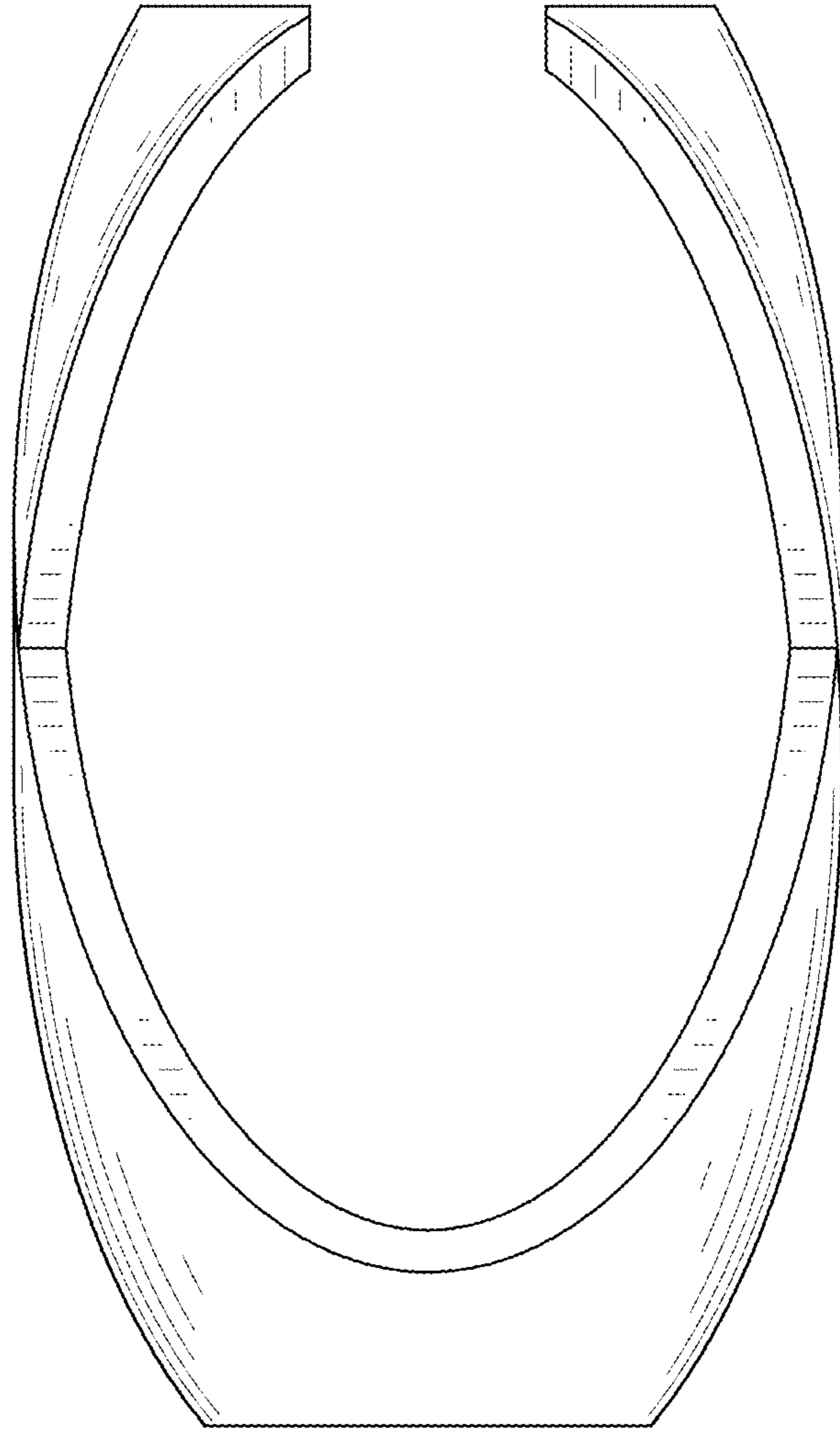


FIG. 2




FIG. 3

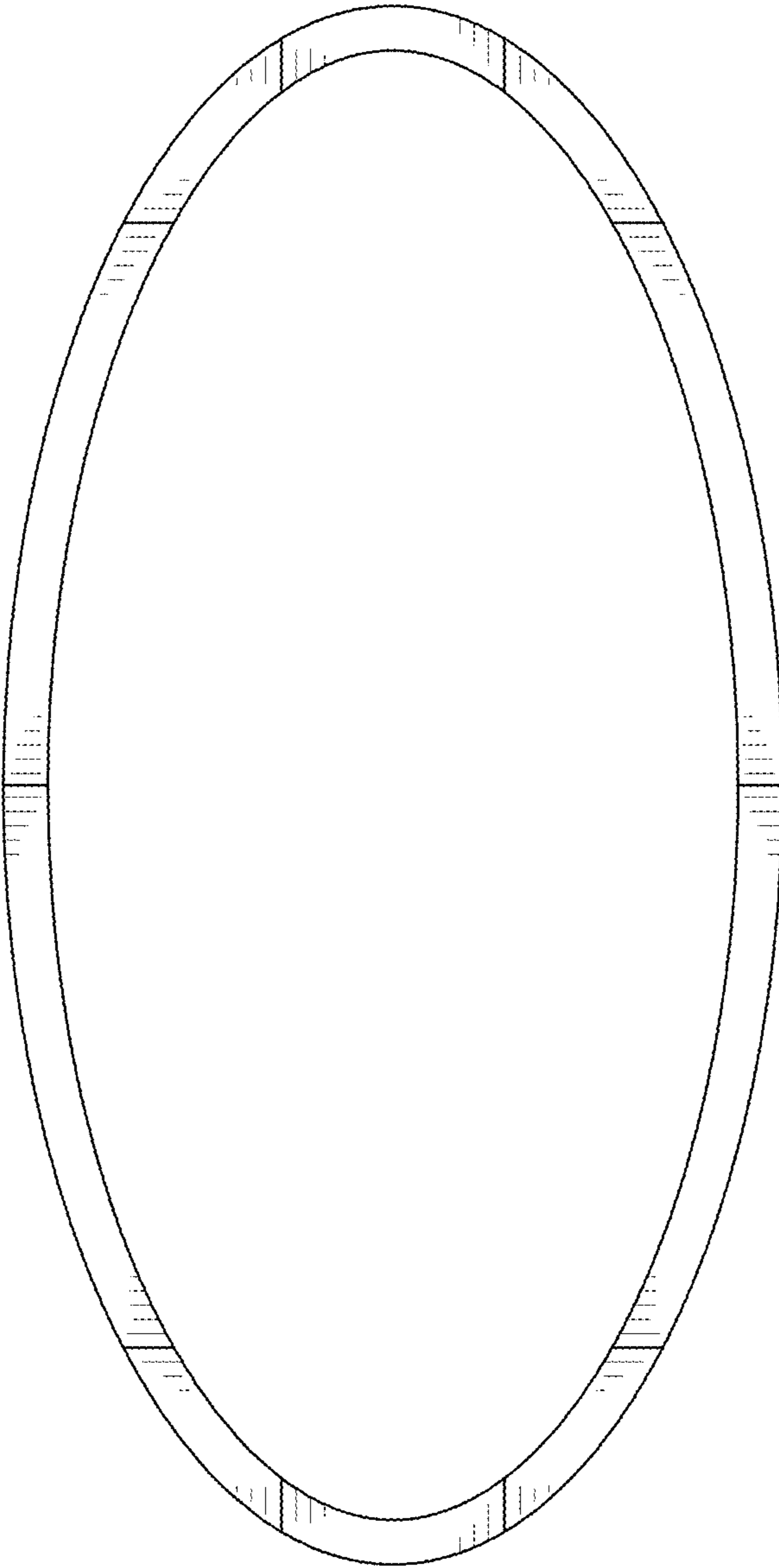


FIG. 4

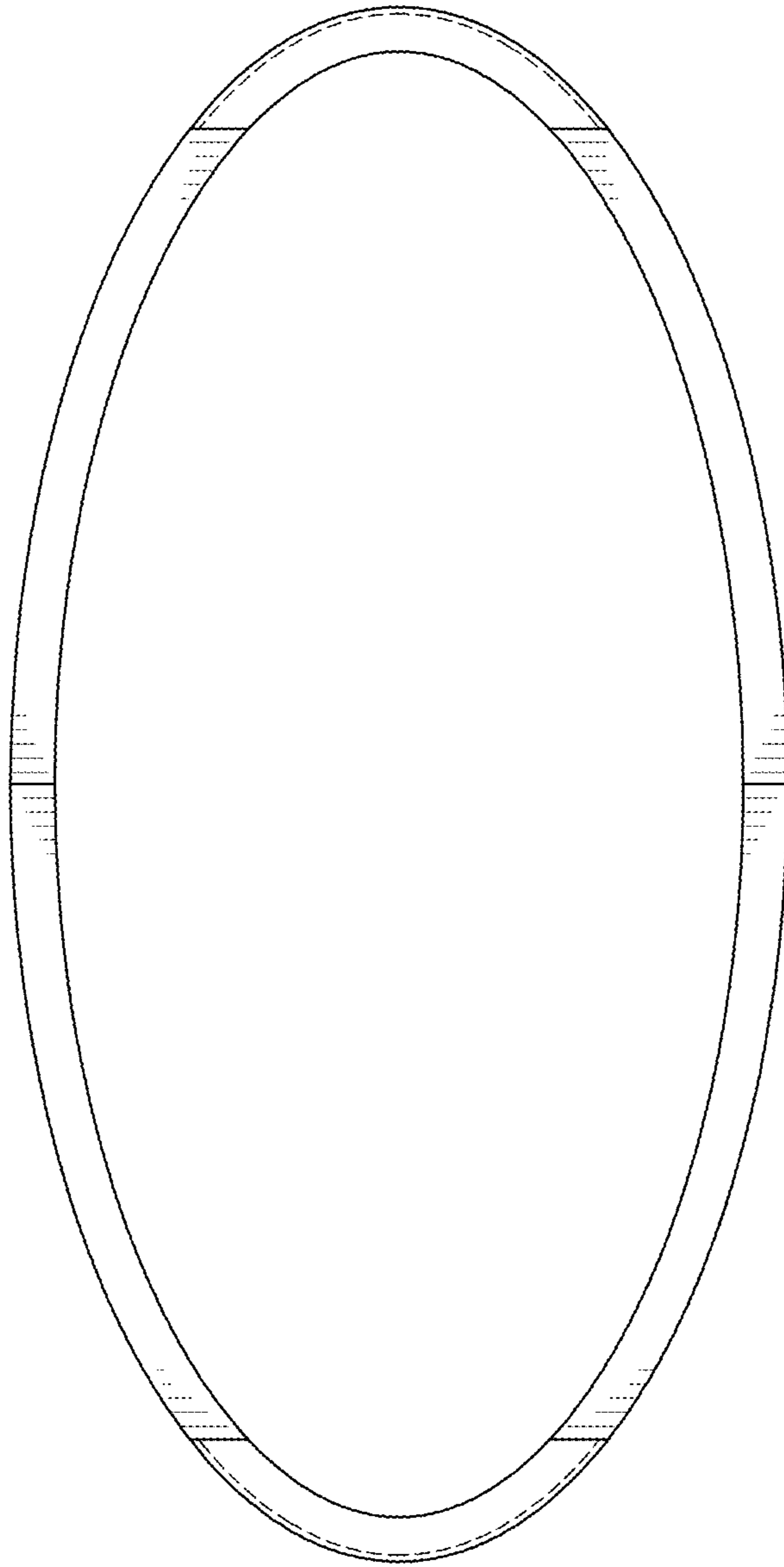


FIG. 5

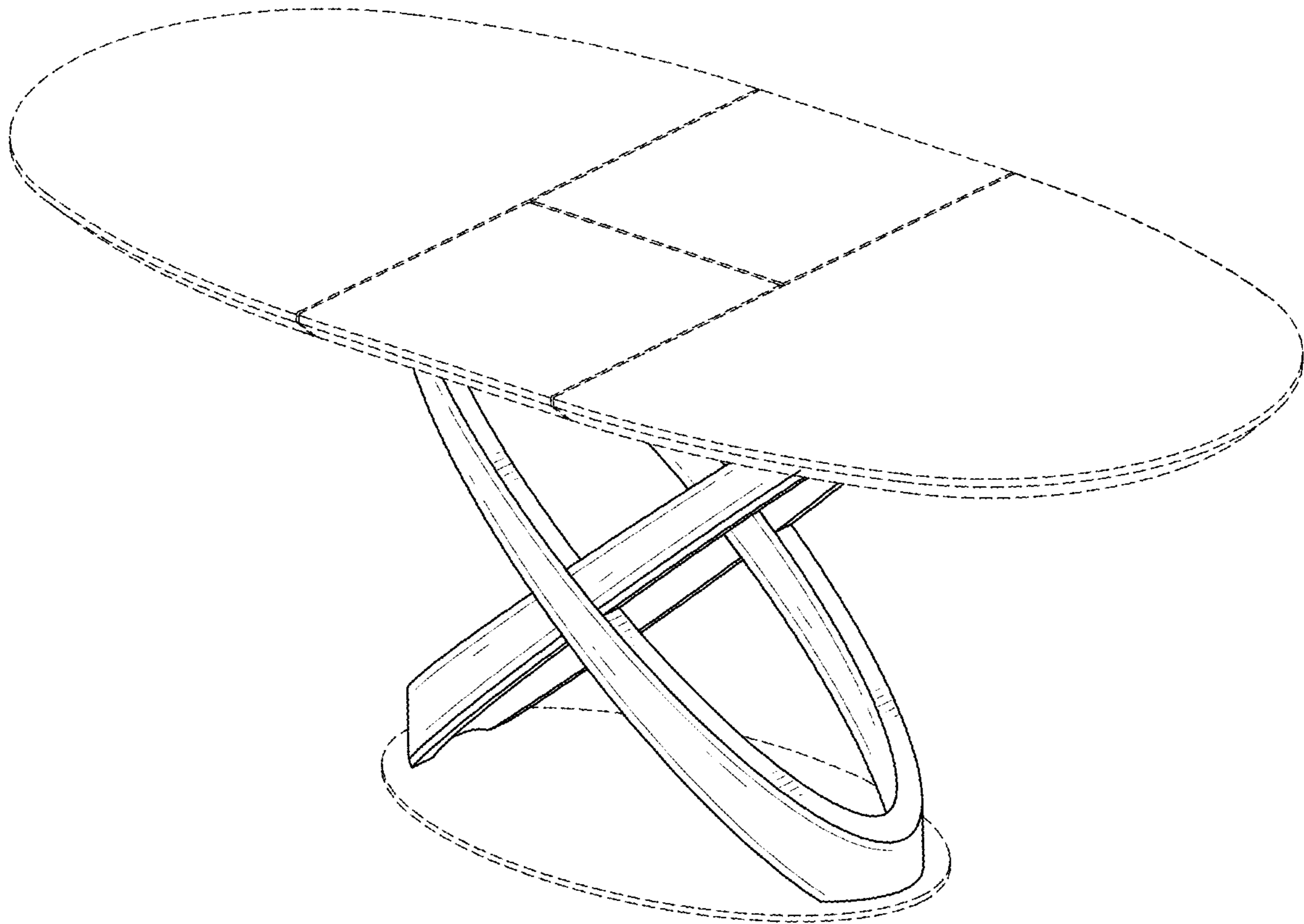


FIG. 6