



US00D870494S

(12) **United States Design Patent** (10) **Patent No.:** **US D870,494 S**
Leng (45) **Date of Patent:** **** Dec. 24, 2019**

(54) **CABINET**
(71) Applicant: **NEW-TEC INTEGRATION (XIAMEN) CO., LTD.**, Xiamen (CN)
(72) Inventor: **Luhao Leng**, Xiamen (CN)
(73) Assignee: **NEW-TEC INTEGRATION (XIAMEN) CO., LTD.**, Xiamen (CN)
(**) Term: **15 Years**

4,171,150 A * 10/1979 Soderlund A47B 47/042
312/107
4,681,379 A * 7/1987 Pillinini E06B 9/115
160/229.1
D301,527 S * 6/1989 Jacobs D6/666
6,074,029 A * 6/2000 Snoke A47B 47/02
312/249.11
D562,586 S * 2/2008 Parker D6/666
D668,474 S * 10/2012 Lim D6/667
D775,866 S * 1/2017 Ben Avi D6/657
D821,038 S * 6/2018 Rathman D30/114
D850,815 S * 6/2019 Nicoll D6/559

(21) Appl. No.: **29/667,458**

FOREIGN PATENT DOCUMENTS

(22) Filed: **Oct. 22, 2018**

EP 1982617 A1 * 10/2008 A47B 55/00
JP 2005220595 A * 8/2005

(30) **Foreign Application Priority Data**

* cited by examiner

Apr. 20, 2018 (CN) 2018 3 0166704

Primary Examiner — R. Johnson

(51) **LOC (12) Cl.** **06-04**

(74) *Attorney, Agent, or Firm* — Rabin & Berdo, P.C.

(52) **U.S. Cl.**
USPC **D6/667**

(58) **Field of Classification Search**
USPC D6/512, 553, 559, 657, 659, 660, 661,
D6/662, 663, 667, 669, 671, 671.1, 672,
D6/673, 675, 682, 682.3, 683.1, 694
CPC A47B 46/00; A47B 47/00; A47B 47/02;
A47B 47/021; A47B 47/022; A47B
47/04; A47B 55/00; A47B 67/00; A47B
67/02; A47B 67/04; A47B 83/04; A47B
7/00; A47B 81/00; A47B 81/007; A47B
81/02; A47F 3/00; A47F 3/005
See application file for complete search history.

(57) **CLAIM**

The ornamental design for a cabinet, as shown.

(56) **References Cited**

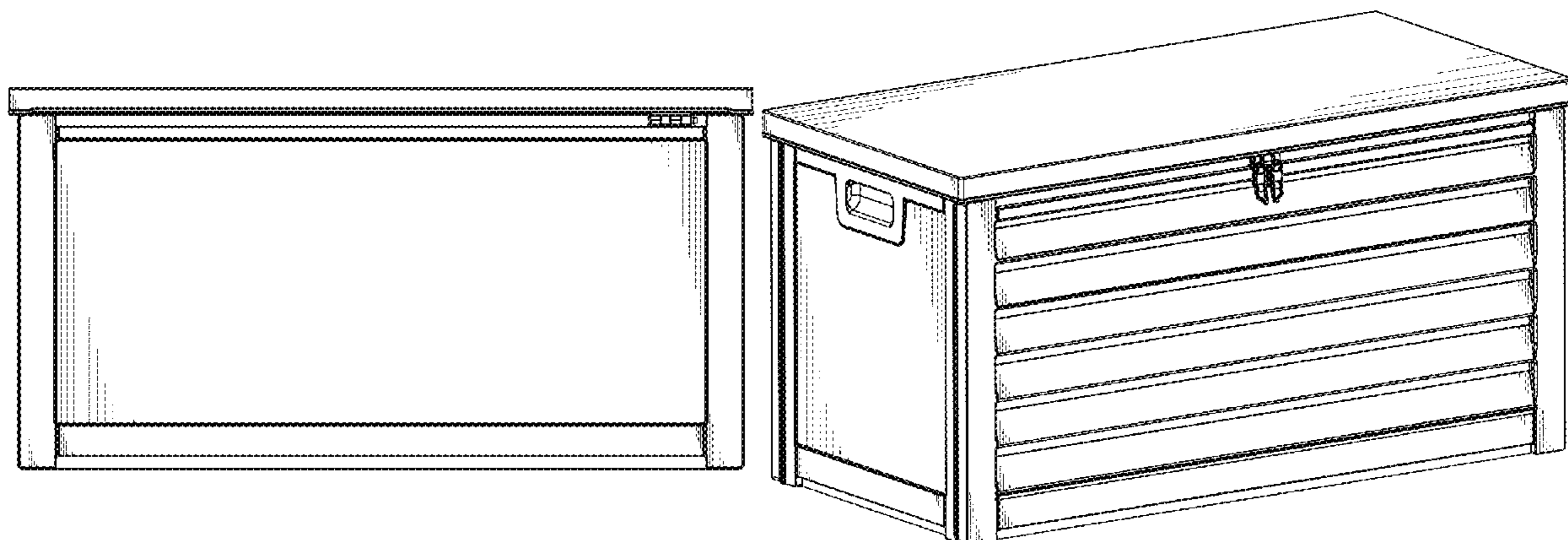
DESCRIPTION

U.S. PATENT DOCUMENTS

FIG. 1 is a front view of a cabinet showing my new design;
FIG. 2 is a rear view thereof;
FIG. 3 is a left side view thereof;
FIG. 4 is a right side view thereof;
FIG. 5 is top plan view thereof;
FIG. 6 is a bottom plan thereof; and,
FIG. 7 is a perspective view thereof.

3,110,533 A * 11/1963 Le Bron A47B 69/00
312/222

1 Claim, 7 Drawing Sheets






FIG. 1




FIG. 2

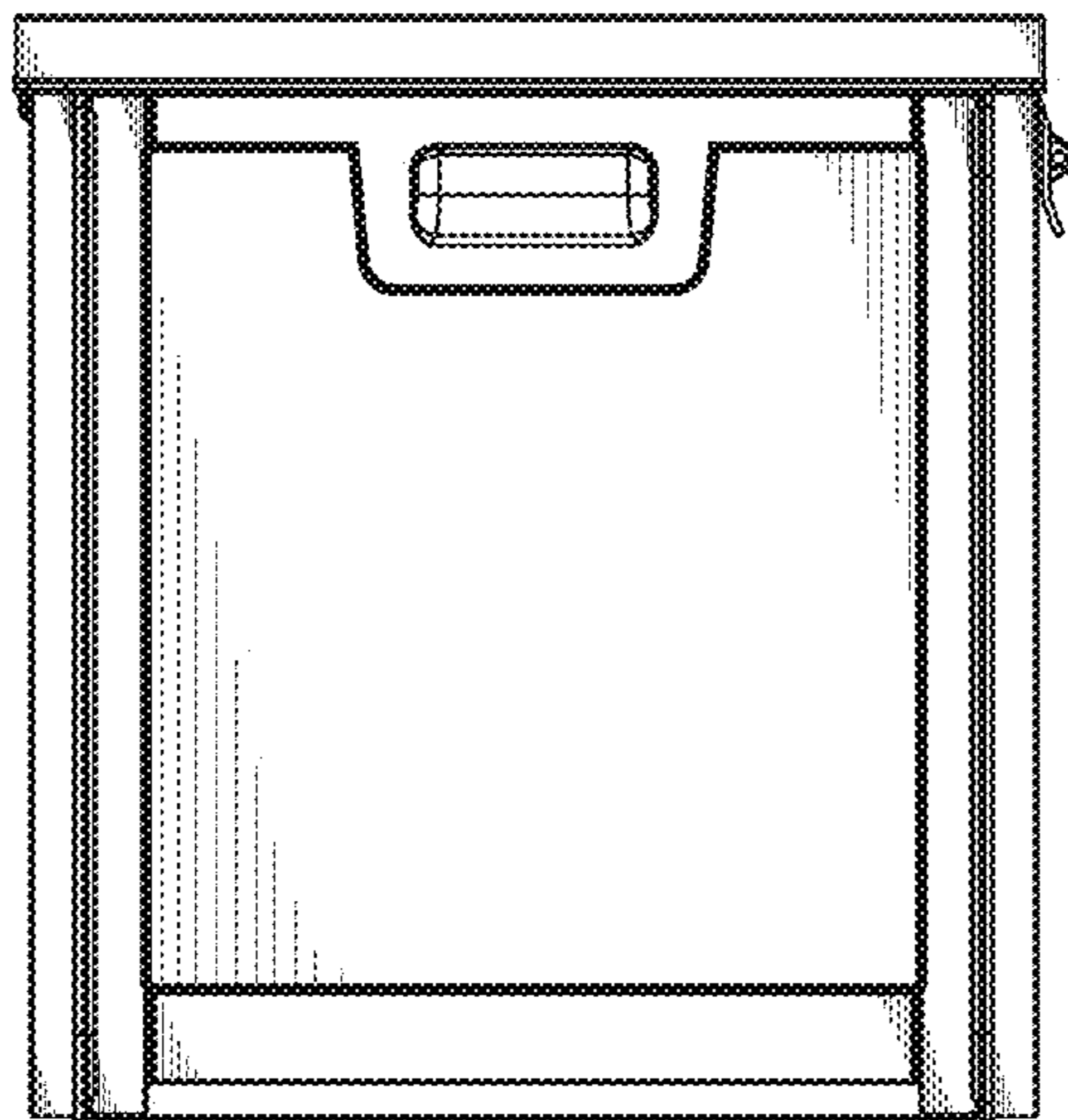


FIG. 3

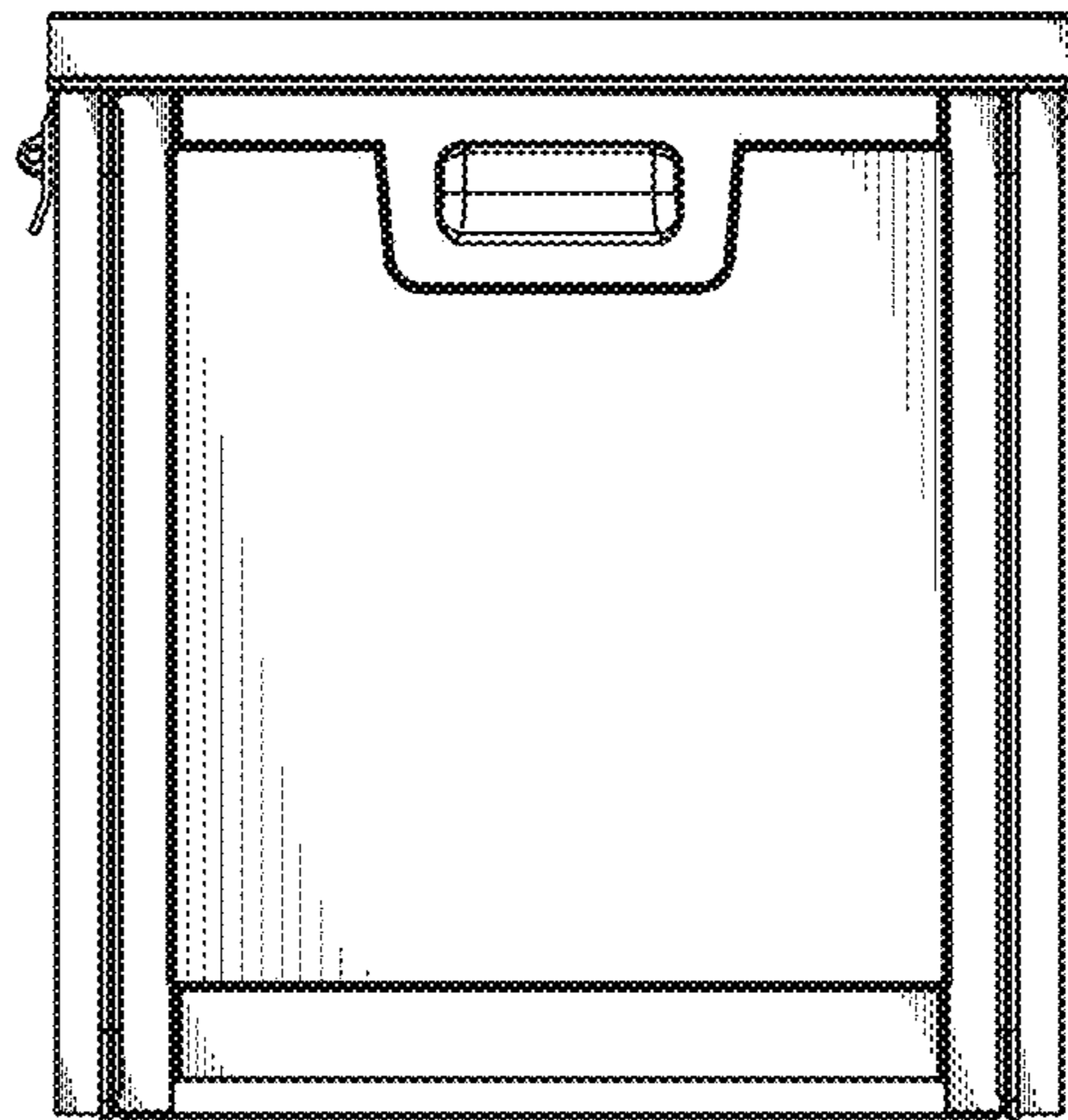


FIG. 4




FIG. 5




FIG. 6




FIG. 7