

US00D870480S

(12) **United States Design Patent** (10) **Patent No.:** **US D870,480 S**
Grandberg (45) **Date of Patent:** **** Dec. 24, 2019**

(54) **FOLDABLE CHAIR**
(71) Applicant: **Ira Grandberg**, Mt. Kisco, NY (US)
(72) Inventor: **Ira Grandberg**, Mt. Kisco, NY (US)
(**) Term: **15 Years**

5,185,892 A 2/1993 Mitchell
D390,022 S 2/1998 Jus
5,865,710 A 2/1999 Wilson-Hyde
5,967,255 A * 10/1999 Young A47B 5/06
297/14
D527,919 S * 9/2006 Sutton D6/362
(Continued)

(21) Appl. No.: **29/692,623**
(22) Filed: **May 28, 2019**
(51) **LOC (12) Cl.** **06-01**
(52) **U.S. Cl.**
USPC **D6/368**; D6/362
(58) **Field of Classification Search**
USPC D6/334-336, 362, 368, 373, 374, 376,
D6/379, 380, 716, 716.1, 716.2, 716.3,
D6/716.4
CPC A47C 4/00; A47C 4/03; A47C 4/04; A47C
4/08; A47C 4/10; A47C 4/12; A47C 9/00;
A47C 9/06; A47K 3/282; A47B 5/06;
A47B 46/005
See application file for complete search history.

FOREIGN PATENT DOCUMENTS

CN 202636213 U 1/2013
CN 203220138 U 10/2013
(Continued)

Primary Examiner — Mimosa De
(74) *Attorney, Agent, or Firm* — Carter, DeLuca & Farrell, LLP

(57) **CLAIM**

The ornamental design for a foldable chair, as shown and described.

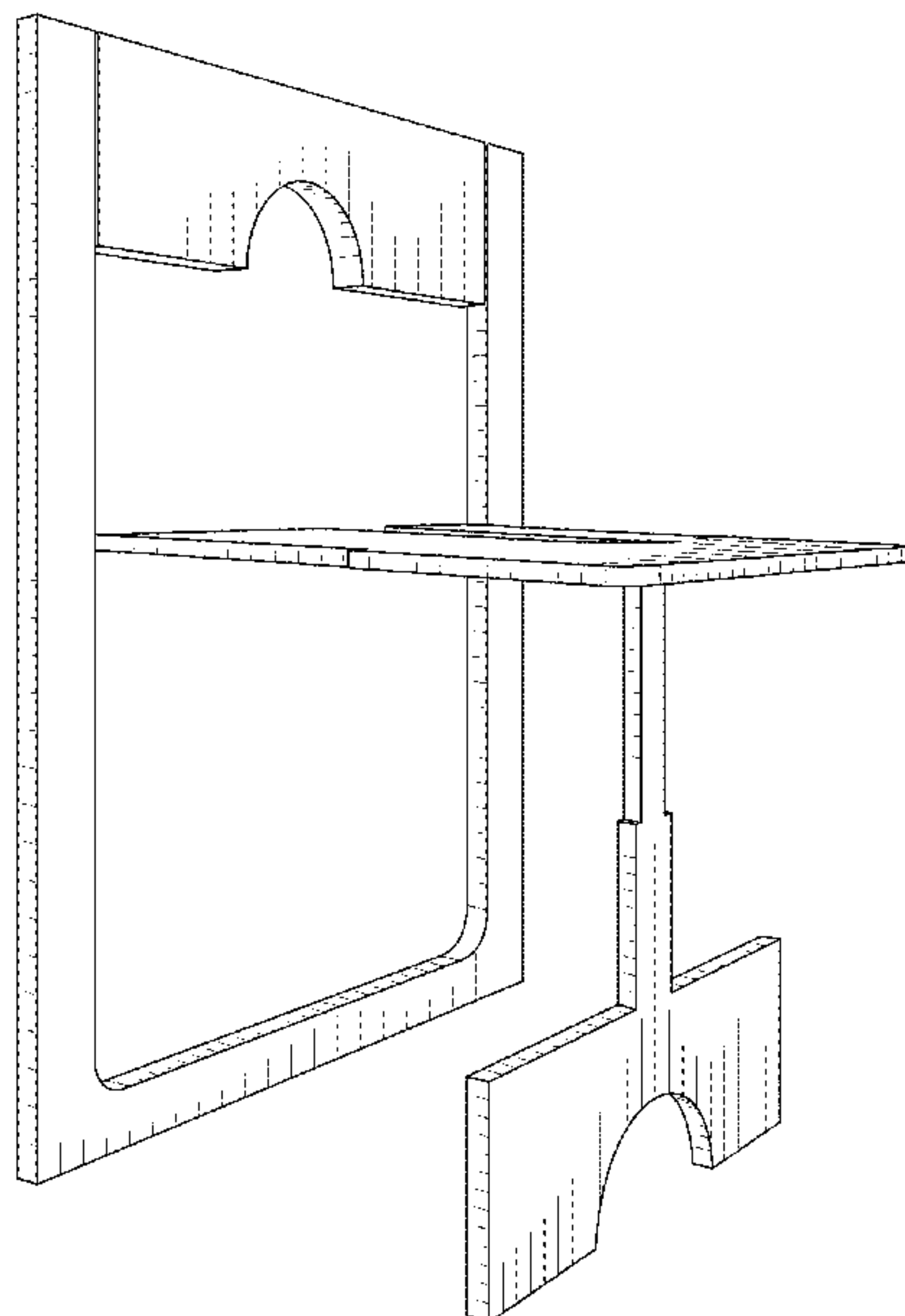
DESCRIPTION

FIG. 1 is a perspective view of a foldable chair illustrated in a folded state;
FIG. 2 is a left side view of the foldable chair of FIG. 1;
FIG. 3 is a right side view thereof;
FIG. 4 is a front view thereof;
FIG. 5 is a rear view thereof;
FIG. 6 is a top view thereof;
FIG. 7 is a bottom view thereof;
FIG. 8 is a perspective view of the foldable chair of FIG. 1 illustrated in an unfolded state;
FIG. 9 is a right side view of the foldable chair of FIG. 8;
FIG. 10 is a left side view of the foldable chair of FIG. 8;
FIG. 11 is a front view of the foldable chair of FIG. 8;
FIG. 12 is a rear view of the foldable chair of FIG. 8;
FIG. 13 is a top view of the foldable chair of FIG. 8; and,
FIG. 14 is a bottom view of the foldable chair of FIG. 8.

(56) **References Cited**
U.S. PATENT DOCUMENTS

1,622,327 A 3/1927 Livingood
2,649,147 A 8/1953 Sanford
D238,021 S * 12/1975 Minsker D6/368
4,009,903 A 3/1977 Manspeaker
4,087,127 A * 5/1978 Lotta A47C 9/06
297/14
4,123,101 A 10/1978 Minsker
4,202,581 A 5/1980 Fleishman
D256,857 S 9/1980 Tallon
4,244,619 A 1/1981 Yoshimura
D260,123 S * 8/1981 Lamb D6/368
4,390,204 A 6/1983 Fleishman
4,533,174 A 8/1985 Fleishman
D283,566 S * 4/1986 Cronsioe D6/368
4,984,848 A 1/1991 Scalisi et al.

1 Claim, 11 Drawing Sheets



(56)

References Cited

U.S. PATENT DOCUMENTS

7,387,334 B2 * 6/2008 Phipps A47C 4/04
297/17
9,113,707 B2 * 8/2015 Moore A47C 4/10
9,345,329 B2 5/2016 Gendell
9,883,741 B2 * 2/2018 Demasi, III A47B 46/005
9,993,085 B1 * 6/2018 Hernandez A47C 9/00
10,136,730 B2 11/2018 Kim
10,247,230 B2 4/2019 McCullough
2006/0186711 A1 8/2006 Phipps
2008/0238156 A1 10/2008 Miyakawa
2012/0267920 A1 10/2012 Voris
2014/0084765 A1 3/2014 Riley
2015/0083522 A1 3/2015 Chancler
2015/0289657 A1 10/2015 Gendell
2016/0220026 A1 8/2016 Siao
2017/0238712 A1 8/2017 Kim
2017/0292565 A1 10/2017 McCullough
2019/0090640 A1 3/2019 Kim

FOREIGN PATENT DOCUMENTS

CN 203897796 U 10/2014
CN 208658425 U 3/2019
FR 2403046 A1 4/1979
GB 0406467 A 3/1934
GB 2200043 A 7/1988
JP 2013154043 A 8/2013
RU 2126223 C1 2/1999

* cited by examiner

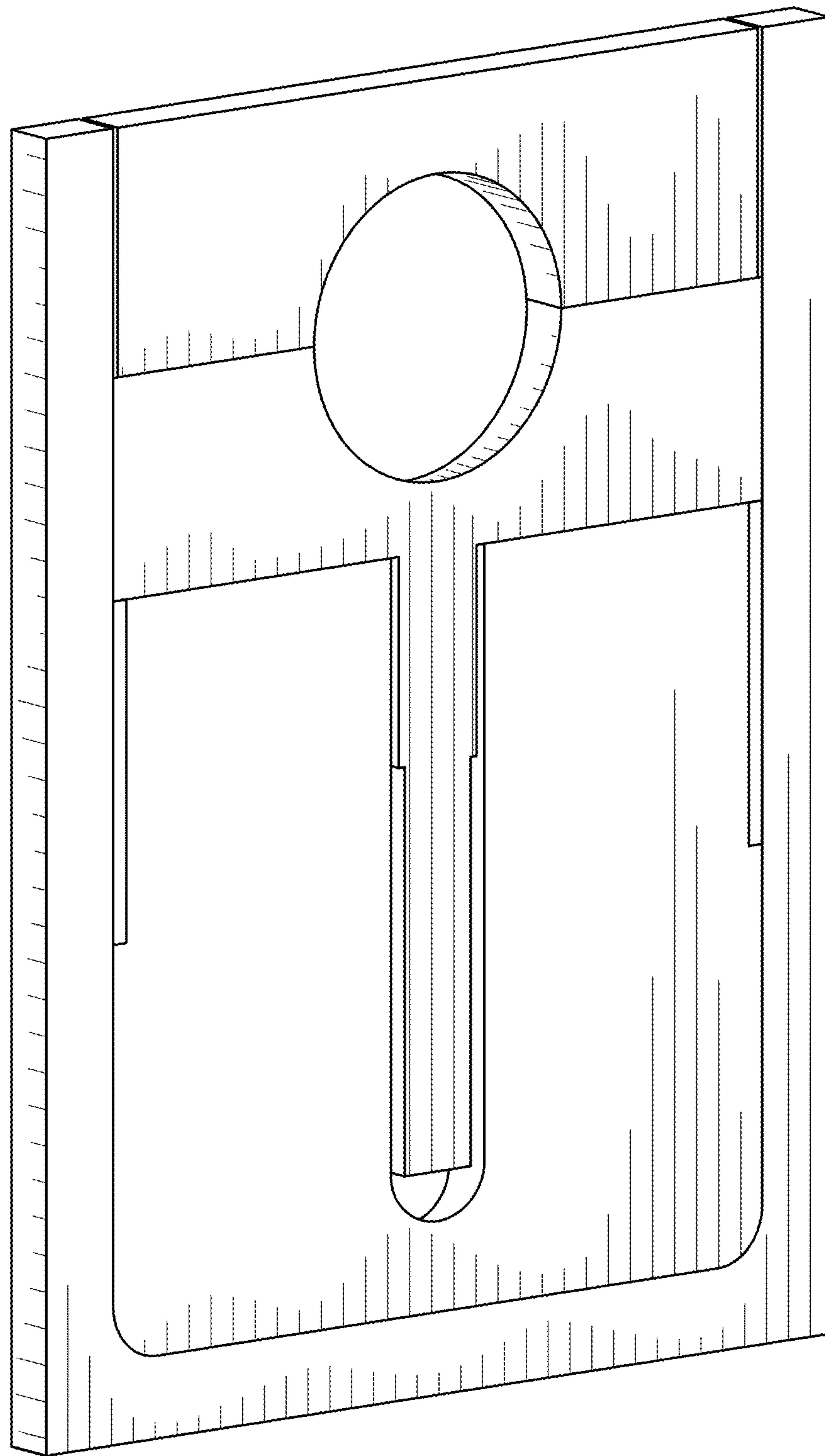


FIG. 1

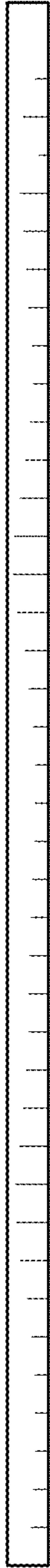


FIG. 2

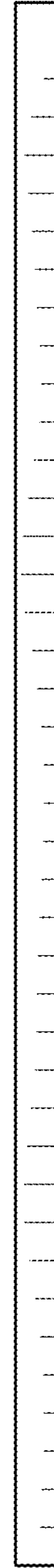


FIG. 3

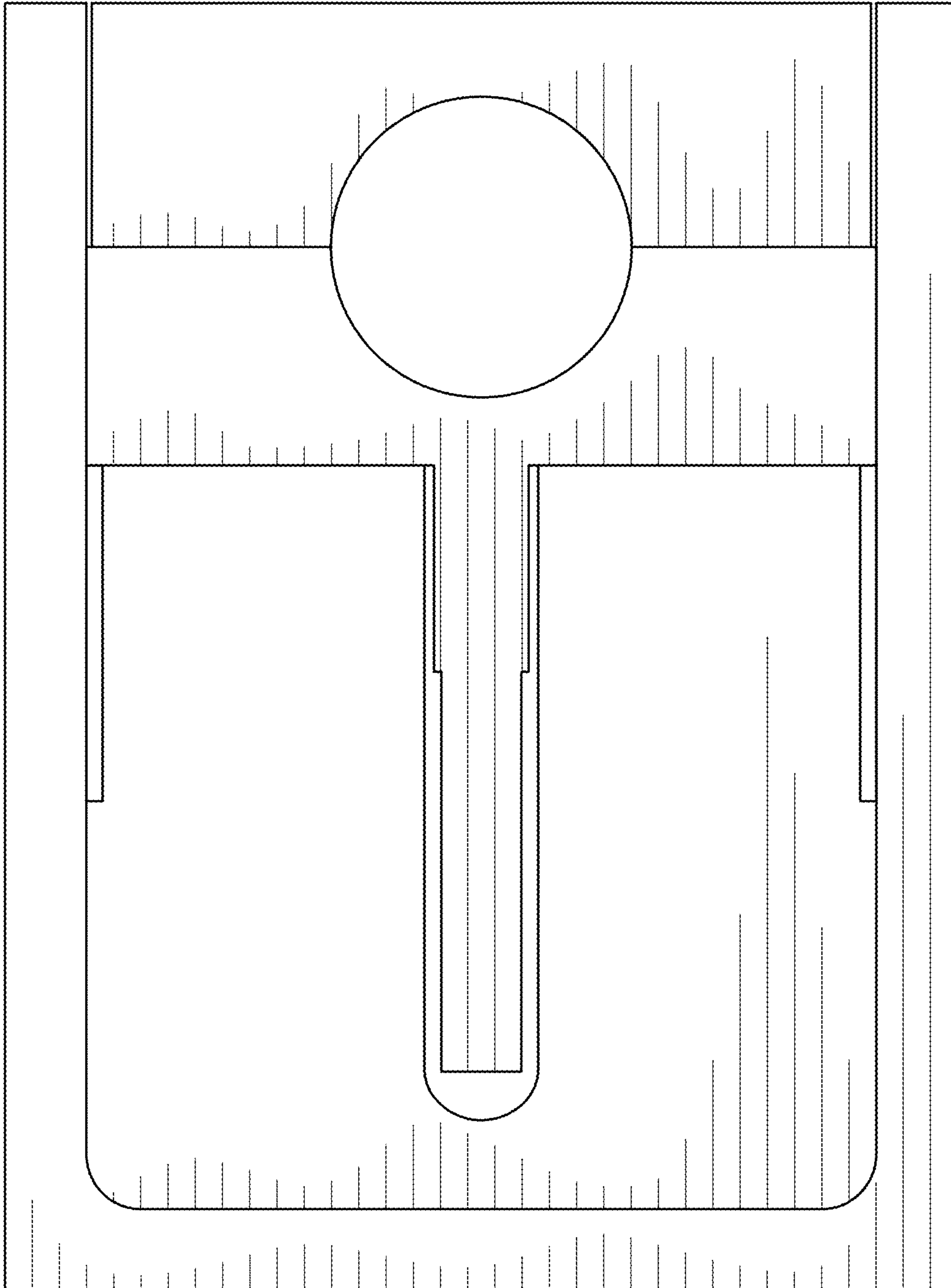


FIG. 4

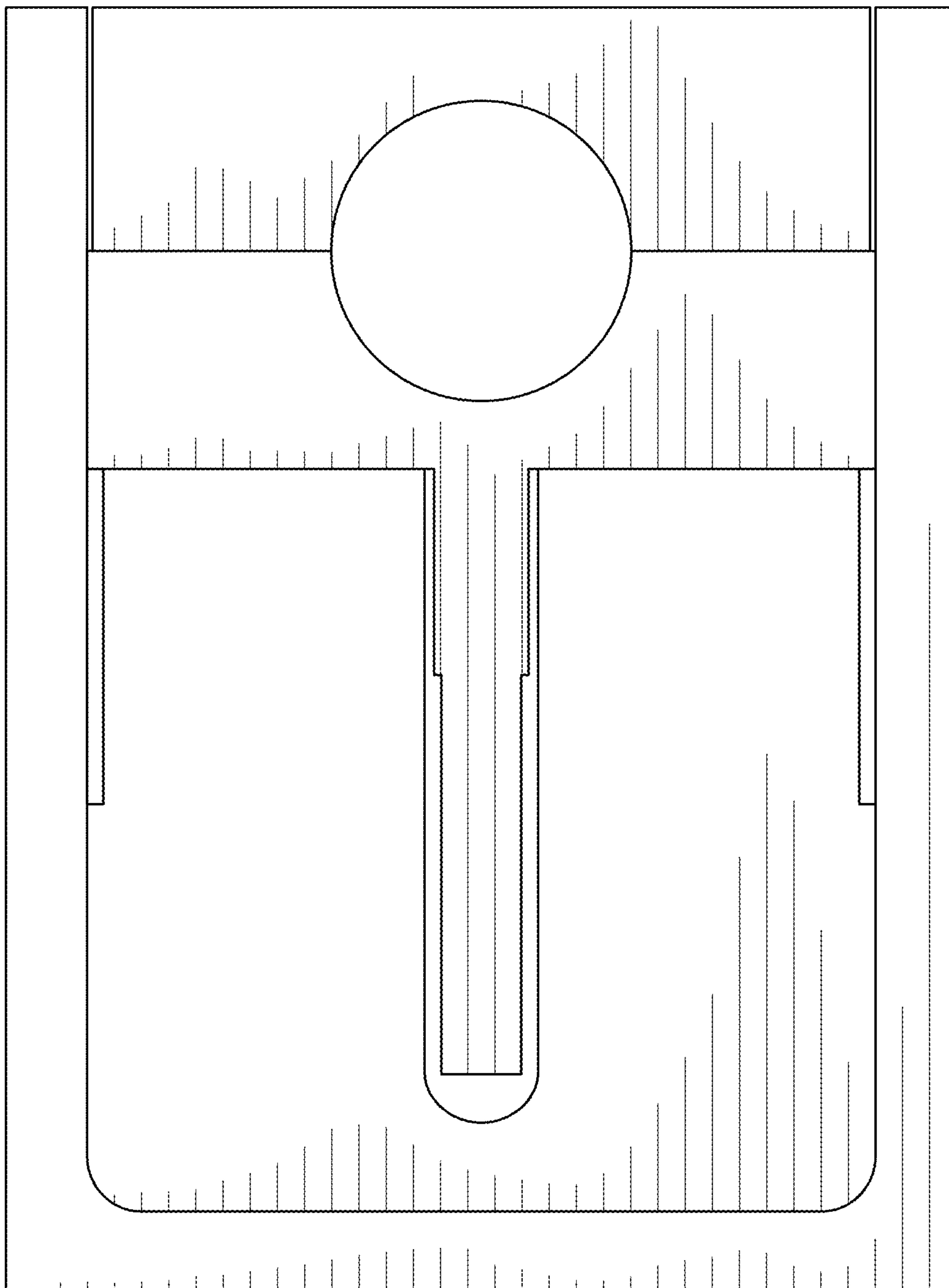


FIG. 5



FIG. 6



FIG. 7

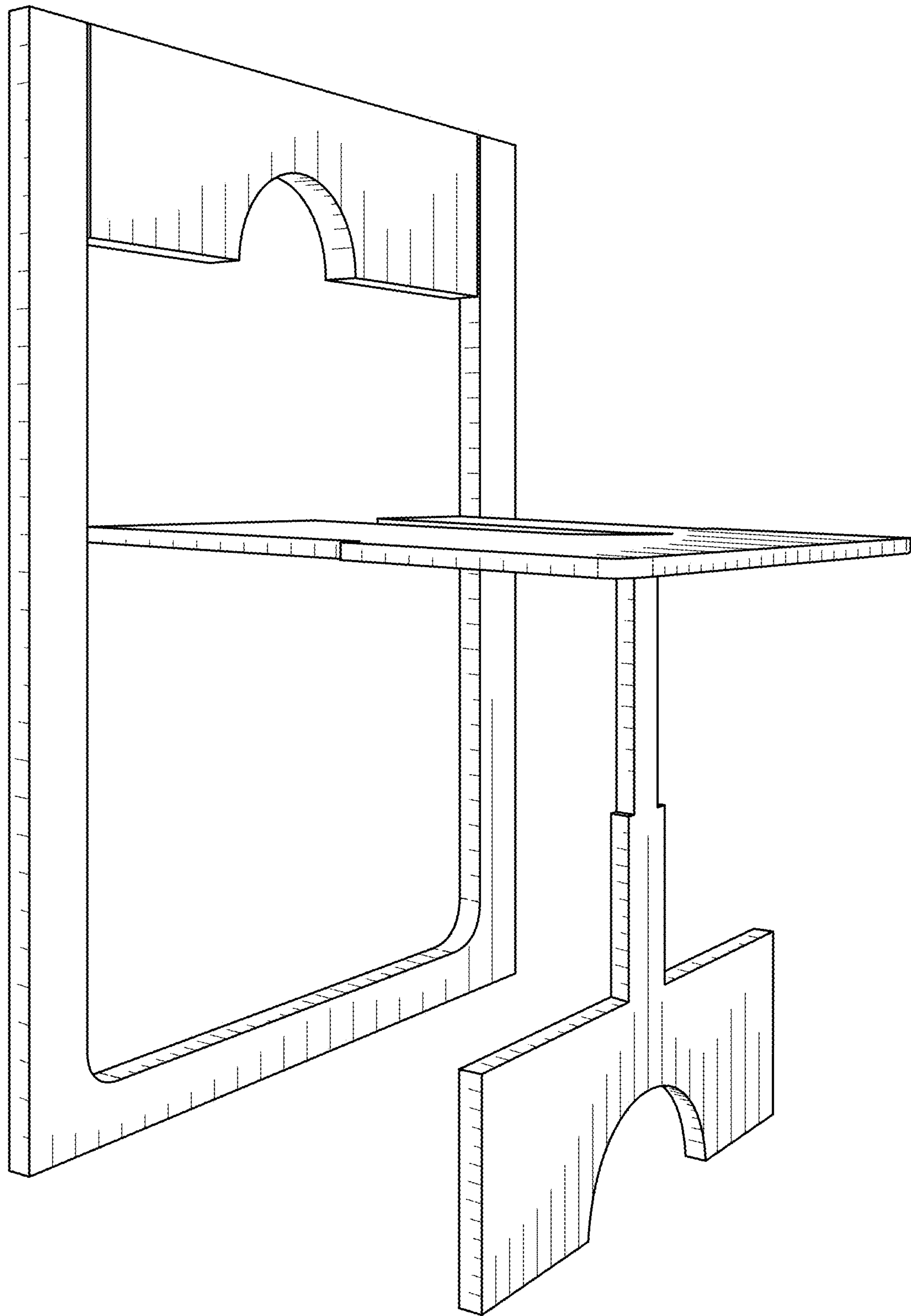


FIG. 8

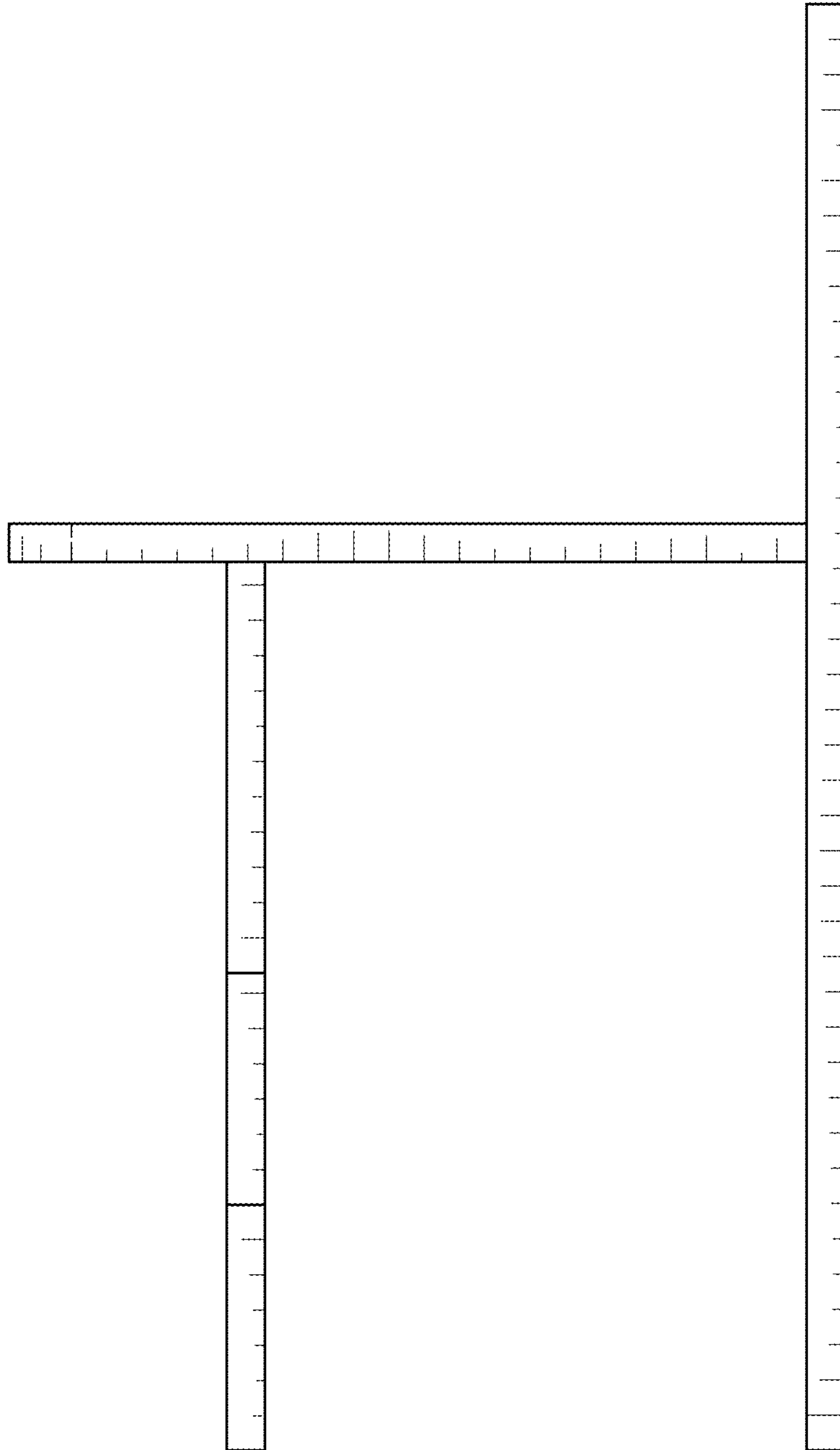


FIG. 9

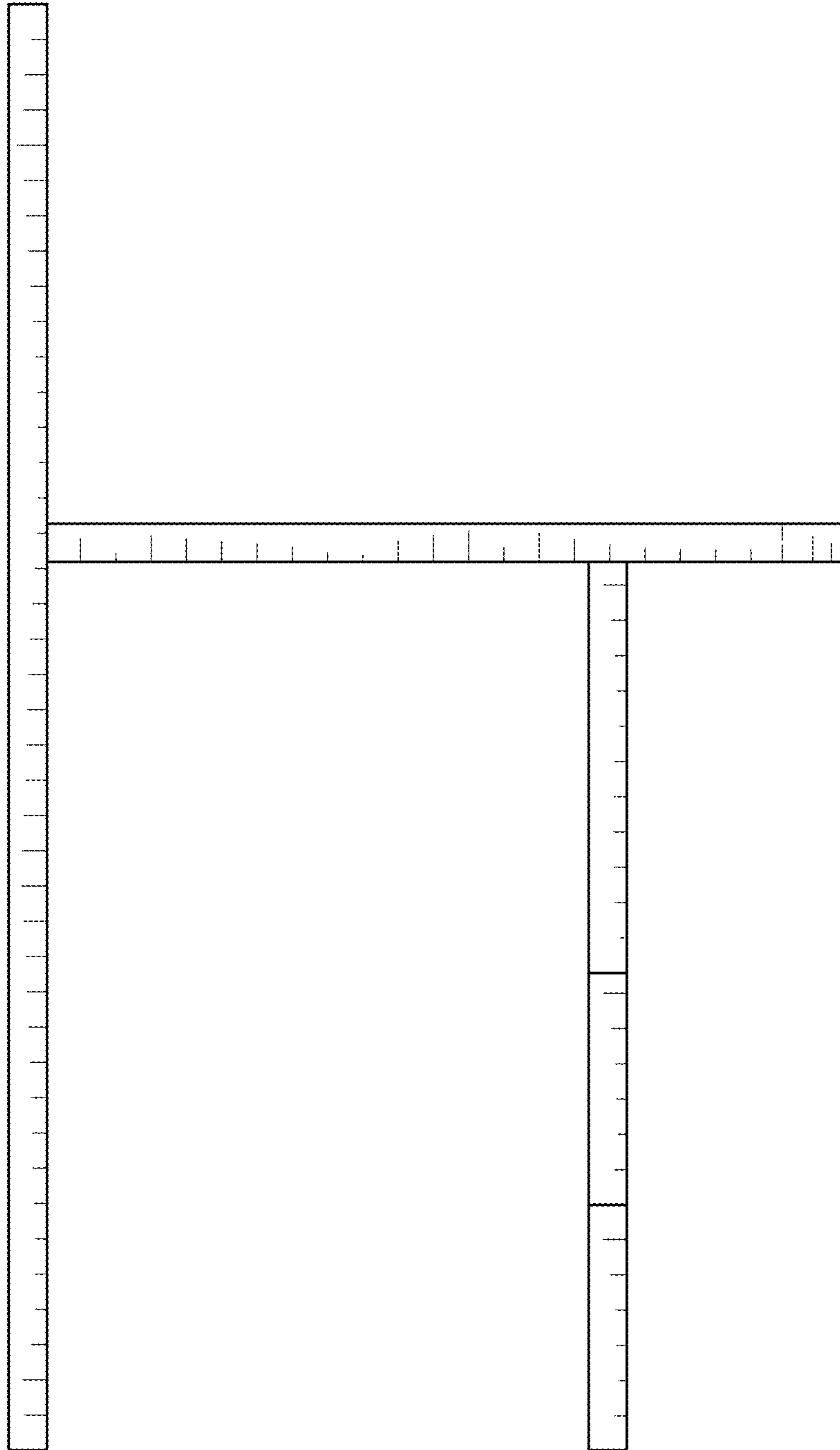


FIG. 10




FIG. 11

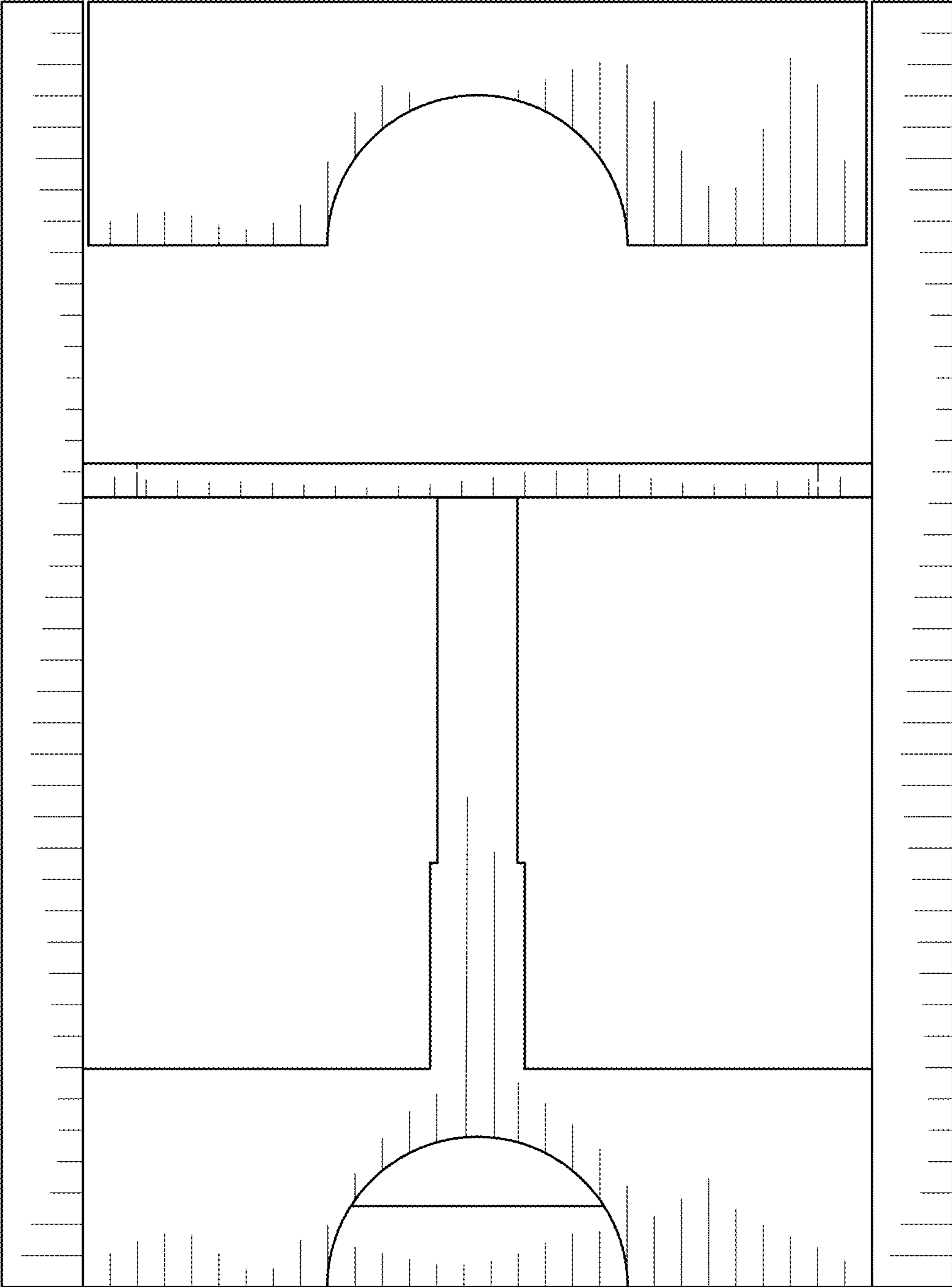


FIG. 12

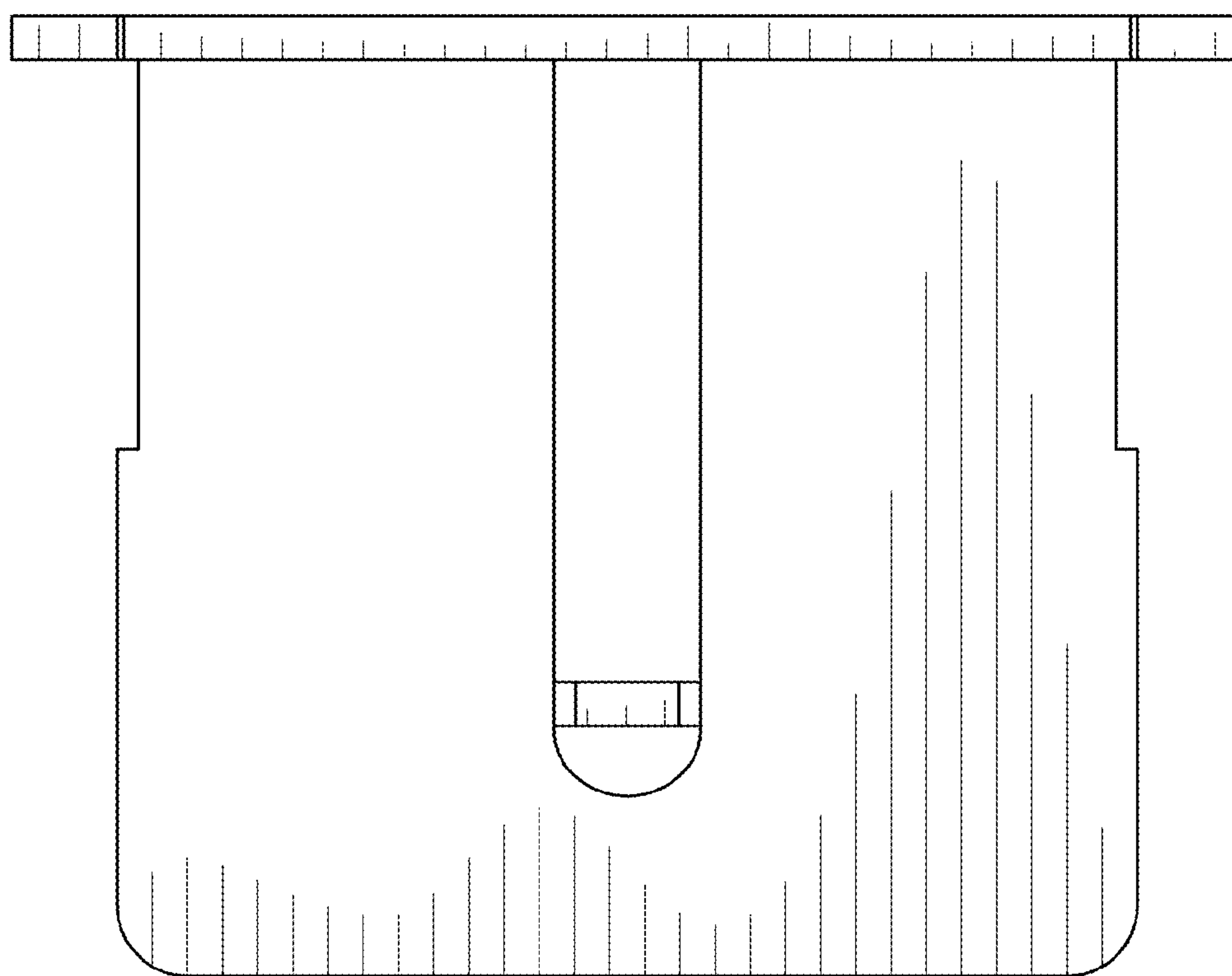


FIG. 13

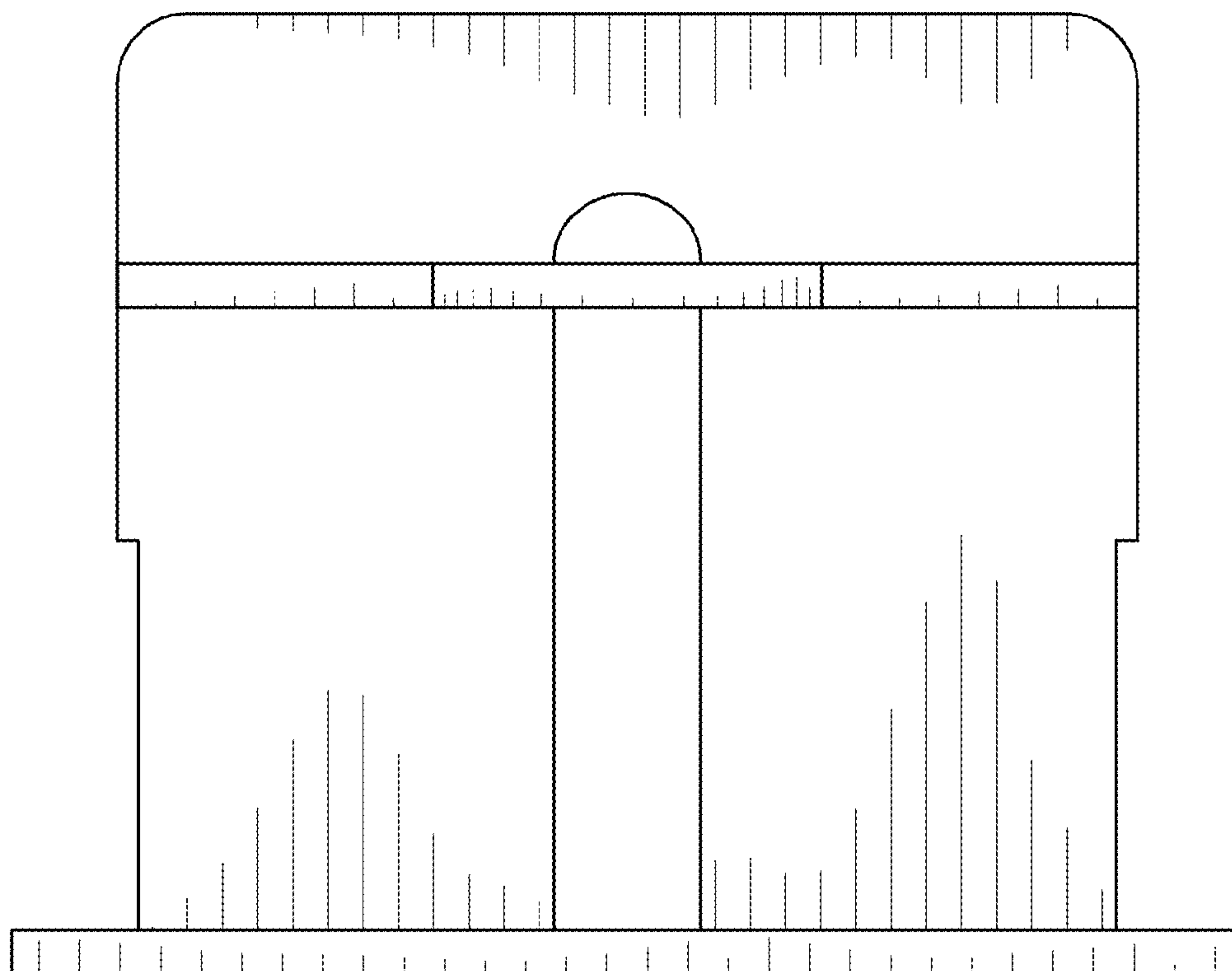


FIG. 14