



US00D870477S

(12) **United States Design Patent** (10) **Patent No.:** **US D870,477 S**
Fujita et al. (45) **Date of Patent:** **** Dec. 24, 2019**

(54) **AUTOMOTIVE SEAT**
(71) Applicant: **DELTA KOGYO CO., LTD.**,
Hiroshima (JP)
(72) Inventors: **Etsunori Fujita**, Higashihiroshima (JP);
Akihito Asano, Hiroshima (JP);
Francesco Marinelli, Turin (IT); **Luca**
Pino, Turin (IT)
(73) Assignee: **DELTA KOGYO CO., LTD.**,
Hiroshima (JP)
(**) Term: **15 Years**
(21) Appl. No.: **29/645,185**
(22) Filed: **Apr. 24, 2018**
(30) **Foreign Application Priority Data**

Oct. 24, 2017 (JP) 2017-23621
(51) **LOC (12) Cl.** **06-04**
(52) **U.S. Cl.**
USPC **D6/356**
(58) **Field of Classification Search**
USPC D6/356, 360, 364, 365; D21/521, 533,
D21/548
CPC A61H 2201/0149; B60N 2/06; B60N 2/20;
B60N 2/22; B60N 2/58; B60N 2/68;
B60N 2/80; B60N 2/643; B60N 2/888;
B60N 2/859; B60N 2/1615; B60N
2/7035; B60N 2/42745; B60N 2002/0272;
B60N 2205/35
See application file for complete search history.

(56) **References Cited**
U.S. PATENT DOCUMENTS
D270,876 S * 10/1983 Ikeda D6/356
6,302,487 B1 * 10/2001 Fujita B60N 2/5825
297/452.56

D453,078 S * 1/2002 Yamazaki D6/356
D506,084 S * 6/2005 Beermann D6/356
D508,337 S * 8/2005 Stalmate D6/356
D586,134 S * 2/2009 Wolf D6/356
D615,311 S * 5/2010 Fleming D6/356
8,100,472 B2 * 1/2012 Humer B60N 2/4228
297/216.12
8,215,810 B2 * 7/2012 Welch, Sr. B60R 13/00
362/488
D665,181 S * 8/2012 Crepeau D6/356
D677,067 S * 3/2013 Yamanaka D6/356
D685,586 S * 7/2013 Klein D6/356
D685,597 S * 7/2013 Zhou D6/366
D696,035 S * 12/2013 Hatter D6/356
D710,515 S * 8/2014 Chen D24/215
D721,895 S * 2/2015 Beermann D6/356
D721,896 S * 2/2015 Ritzel D6/356
D721,897 S * 2/2015 Ritzel D6/356
D752,353 S * 3/2016 Owaku D6/356
9,637,035 B2 * 5/2017 Abe B60N 2/646
D788,481 S * 6/2017 Kumagai D6/356
D790,241 S * 6/2017 Yoon D6/356
9,682,644 B2 * 6/2017 Fujita B60N 2/7011

(Continued)

Primary Examiner — Kevin K Rudzinski
Assistant Examiner — Paul D Bohannon
(74) *Attorney, Agent, or Firm* — Maier & Maier, PLLC

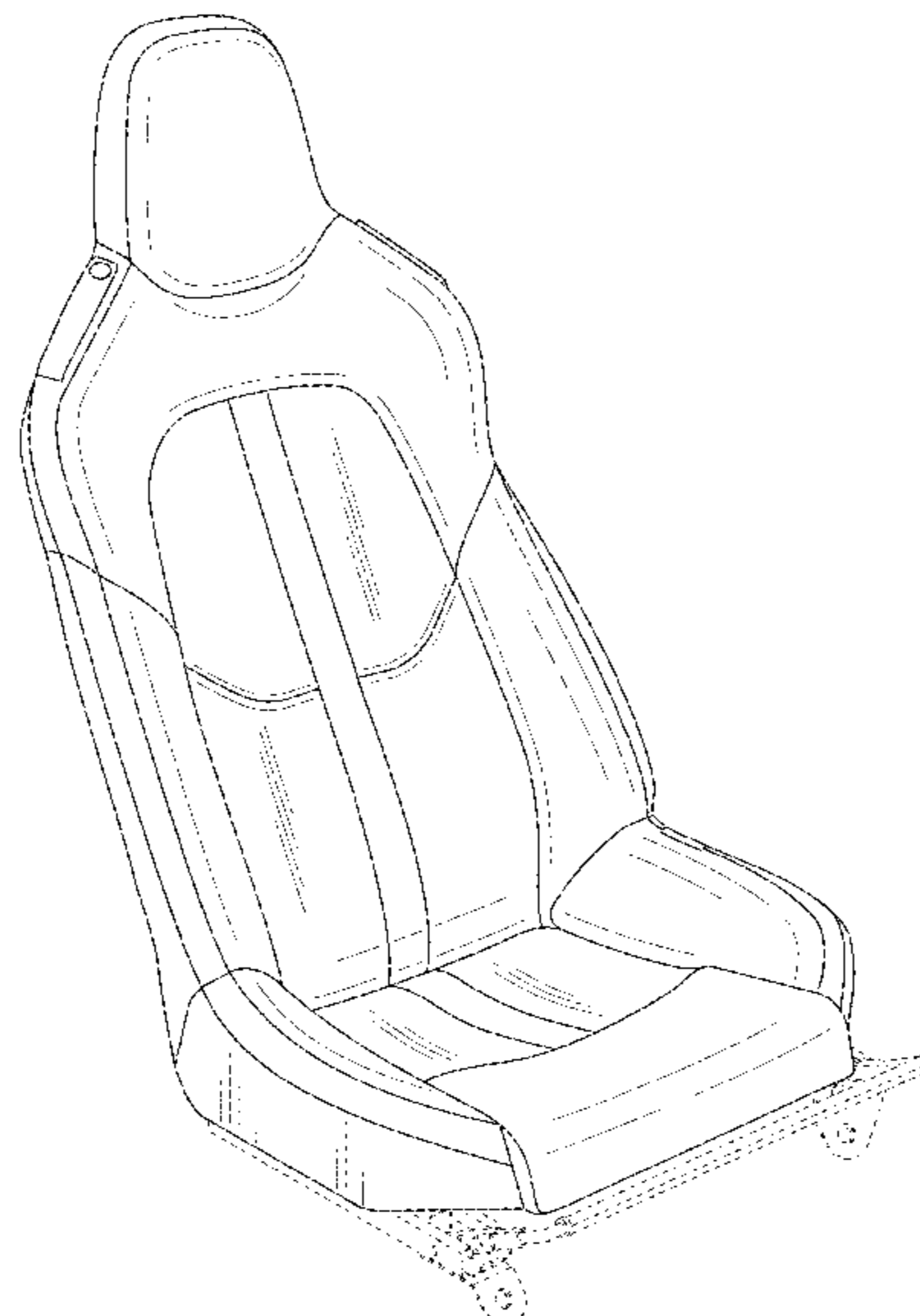
(57) **CLAIM**

The ornamental design for an automotive seat, as shown and described.

DESCRIPTION

FIG. 1 is a front perspective view of an automotive seat showing my new design;
FIG. 2 is a front view thereof;
FIG. 3 is a rear view thereof;
FIG. 4 is a top view thereof;
FIG. 5 is a bottom thereof;
FIG. 6 is a left side view thereof; and,
FIG. 7 is a right side view thereof.

1 Claim, 7 Drawing Sheets



(56)

References Cited

U.S. PATENT DOCUMENTS

D799,225 S * 10/2017 Callum D6/356
9,802,535 B2 * 10/2017 Line B60Q 3/233
D808,185 S * 1/2018 Kondo D6/356
D839,161 S * 1/2019 Ma D12/195
D839,620 S * 2/2019 Lauter D6/356
D839,621 S * 2/2019 Lauter D6/356
10,202,057 B2 * 2/2019 Makita A47C 31/02
2017/0349133 A1 * 12/2017 Line B60N 2/42745

* cited by examiner

Fig. 1

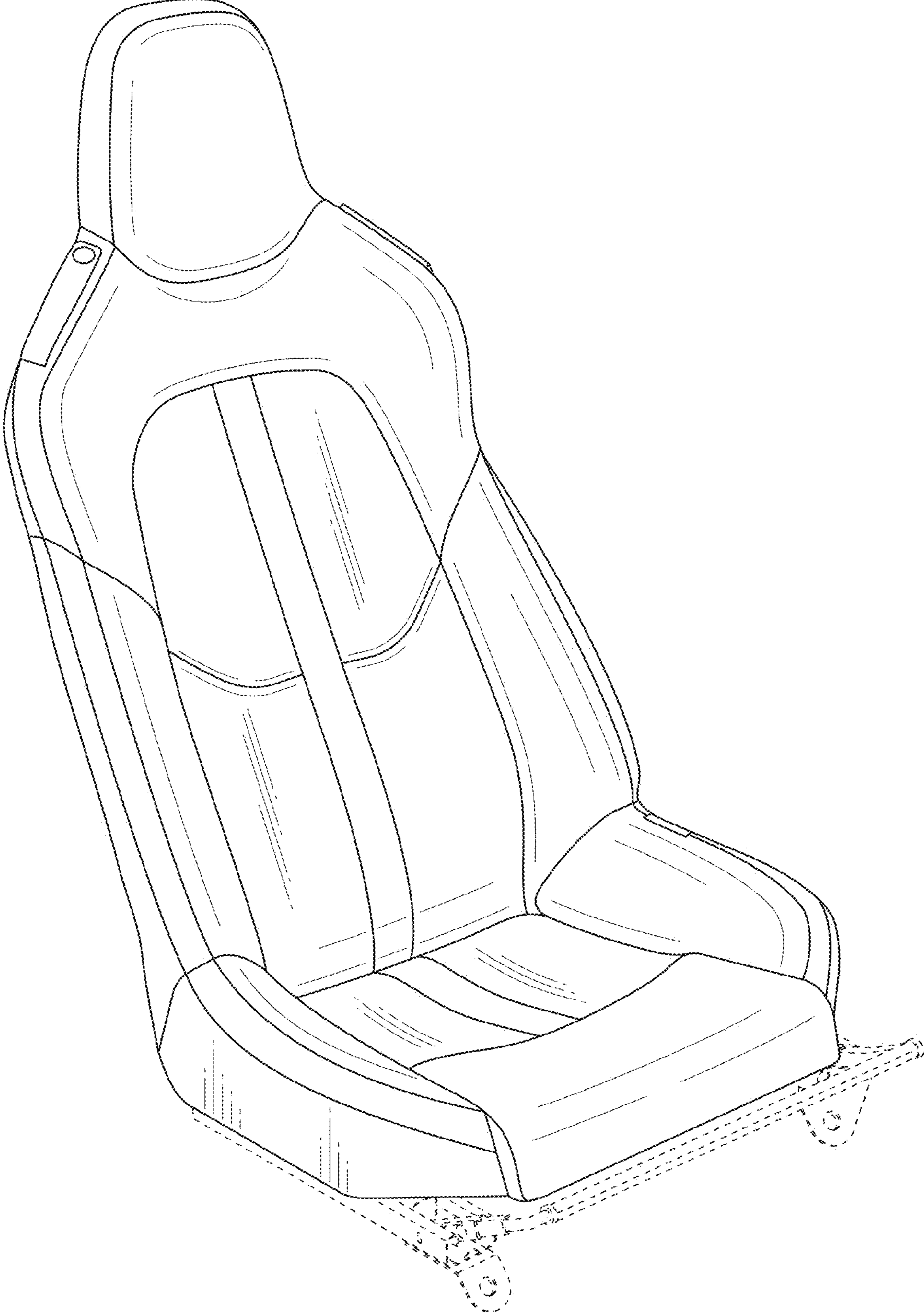


Fig. 2

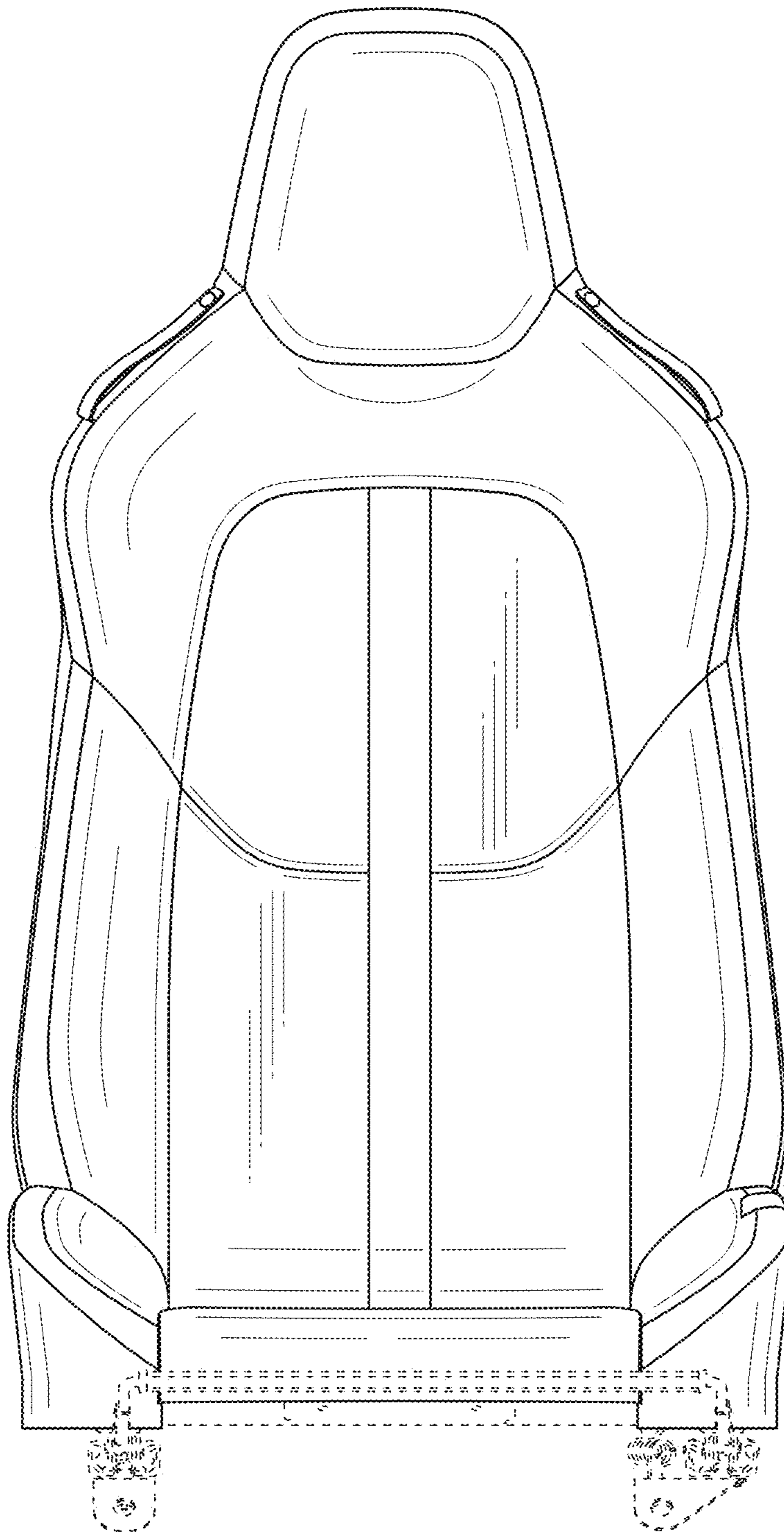


Fig. 3

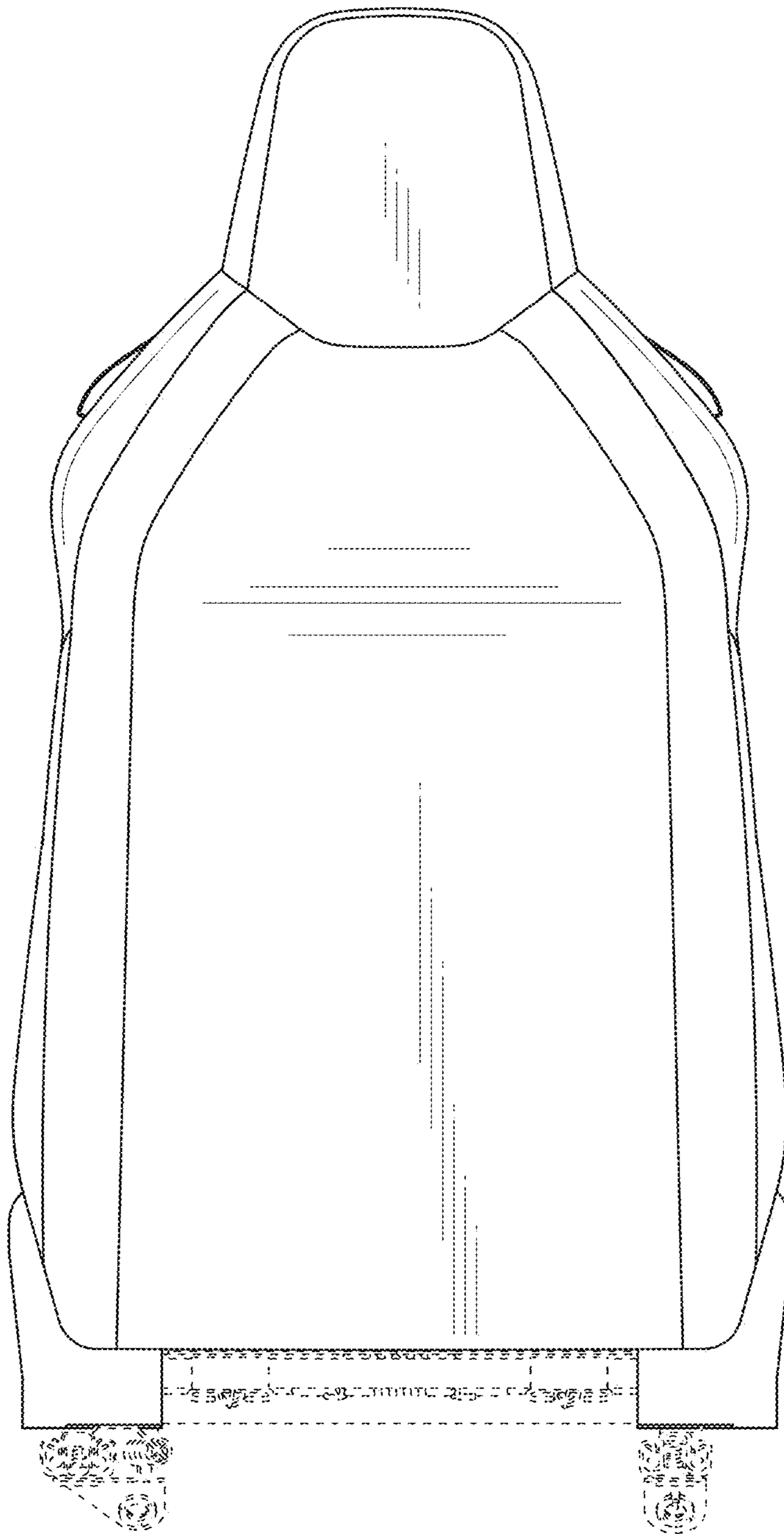


Fig. 4

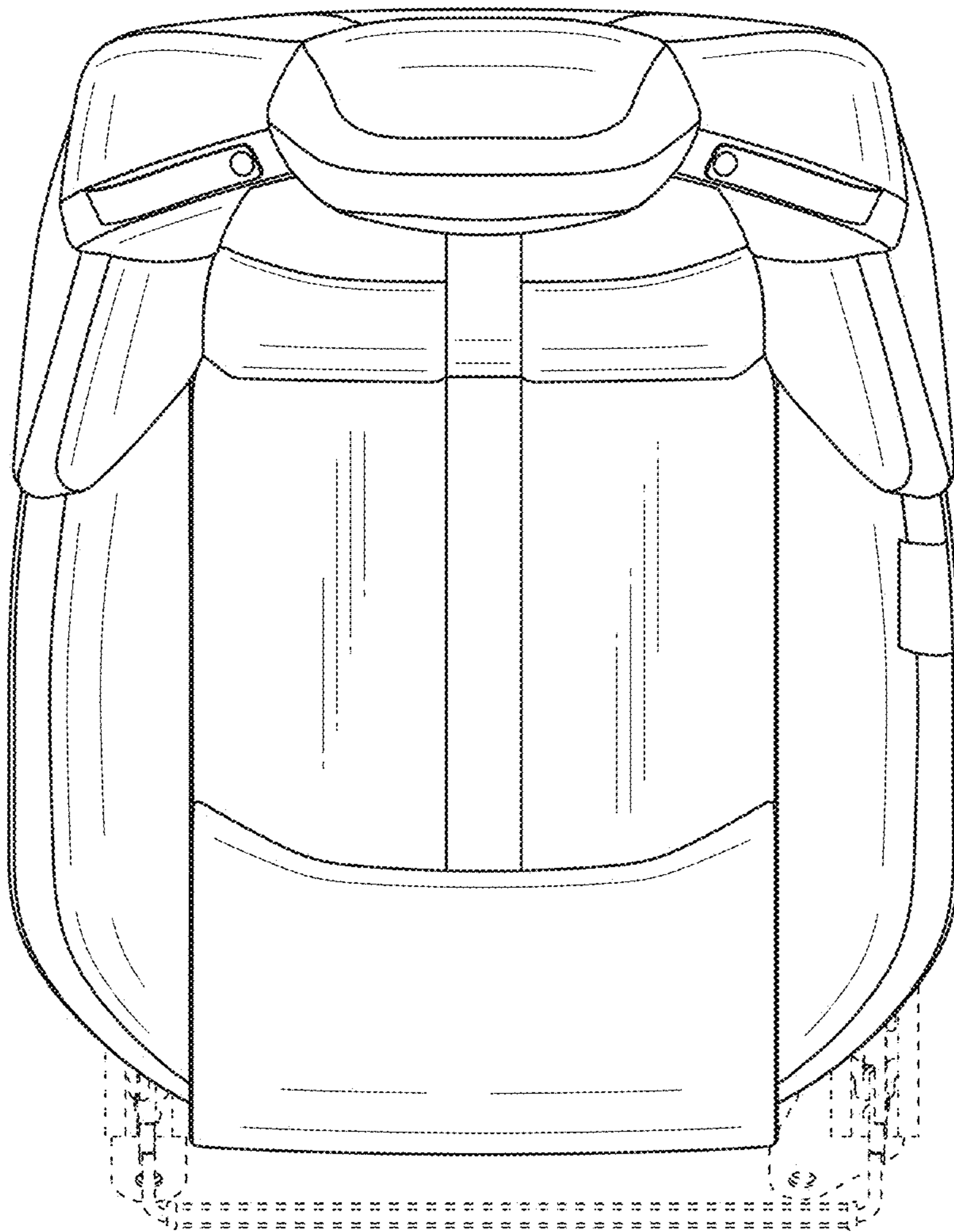


Fig. 5

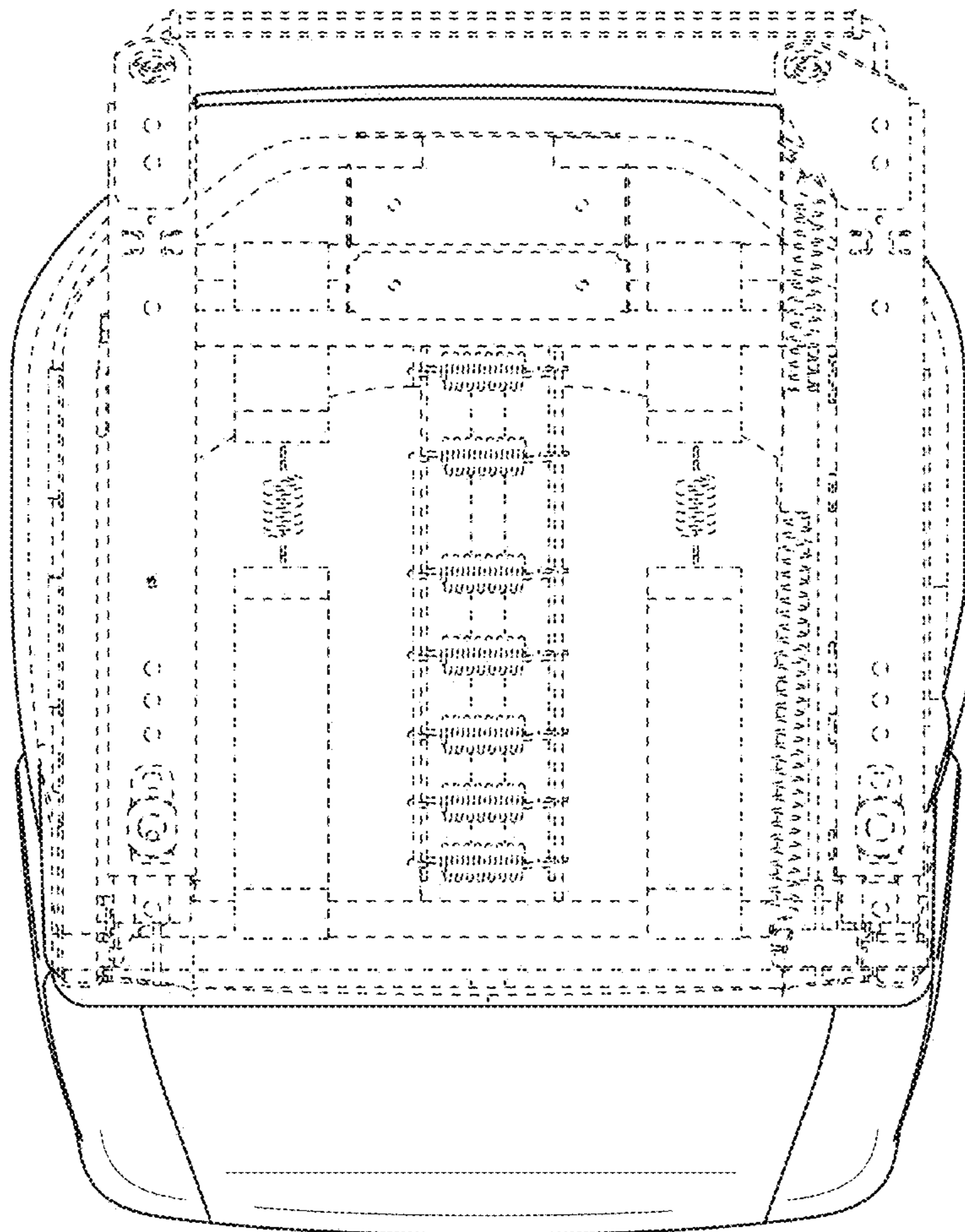


Fig. 6

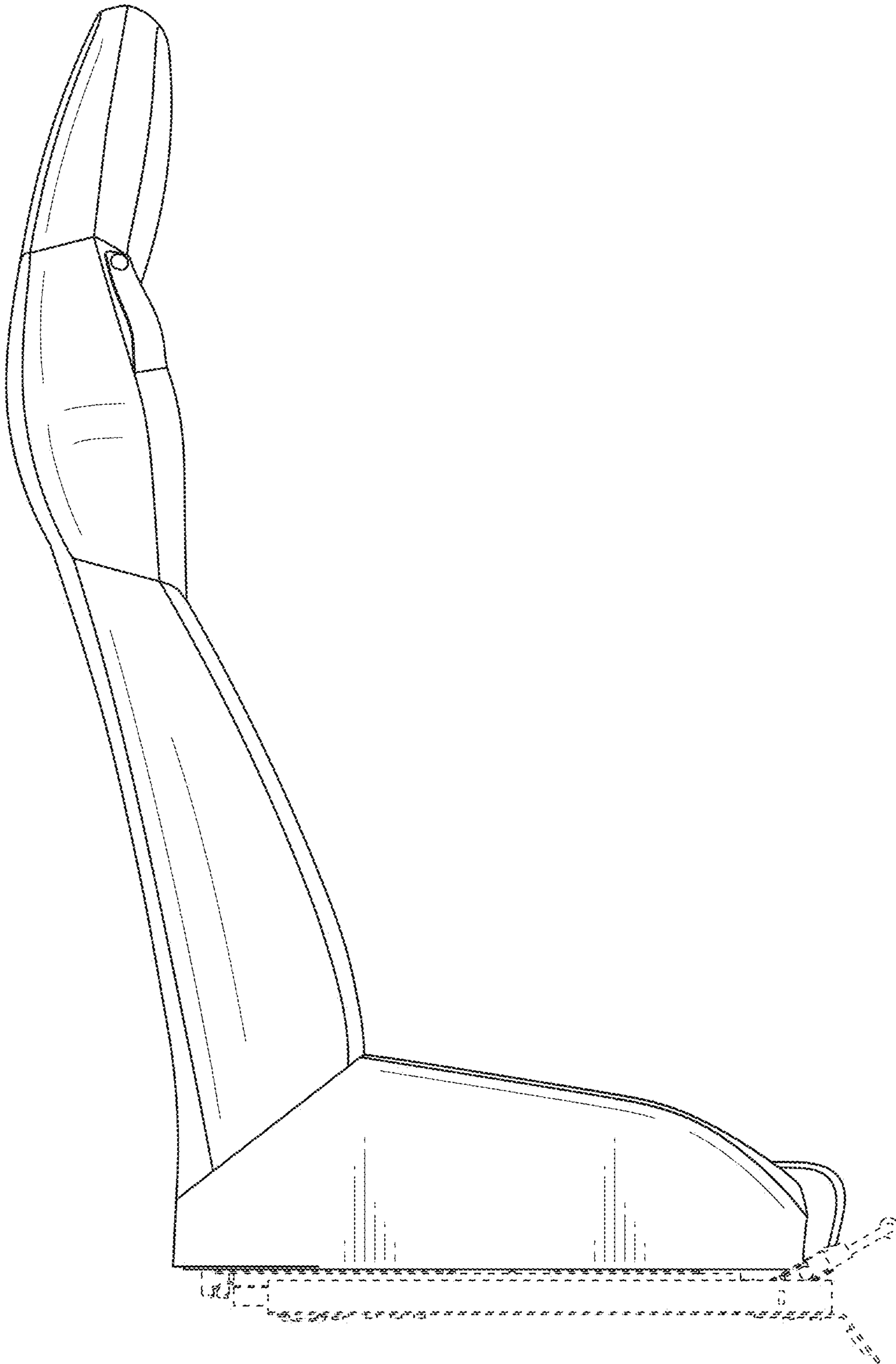


Fig. 7

