



US00D870445S

(12) **United States Design Patent**  
**Cristobal**

(10) **Patent No.:** **US D870,445 S**

(45) **Date of Patent:** **\*\* Dec. 24, 2019**

(54) **SHOE WITH EYELET SLIT ARRANGEMENT**

D816,973 S \* 5/2018 Pauk ..... D2/972  
D854,304 S \* 7/2019 Comeaux ..... D2/972  
D857,364 S \* 8/2019 Glancy ..... D2/972

(71) Applicant: **NIKE, Inc.**, Beaverton, OR (US)

(72) Inventor: **Stefan Cristobal**, Beaverton, OR (US)

(73) Assignee: **NIKE, Inc.**, Beaverton, OR (US)

(\*\*) Term: **15 Years**

(21) Appl. No.: **29/666,838**

(22) Filed: **Oct. 16, 2018**

(51) **LOC (12) Cl.** ..... **02-04**

(52) **U.S. Cl.**

USPC ..... **D2/972**

(58) **Field of Classification Search**

USPC ..... D2/896-900, 909-912, 920, 943, 946,  
D2/969, 970, 972

CPC .. A43C 1/00; A43B 5/04; A43B 23/00; A43B  
23/02

See application file for complete search history.

(56) **References Cited**

**U.S. PATENT DOCUMENTS**

D532,964 S \* 12/2006 Kuerbis ..... D2/972  
D537,616 S \* 3/2007 Campbell ..... D2/972  
D737,040 S 8/2015 Pauk  
D770,752 S 11/2016 McMillan  
D776,418 S \* 1/2017 Martin ..... D2/969  
D783,253 S \* 4/2017 Lee ..... D2/972  
D783,254 S \* 4/2017 Lee ..... D2/972  
D783,976 S 4/2017 Kirschner  
D792,065 S \* 7/2017 Shyllon ..... D2/946  
D796,822 S 9/2017 Kuerbis  
D814,779 S 4/2018 Goto

**OTHER PUBLICATIONS**

Air Jordan 3 "True Blue" Official Images [online], [retrieved Nov. 1, 2018] retrieved from internet <URL: <https://sneakernews.com/2016/11/17/jordan-3-true-blue-official-images/>; 8 color sheets, Dated Nov. 17, 2016.

2017 Air Jordan x Max Atmos Pack [online], [retrieved Nov. 1, 2018] retrieved from internet <URL: <https://www.8and9.com/blogs/streetwear-news/2017-air-jordan-x-max-atmos-pack>; 10 color sheets, Dated Mar. 8, 2017.

\* cited by examiner

*Primary Examiner* — Rashida C. Walshon

(74) *Attorney, Agent, or Firm* — Banner & Witcoff, Ltd.

(57) **CLAIM**

The ornamental design for a shoe with eyelet slit arrangement, as shown and described.

**DESCRIPTION**

FIG. 1 is a front perspective view of a shoe with eyelet slit arrangement showing my new design;

FIG. 2 is a side view thereof;

FIG. 3 is an opposite side view thereof; and,

FIG. 4 is a second front perspective view thereof.

The sixteen unshaded regions that are demarcated by solid lines (i.e., the regions inside the eyelet slits) form no part of the claimed design. The broken lines depicting the remainder of the shoe show features that form no part of the claimed design.

**1 Claim, 4 Drawing Sheets**



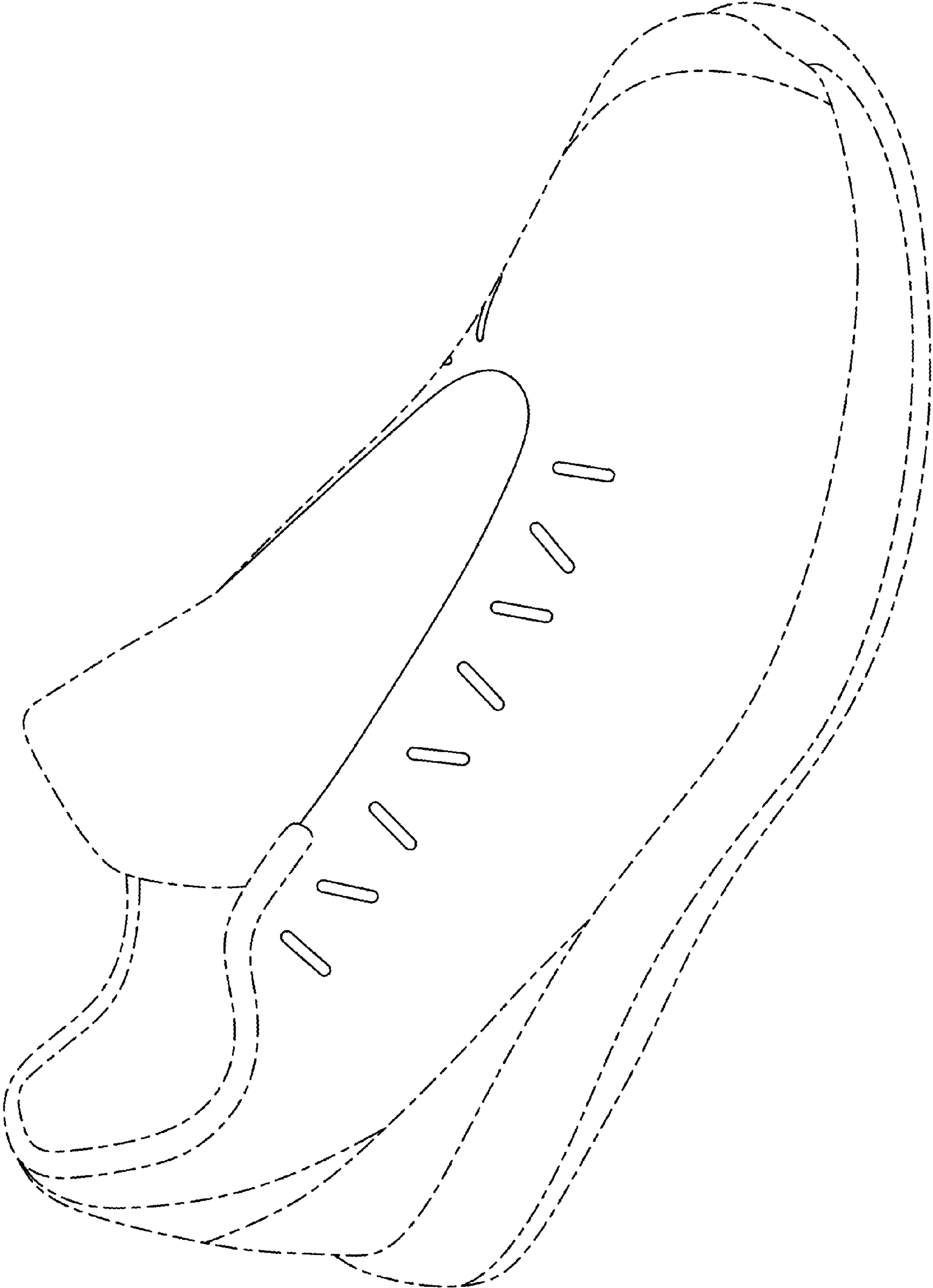


FIG. 1

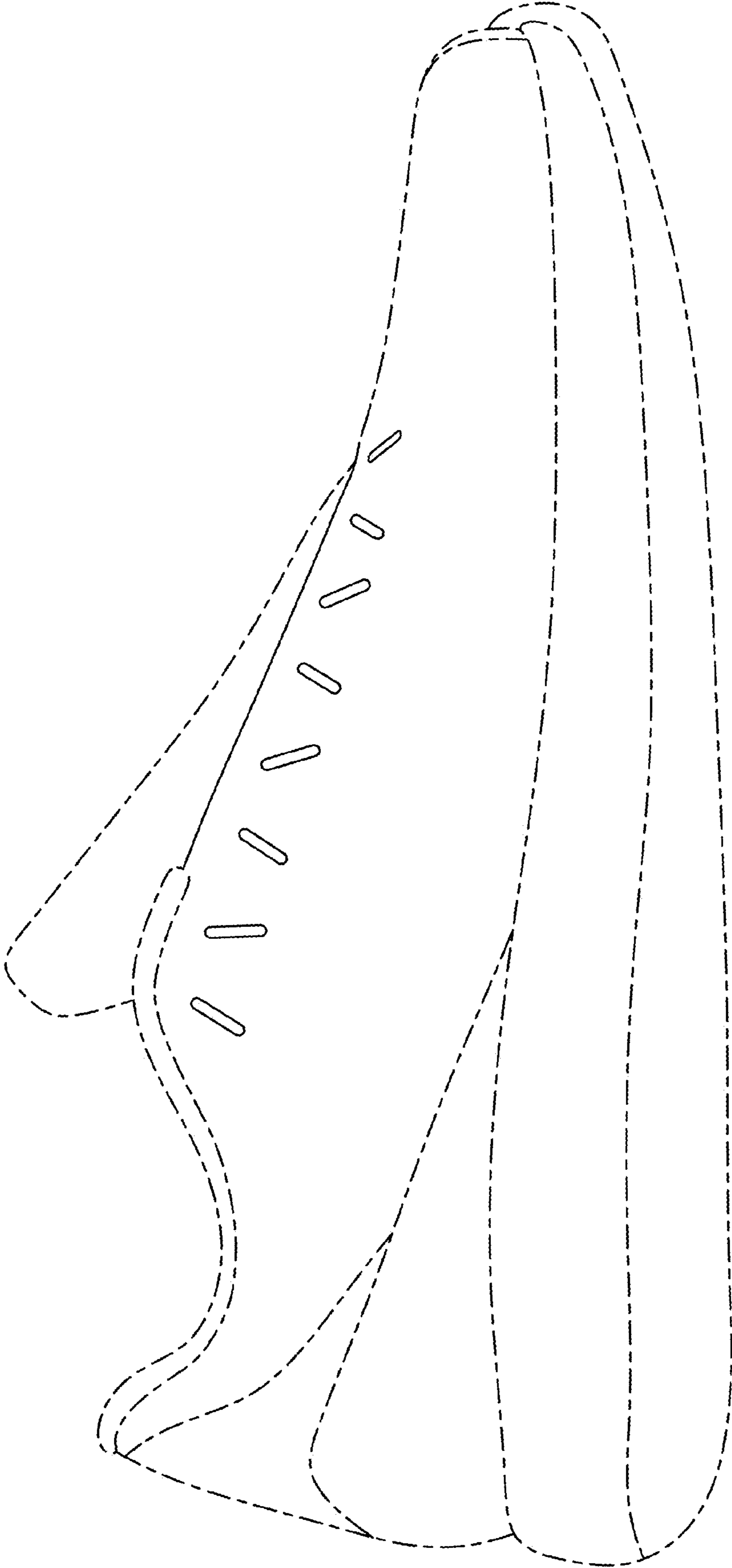


FIG. 2

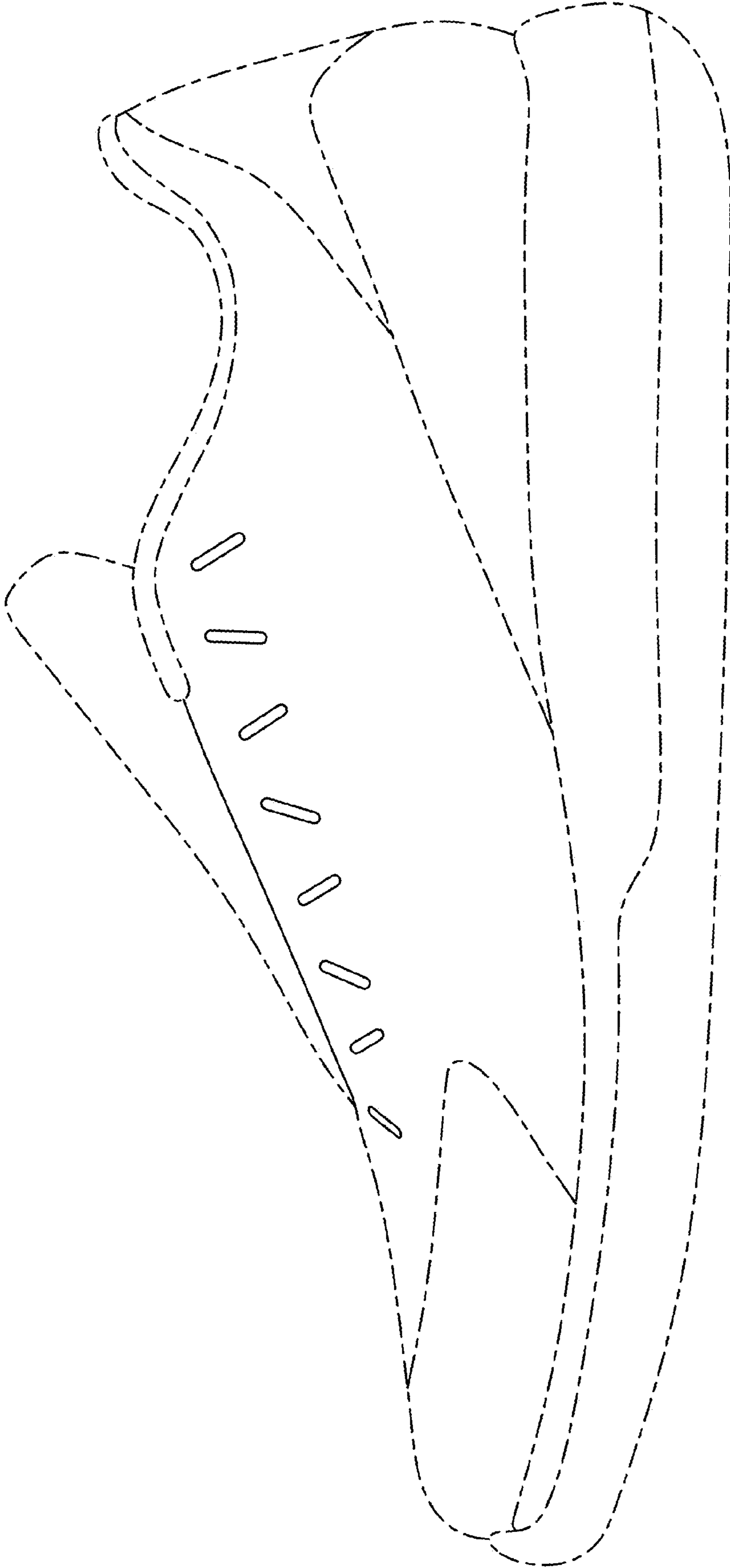


FIG. 3

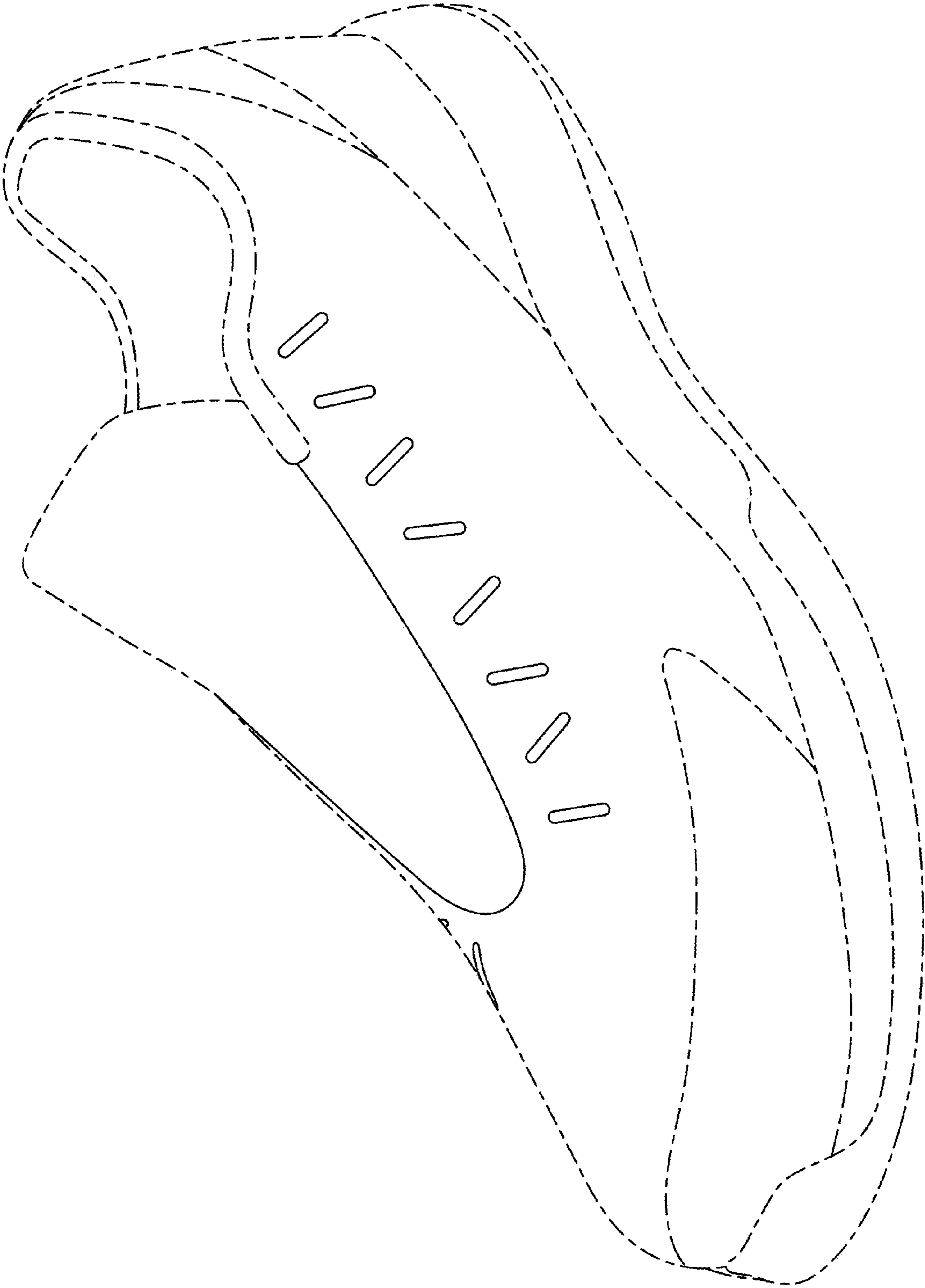


FIG. 4